

Performance Measures

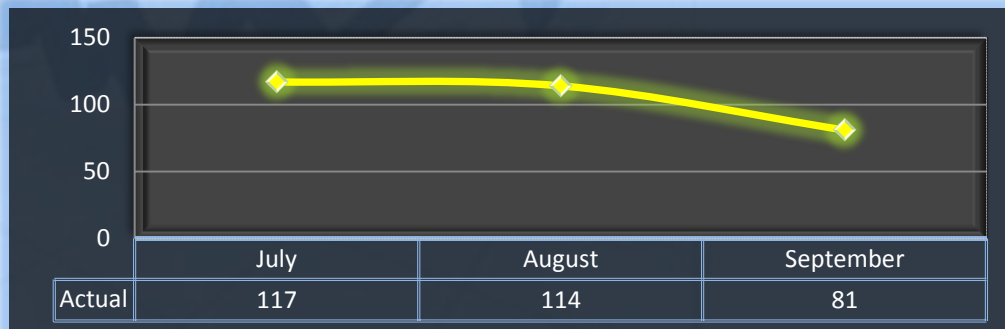
Q1 Report (July - September 2012)

To ensure stakeholders can review the Department's progress in meeting its customer service goals and targets, we have developed a transparent system of performance measurement. These measures will be posted publicly on a quarterly basis.

New Cases Opened

Number of new cases opened per month.

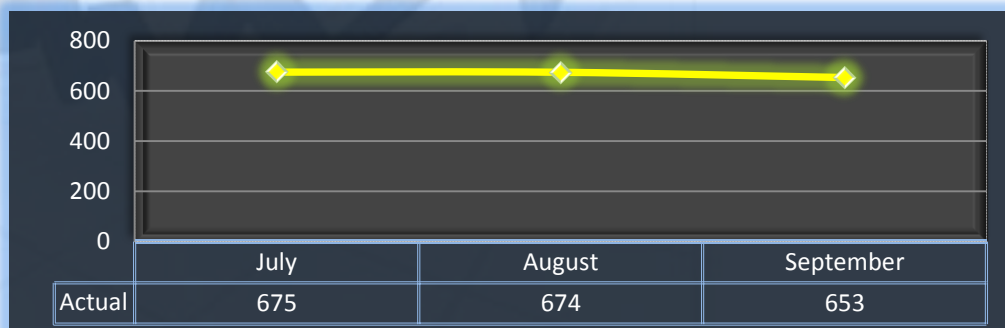
Q1 Total: 312



Cases Currently Open

Number of cases currently open for investigation by the Division.

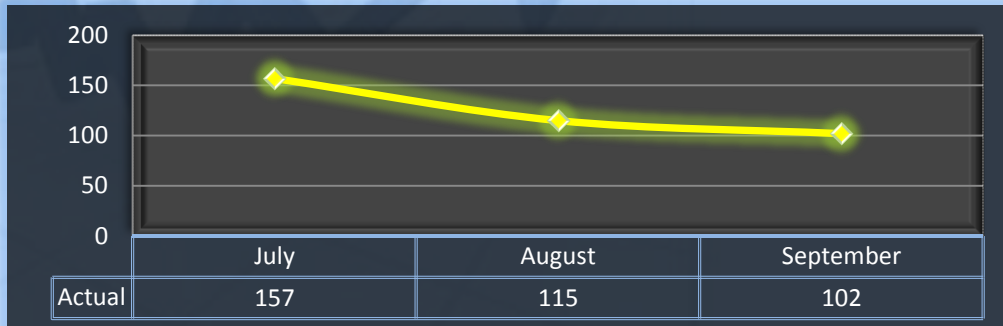
Q1 Average: 667



Cases Closed

Number of cases closed by the Division per month.

Q1 Average: 125



Average Case Cycle Time

Average number of days to close cases. Cycle time is calculated from day of receipt, to day of closure by the Division.

Target: 180 Days

Q1 Average: 203 Days

