

Board for Professional Engineers, Land Surveyors, and Geologists

Performance Measures

Q3 Report (January - March 2013)

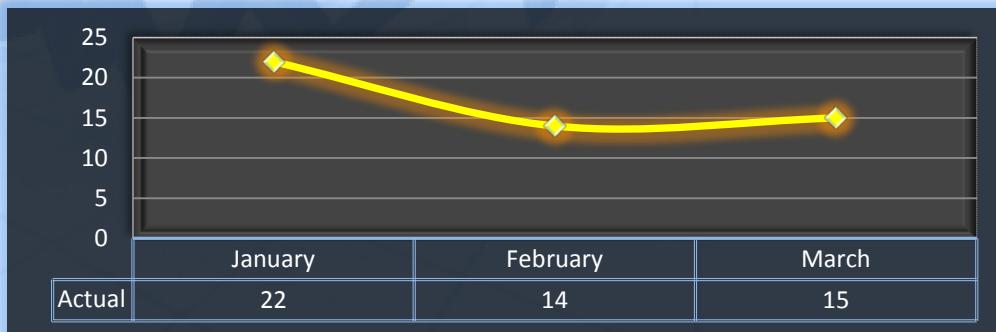
To ensure stakeholders can review the Board's progress toward meeting its enforcement goals and targets, we have developed a transparent system of performance measurement. These measures will be posted publicly on a quarterly basis.

Volume

Number of complaints and convictions received.

Q3 Total: 51

Q3 Monthly Average: 17

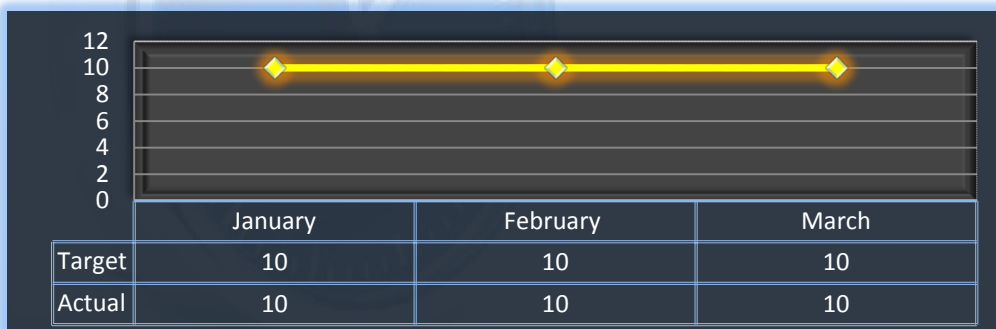


Intake

Average cycle time from complaint receipt, to the date the complaint was assigned to an investigator.

Target: 10 Days

Q3 Average: 10 Days

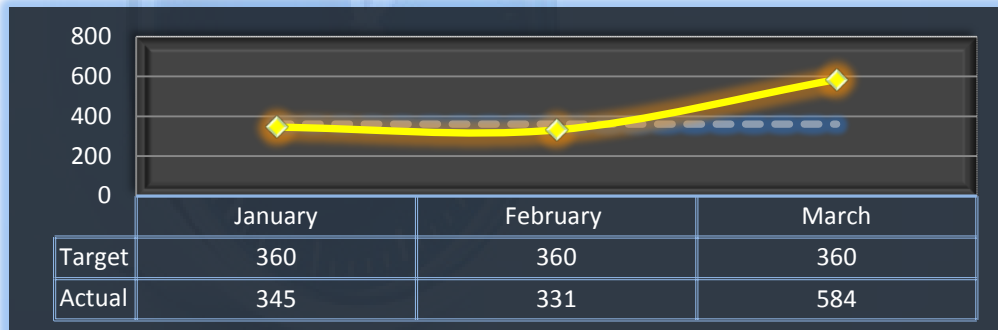


Intake & Investigation

Average cycle time from complaint receipt to closure of the investigation process. Does not include cases sent to the Attorney General or other forms of formal discipline.

Target: 360 Days

Q3 Average: 420 Days

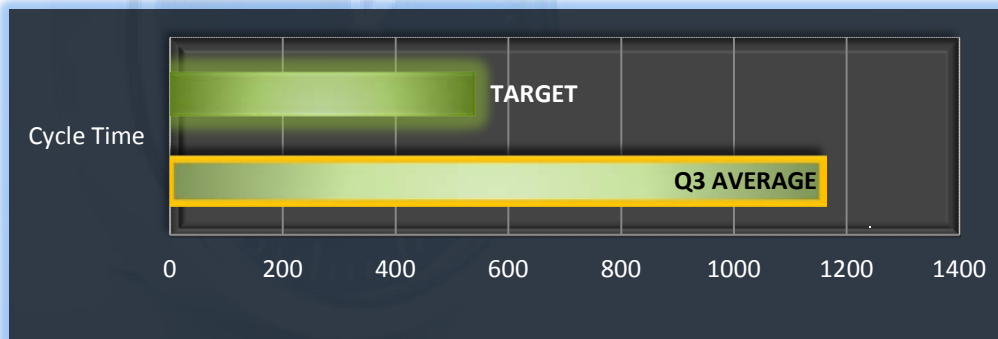


Formal Discipline

Average number of days to complete the entire enforcement process for cases resulting in formal discipline. (Includes intake and investigation by the Board, and prosecution by the AG)

Target: 540 Days

Q3 Average: 1,155 Days

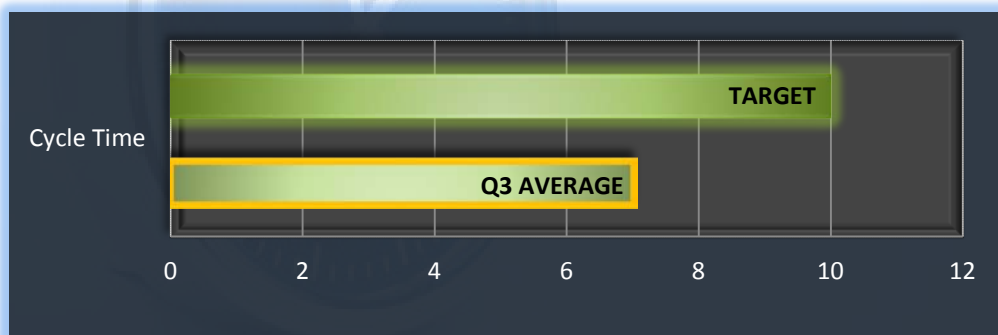


Probation Intake

Average number of days from monitor assignment, to the date the monitor makes first contact with the probationer.

Target: 10 Days

Q3 Average: 7 Days



Probation Violation Response

Average number of days from the date a violation of probation is reported, to the date the assigned monitor initiates appropriate action.

Target: 10 Days

Q3 Average: N/A

There were no violations of probation during this quarter.

Note: These performance measure statistics refer to Professional Engineers and Land Surveyors license categories exclusively. There is insufficient data at this time to generate statistically relevant charts for the Geologist and Geophysicist program.