

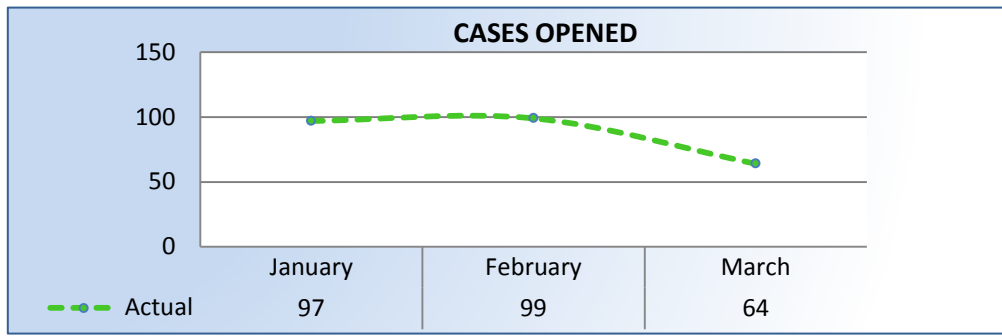
## Performance Measures

### Q3 Report (January - March 2014)

To ensure stakeholders can review the Board's progress toward meeting its enforcement goals and targets, we have developed a transparent system of performance measurement. These measures will be posted publicly on a quarterly basis.

#### New Cases Opened

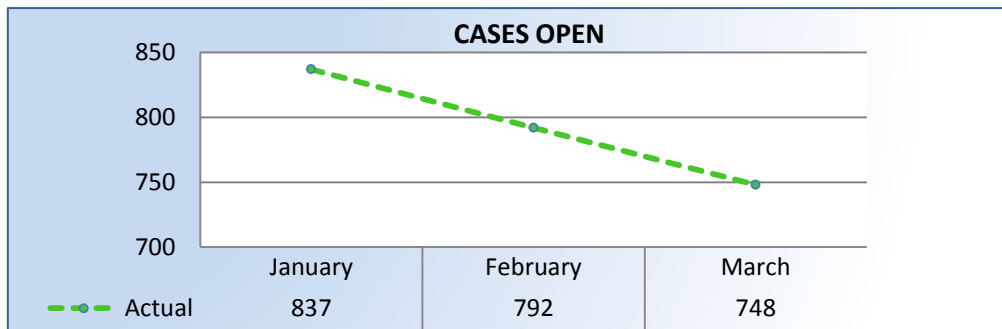
Number of new cases opened per month.



**Q3 Total: 260 Q3 Average: 87**

#### Cases Currently Open

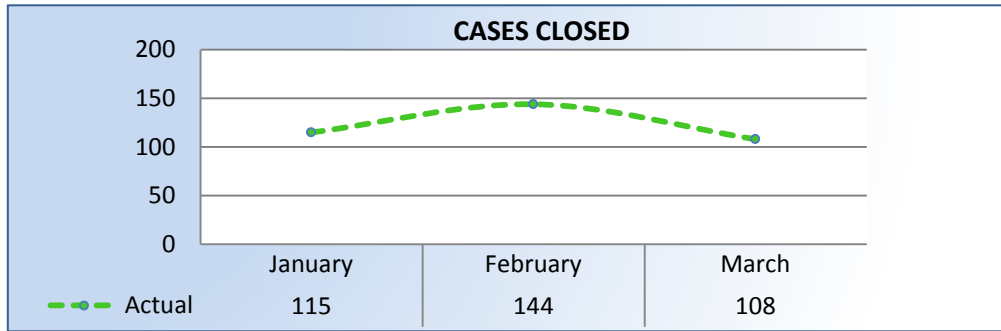
Number of cases currently open for investigation by the Division.



**Q3 Average: 793**

### Cases Closed

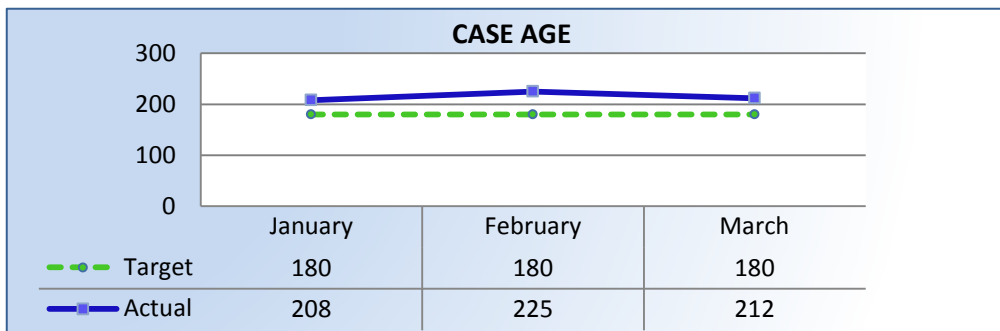
Number of cases closed by the Division per month.



**Q3 Average: 122**

### Average Case Cycle Time

Average number of days to close cases. Cycle time is calculated from day of receipt, to day of closure by the Division.



**Target Average: 180 Days | Actual Average: 215 Days**