

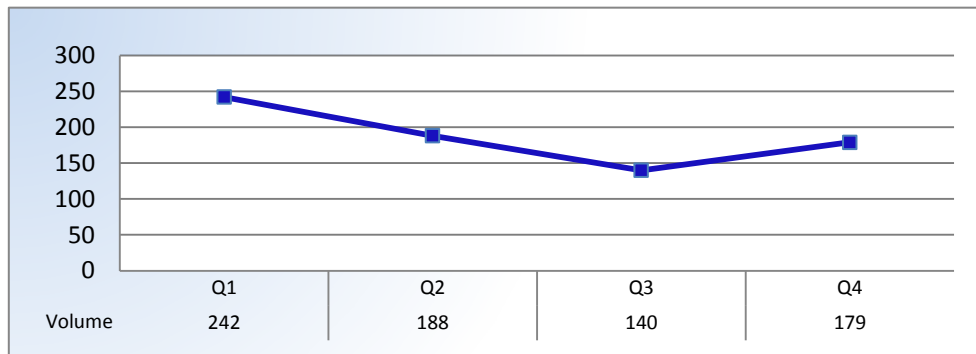
## Performance Measures

### Annual Report (2013 – 2014 Fiscal Year)

To ensure stakeholders can review the Board's progress toward meeting its enforcement goals and targets, we have developed a transparent system of performance measurement. These measures will be posted publicly on a quarterly and annual basis.

#### PM1 | Volume

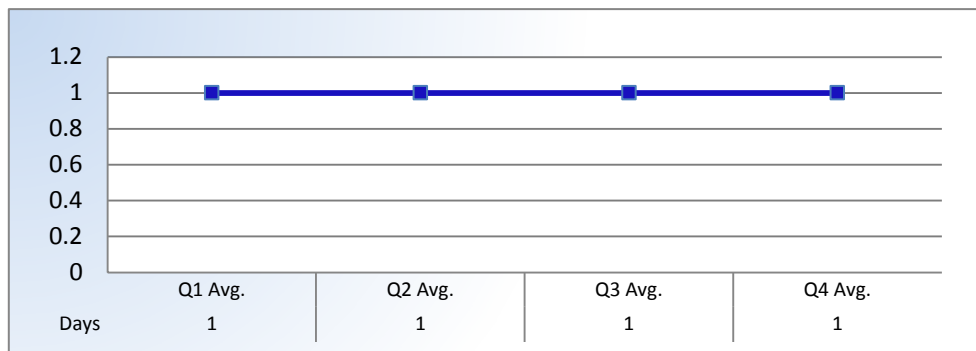
Number of complaints and convictions received.



**Fiscal Year Total: 749**

#### PM2 | Intake

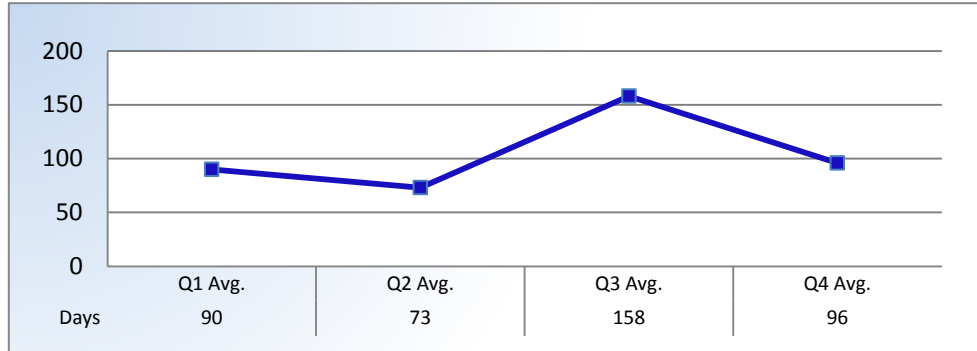
Average cycle time from complaint receipt, to the date the complaint was assigned to an investigator.



**Target Average: 2 Days**

### PM3 | Intake & Investigation

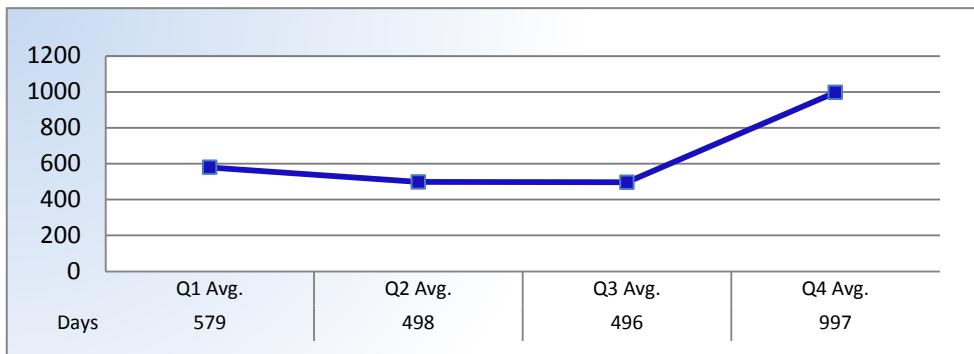
Average cycle time from complaint receipt to closure of the investigation process. Does not include cases sent to the Attorney General or other forms of formal discipline.



**Target Average: 270 Days**

### PM4 | Formal Discipline

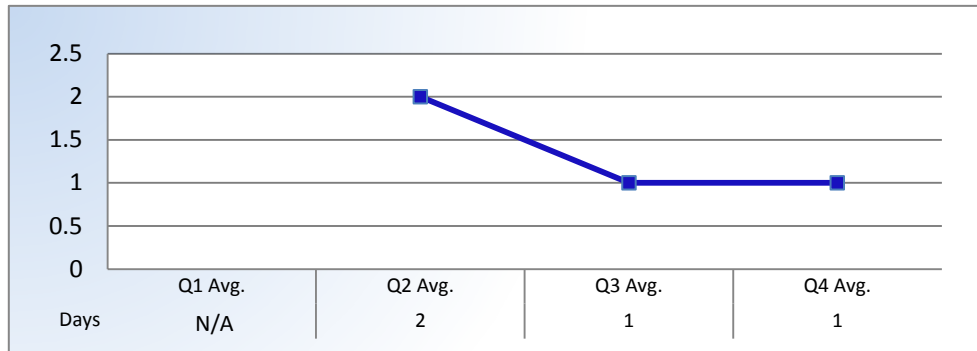
Average number of days to complete the entire enforcement process for cases resulting in formal discipline. (Includes intake and investigation by the Board and prosecution by the AG).



**Target Average: 540 Days**

### PM7 | Probation Intake


Average number of days from monitor assignment, to the date the monitor makes first contact with the probationer.



**Target Average: 10 Days**

### PM8 | Probation Violation Response

Average number of days from the date a violation of probation is reported, to the date the assigned monitor initiates appropriate action.



**Target Average: 10 Days**