
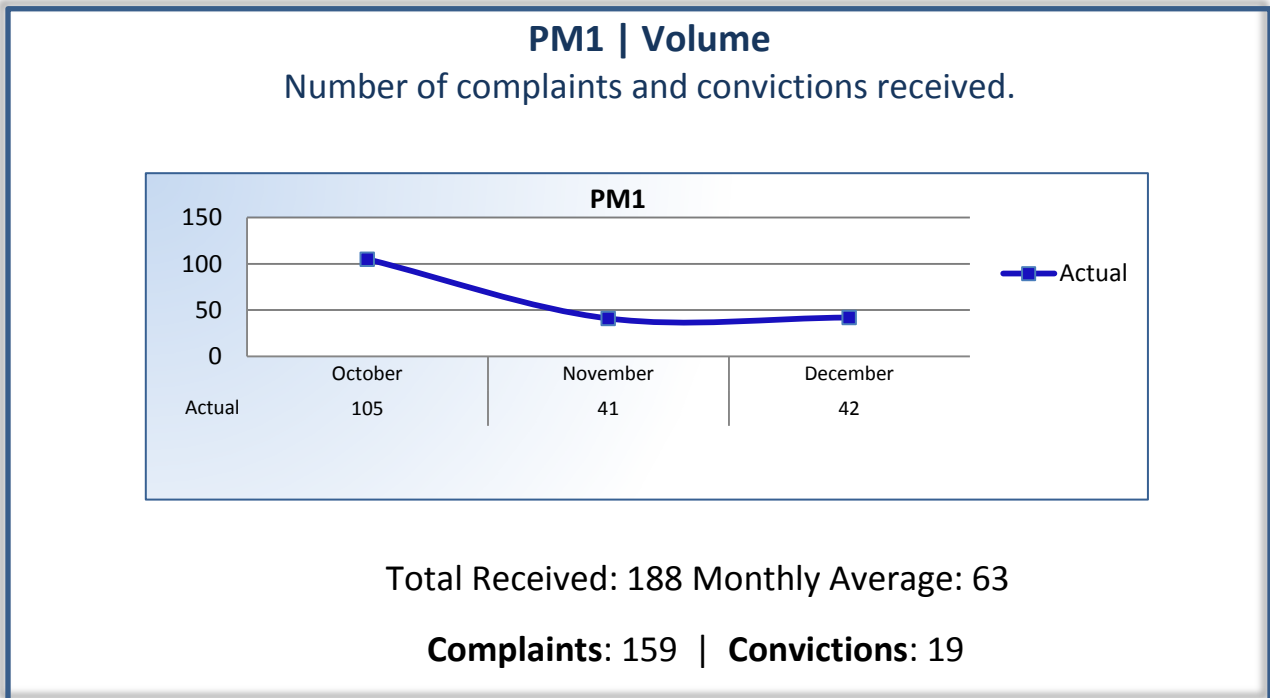


## Performance Measures

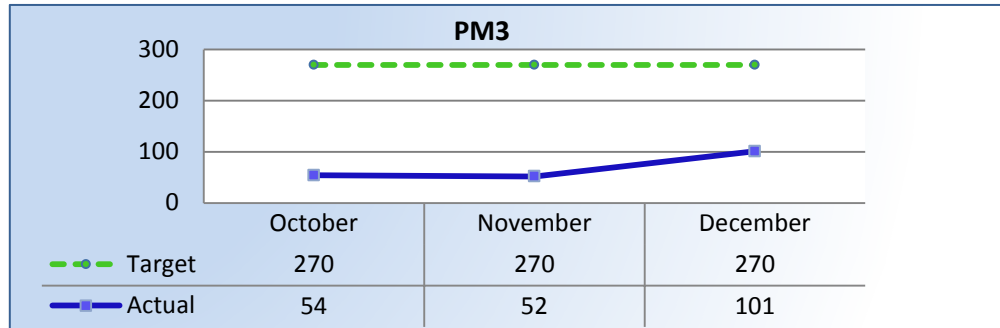
### Q2 Report (October - December 2013)

To ensure stakeholders can review the Board's progress toward meeting its enforcement goals and targets, we have developed a transparent system of performance measurement. These measures will be posted publicly on a quarterly basis.



### PM3 | Intake & Investigation

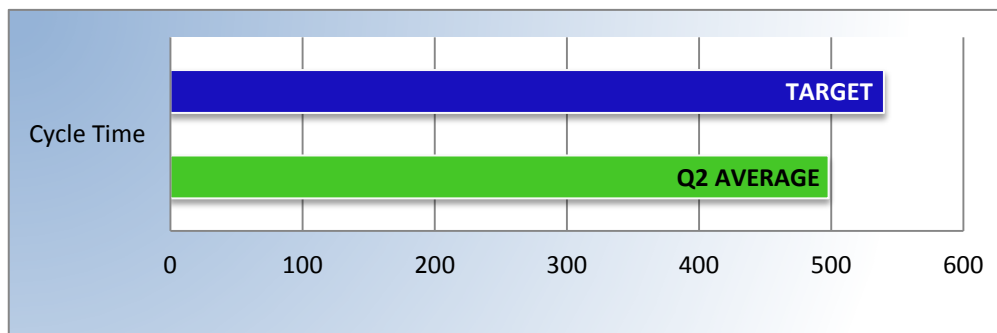
Average cycle time from complaint receipt to closure of the investigation process. Does not include cases sent to the Attorney General or other forms of formal discipline.



**Target Average: 270 Days | Actual Average: 73 Days**

### PM4 | Formal Discipline


Average number of days to complete the entire enforcement process for cases resulting in formal discipline. (Includes intake and investigation by the Board and prosecution by the AG).



**Target Average: 540 Days | Actual Average: 498 Days**

### PM7 | Probation Intake

Average number of days from monitor assignment, to the date the monitor makes first contact with the probationer.



**Target Average: 10 Days | Actual Average: 2 Days**

### PM8 | Probation Violation Response

Average number of days from the date a violation of probation is reported, to the date the assigned monitor initiates appropriate action.

*The Board did not report any probation violations this quarter.*

**Target Average: 10 Days | Actual Average: N/A**