

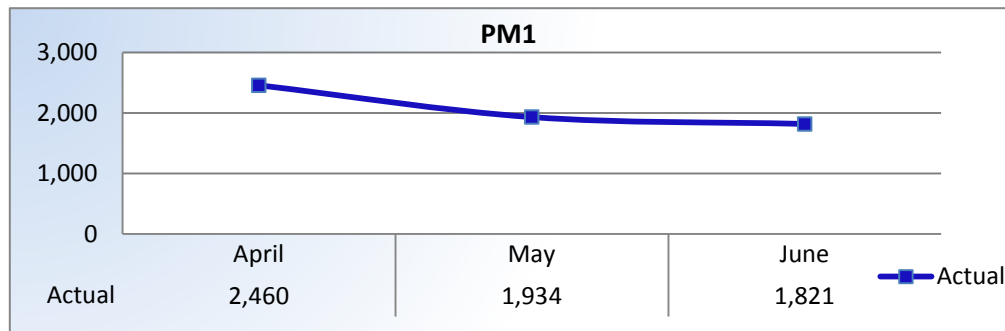
## Performance Measures

### Q4 Report (April - June 2015)

To ensure stakeholders can review the Bureau's progress toward meeting its enforcement goals and targets, we have developed a transparent system of performance measurement. These measures will be posted publicly on a quarterly basis.

#### PM1 | Volume

Number of complaints and convictions received.




Total Received: 6,215 Monthly Average: 2,072

**Complaints: 740 | Convictions: 5,475**

#### PM2 | Intake

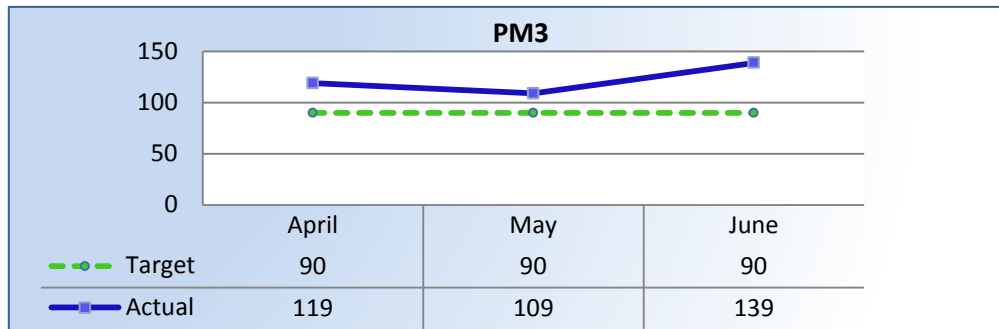
Average cycle time from complaint receipt, to the date the complaint was assigned to an investigator.



**Target Average: 7 Days | Actual Average: 2 Days**

### PM3 | Intake & Investigation

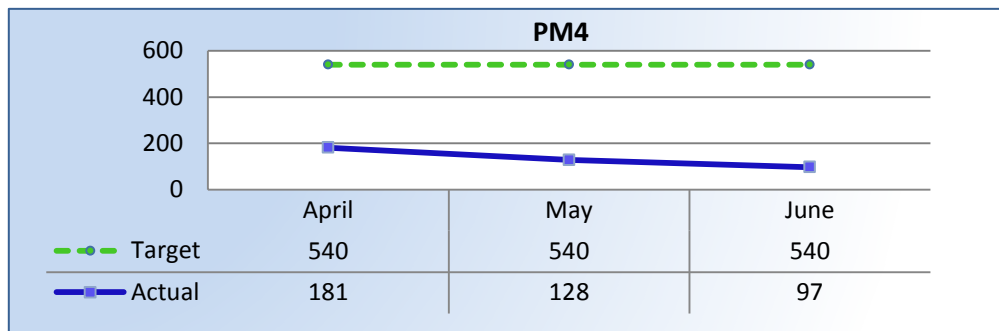
Average number of days to complete the entire enforcement process for cases not transmitted to the AG. (Includes intake and investigation)



**Target Average: 90 Days | Actual Average: 120 Days**

### PM4 | Formal Discipline


Average number of days to complete the entire enforcement process for cases transmitted to the AG for formal discipline. (Includes intake, investigation, and transmittal outcome)



**Target Average: 540 Days | Actual Average: 128 Days**

### PM7 | Probation Intake

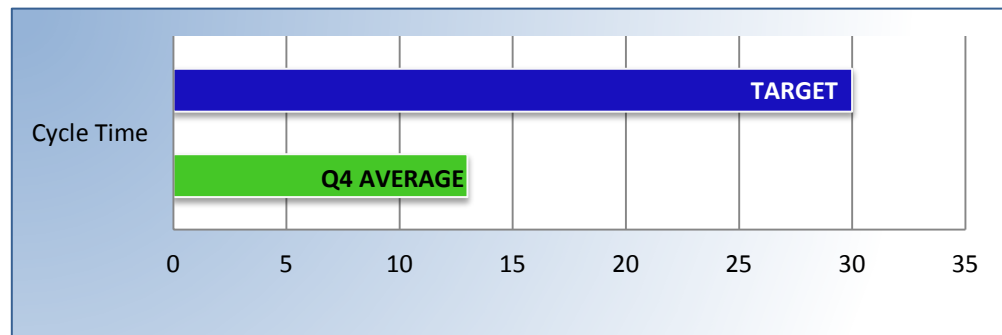
Average number of days from monitor assignment, to the date the monitor makes first contact with the probationer.



**Target Average: 14 Days | Actual Average: 2 Days**

### PM8 | Probation Violation Response

Average number of days from the date a violation of probation is reported, to the date the assigned monitor initiates appropriate action.



**Target Average: 30 Days | Actual Average: 13 Days**