

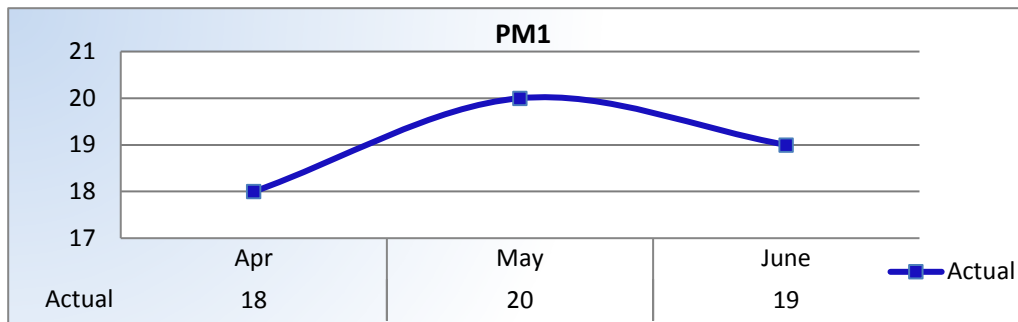
## Performance Measures

### Q4 Report (April - June 2016)

To ensure stakeholders can review the Board's progress toward meeting its enforcement goals and targets, we have developed a transparent system of performance measurement. These measures will be posted publicly on a quarterly basis.

#### PM1 | Volume

Number of complaints and convictions received.




**Total Received: 57 Monthly Average: 19**

**Complaints: 57 | Convictions: 0**

#### PM2 | Intake

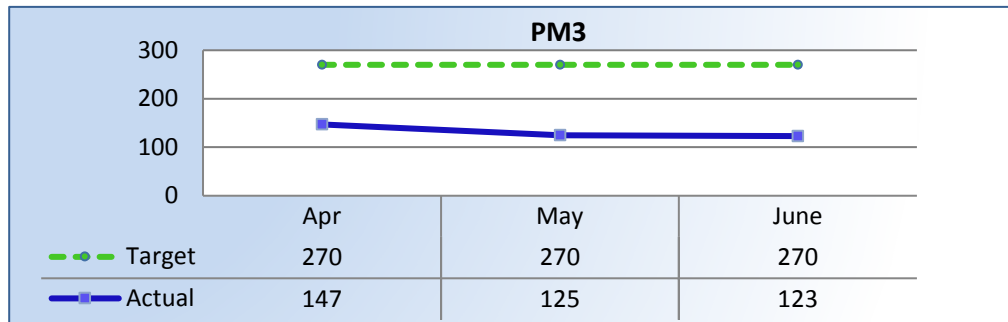
Average cycle time from complaint receipt, to the date the complaint was assigned to an investigator.



**Target Average: 7 Days | Actual Average: 1 Day**

### PM3 | Intake & Investigation

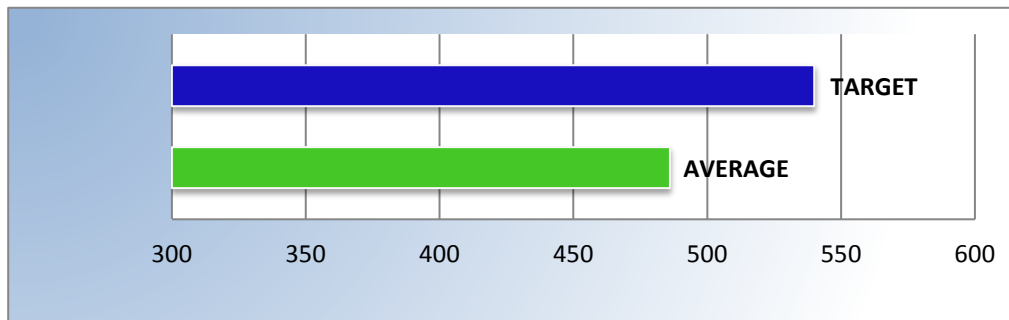
Average number of days to complete the entire enforcement process for cases not transmitted to the AG. (Includes intake and investigation)



**Target Average: 270 Days | Actual Average: 132 Days**

### PM4 | Formal Discipline

Average number of days to complete the entire enforcement process for cases transmitted to the AG for formal discipline. (Includes intake, investigation, and transmittal outcome)



**Target Average: 540 Days | Actual Average: 486 Days**

### **PM7 | Probation Intake**

Average number of days from monitor assignment, to the date the monitor makes first contact with the probationer.

*The Board did not contact any new probationers this quarter.*

**Target Average:** 5 Days | **Actual Average:** n/a

### **PM8 | Probation Violation Response**

Average number of days from the date a violation of probation is reported, to the date the assigned monitor initiates appropriate action.

*The Board did not have any probation violations this quarter.*

**Target Average:** 15 Days | **Actual Average:** n/a