



ANNUAL REPORT

California Department of
CONSUMER AFFAIRS



EDMUND G. BROWN JR.
Governor



ALEXIS PODESTA
*Secretary of the Business, Consumer
Services and Housing Agency*



DEAN R. GRAFILO
Director of the Department of Consumer Affairs

ABOUT THIS BOOK

The Department of Consumer Affairs is one of nine entities operating under the direction of the Business, Consumer Services and Housing Agency, which is overseen by the Governor Edmund G. Brown Jr. administration.

The Department of Consumer Affairs' (DCA's) *Annual Report 2017* was designed and edited by DCA's Office of Publications, Design & Editing and printed on-site by DCA's Digital Print Services in compliance with the Business and Professions Code section 312(a).

Table of Contents

DIRECTOR'S MESSAGE _____	2	OPTOMETRY, CALIFORNIA STATE BOARD OF ____	110
DCA'S SUPPORT SYSTEM _____	3	OSTEOPATHIC MEDICAL BOARD OF CALIFORNIA _____	116
DCA LEADERSHIP _____	6	PHARMACY, CALIFORNIA STATE BOARD OF ____	120
DCA-WIDE LEGISLATION _____	9	PHYSICAL THERAPY BOARD OF CALIFORNIA ____	127
HEALING ARTS LEGISLATION _____	10	PHYSICIAN ASSISTANT BOARD _____	131
OVERVIEW OF STATISTICAL INFORMATION ____	11	PODIATRIC MEDICINE, CALIFORNIA BOARD OF _	135
ACCOUNTANCY, BOARD OF _____	13	PRIVATE POSTSECONDARY EDUCATION, BUREAU FOR _____	139
ACUPUNCTURE, BOARD OF _____	17	PROFESSIONAL ENGINEERS, LAND SURVEYORS, AND GEOLOGISTS, BOARD FOR _____	143
ARBITRATION CERTIFICATION PROGRAM ____	21	PROFESSIONAL FIDUCIARIES BUREAU _____	149
ARCHITECTS, BOARD OF _____	24	PSYCHOLOGY, CALIFORNIA BOARD OF ____	153
ATHLETIC COMMISSION _____	28	REAL ESTATE, BUREAU OF _____	157
AUTOMOTIVE REPAIR, BUREAU OF _____	32	REAL ESTATE APPRAISERS, BUREAU OF ____	163
BARBERING AND COSMETOLOGY, BOARD OF __	37	REGISTERED NURSING, BOARD OF _____	168
BEHAVIORAL SCIENCES, BOARD OF _____	42	RESPIRATORY CARE BOARD OF CALIFORNIA ____	173
CANNABIS CONTROL, BUREAU OF _____	47	SECURITY AND INVESTIGATIVE SERVICES, BUREAU OF _____	177
CEMETERY AND FUNERAL BUREAU _____	50	SPEECH-LANGUAGE PATHOLOGY AND AUDIOLOGY AND HEARING AID DISPENSERS BOARD _____	183
CHIROPRACTIC EXAMINERS, BOARD OF _____	55	STRUCTURAL PEST CONTROL BOARD _____	188
CONTRACTORS STATE LICENSE BOARD _____	59	TELEPHONE MEDICAL ADVICE SERVICES BUREAU _____	192
COURT REPORTERS BOARD OF CALIFORNIA ____	64	VETERINARY MEDICAL BOARD _____	195
DENTAL BOARD OF CALIFORNIA _____	68	VOCATIONAL NURSING AND PSYCHIATRIC TECHNICIANS, BOARD OF _____	200
DENTAL HYGIENE COMMITTEE OF CALIFORNIA _	74	SECTION 139 _____	205
ELECTRONIC & APPLIANCE REPAIR, HOME FURNISHINGS & THERMAL INSULATION, BUREAU OF _____	78	EXPENDITURE CATEGORIES _____	216
GUIDE DOGS FOR THE BLIND, STATE BOARD OF _	83	FUND CONDITIONS _____	219
LANDSCAPE ARCHITECTS TECHNICAL COMMITTEE _____	87	REVENUE SOURCES _____	222
MEDICAL BOARD OF CALIFORNIA _____	91		
NATUROPATHIC MEDICINE COMMITTEE _____	102		
OCCUPATIONAL THERAPY, BOARD OF _____	106		

MISSION

We protect California consumers by providing a safe and fair marketplace through oversight, enforcement, and licensure of professions.

VISION

Together, empowering California consumers.

VALUES

- **ACCOUNTABILITY**
- **COMMUNICATION**
- **DIVERSITY**
- **EMPLOYEES**
- **INTEGRITY**
- **LEADERSHIP**
- **SERVICE**
- **TRANSPARENCY**



Message from the Director

Welcome to the *Department of Consumer Affairs' 2016–17 Annual Report*.

Consisting of more than three dozen regulatory boards, bureaus, committees, and programs (boards), the Department of Consumer Affairs (DCA) is the State of California's leading consumer protection entity. Collectively, the programs provide licensing guidelines and oversight for more than 3.5 million professionals.

I am still in my first year of service as DCA's director. In that time, I have enjoyed learning about all aspects of this unique department and the large variety of professionals it licenses and regulates under its umbrella. I have personally met many DCA staff during this time, and I am always impressed with, and proud of, the professionalism and dedication of the people who keep DCA on track and running smoothly in its mission to protect California's consumers. I look forward to working with DCA's stakeholders and partners to continue our mission in the year ahead.

In the past year, DCA and the Bureau of Cannabis Control have made great progress in implementing the Medicinal and Adult-Use Cannabis Regulation and Safety Act. DCA and the Bureau have held more than 20 outreach events related to licensing, diversity, and to provide public comment on regulations.

In addition, DCA established the Office of Student Assistance and Relief (OSAR) to advance and promote the rights of students of private colleges, and assist students who suffer economic loss due to the unlawful activities or closure of a private college.

DCA initiated positive changes to its inner structure as well. In June, we implemented a new training and mentoring program, the Future Leadership Development Initiative, to begin identifying and preparing its next generation of leaders. The Initiative is a partnership between DCA and its boards and bureaus that is guided by a steering committee of executive officers and run by DCA's SOLID Training & Planning Solutions unit. This program will help DCA address its workforce succession needs; we look forward to continuing it on an annual basis.

The examples above are just a few of the ways DCA's regulatory entities assisted consumers, licensees, and stakeholders throughout Fiscal Year 2016–17. Within these pages, you will find licensing and enforcement statistics, fiscal and staffing information, and legislative efforts and accomplishments for each licensing entity that DCA regulates, plus a description of the large support system that makes it possible for the entities to serve California's consumers and licensees.

Sincerely,
Dean Grafilo, Director

DCA's Support System

The Department of Consumer Affairs' (DCA's) boards, bureaus, and other entities are supported by a dedicated and highly skilled staff of legal, technical, and administrative professionals. These professionals provide a wide range of support services, including human resources, information technology, investigations, professional examinations, training, strategic planning, budgeting, and more.

Here is an overview of what the various offices and divisions of DCA's support system do for its many boards, bureaus, and other entities.

THE OFFICE OF ADMINISTRATIVE SERVICES (OAS) provides accounting, business, personnel, and budget services. It consists of Business Services, Human Resources, and Fiscal Operations. Business Services ensures that DCA entities promote sound business decisions and practices in contracting and purchasing goods and services. It also manages DCA's many facilities, vehicle fleet, emergency response, and mailroom and records services. Human Resources provides human resources support for DCA employees. Fiscal Operations provides budget, accounting, and central cashing services.

THE COMMUNICATIONS DIVISION consists of the Office of Public Affairs (OPA); the Office of Publications, Design & Editing (PDE); and Digital Print Services (DPS). From video production and public outreach to writing, editing, design, and print services, DCA's communication needs are covered. OPA creates and executes strategic media and communication plans for DCA, provides news media with information of interest to consumers, responds to media inquiries, and alerts media to unlicensed activity sweeps. OPA's videographers assist DCA boards and bureaus with the creation of public service announcements, training, instructional, and consumer videos, and with webcasting of public meetings.

PDE designs, edits, creates, and distributes more than 200 consumer and licensee publications, reports, and signage produced by DCA's various entities and by its Executive Office. PDE supports DCA's licensees by producing and publishing newsletters for boards and bureaus, and supports DCA staff by producing *Did You Know?*, the monthly online newsletter for employees. PDE staff also write, edit, design, and distribute DCA's quarterly consumer magazine, *Consumer Connection*. DPS provides full in-house print shop services, including black-and-white and color digital printing, copying, bindery, and other various services to all of DCA. In addition to printing materials created by PDE, DPS produces projects directly from DCA licensing entities and support system programs, including licensee notices, reports, training books, business cards, postcards, and booklets.

THE CONSUMER INFORMATION CENTER (CIC) is DCA's information resource center for consumers and licensees. Through its Call Center and Correspondence Unit, CIC provides consumers, license applicants, and licensees with user-friendly information and identifies the government agency or community organization that can best address their needs. CIC phone agents answer calls from consumers, applicants, and licensees via DCA's toll-free number. Correspondence Unit staff respond to emails and letters sent to DCA and coordinates with boards/bureaus/committees/programs on escalated complaints received from the Business, Consumer Services and Housing Agency and the Governor's Office.

THE EQUAL EMPLOYMENT OPPORTUNITY (EEO) Office serves all DCA employees, applicants, licensees, and consumers by promoting all laws that prohibit discrimination and harassment, and requiring employers to allow persons to work and advance based on merit, ability, and potential, without regard to their protected characteristics. The EEO Office is charged with increasing the employment of persons with disabilities at DCA, and preventing and eliminating discrimination through policy implementation, training, education, and outreach. The areas of responsibility include annual EEO policy acknowledgements, Bilingual Services Program, Disability Advisory Committee, Employee Mediation Program, discrimination complaints investigations, sexual harassment prevention training, management of sign language and real-time captioning requests, support of Title II of the Americans with Disabilities Act via serving as DCA coordinator for public requests, Upward Mobility Program, distribution of Whistleblower Protection Act notice and submission of annual response to the California State Auditor, and Workforce Analysis.

THE OFFICE OF INFORMATION SERVICES (OIS) directs and manages information technology (IT) for all of DCA. OIS consists of Application Services, Enterprise Technology Services, Infrastructure Services, Client IT Support Services, Enterprise Project Services, and the Office of Information Security. Application Services maintains and develops the core licensing and enforcement platforms in DCA's portfolio, including the Consumer Affairs System, the Applicant Tracking System, and BreEZe. Enterprise Technology Services maintains and supports DCA's wide area network infrastructure, serving more than 30 offices statewide, as well as more than 50 internet and intranet sites. Infrastructure Services maintains the network, cloud, operational security, and telecommunication services. The Reports and Data Governance Teams provide reporting solutions and data analytics tools. Administrative Services provides public data fulfillment (licensee information), public customer liaison, and production support. This team includes the Family Support Unit, which maintains systems that involve processing limited license hold issues related to child support systems. Client IT Support Services provides Service Desk and Client Device Services to all programs within DCA for end user IT engagement. Enterprise Project Services provides project management assistance, controls agency liaison services, oversees the OIS change management and release process, the business analyst teams, and is implementing IT Governance. The Office of Information Security establishes the IT security and data privacy policies, maintains the business continuity planning process, investigates IT security breaches, and acts as liaison to the State Information Technology Agency in matters related to the IT security of DCA.

THE DIVISION OF INVESTIGATION (DOI) is the law enforcement and investigative branch of DCA. DOI staff work to provide timely, objective, and cost-effective investigations regarding allegations of misconduct by licensees of client agencies. Their mission is to protect the health, safety, and welfare of California consumers by conducting investigations and by filing criminal, administrative, and civil actions against subject licensees or unlicensed individuals on behalf of the boards. DOI field investigations frequently involve allegations of the illegal use and theft of drugs, sexual misconduct, quality-of-care issues, and unlicensed activity. DOI is composed of four units: The Health Quality Investigation Unit (HQIU), established under DOI on July 1, 2014, in accordance with SB 304 (Hill, 2013). HQIU provides investigative services to the Medical Board of California, the Physician Assistant Board, and the Board of Podiatric Medicine. The Investigation and Enforcement Unit (IEU) provides investigative services for all the other boards, bureaus, and commissions within DCA. The Cannabis Enforcement Unit (CEU) was created in 2017 to provide sworn investigative services for the Bureau of Cannabis Control (BCC). CEU handles the more complex, criminal, and administrative cases while enforcing BCC laws and regulations that apply to all Bureau licensees. The Special Operations Unit (SOU) is a specialized law enforcement unit within DOI, which provides investigative services, training, and program management services for DOI and DCA. SOU conducts internal affairs investigations on behalf of DCA; background investigations of board, DOI, and DCA staff; program administration for DCA and oversight of the Infraction Citation Authority Program and the Criminal Offender Record Information clearance system; and investigations pursuant to DCA's Workplace Violence Prevention Policy.

THE LEGAL AFFAIRS DIVISION serves as in-house counsel for the Director, executive staff, as well as for boards, bureaus, and other programs of DCA. Our team of attorneys provide legal analysis and opinions on laws, issues, proposed legislation, government contracts, employer-employee matters, the Open Meeting Act, the Public Records Act, and the Information Practices Act. They represent DCA before the State Personnel Board and other administrative tribunals. Further, the Legal Affairs Division counsels the Director in carrying out the consumer mandates of the Consumer Affairs Act and produces consumer handbooks and legal guides.

THE LEGISLATIVE AND REGULATORY REVIEW DIVISION serves as DCA's resource on legislative and regulatory matters, representing DCA's positions on these matters before the Legislature. The Division monitors and analyzes legislative bills on consumer issues, reviews proposed regulation packages, and provides legislative recommendations, technical assistance, and regulatory review to DCA, the Business, Consumer Services and Housing Agency, and the Governor's Office. The Division hosts legislative roundtables to provide an open forum to discuss legislation, including fiscal, legal, and information technology impacts among DCA's various boards and bureaus.

THE OFFICE OF PROFESSIONAL EXAMINATION SERVICES (OPES) provides psychometric consulting services for the management of occupational licensure examination programs. OPES' services include occupational analysis, item writing, examination development, standard setting, program evaluation, and statistical analysis of examination performance. OPES follows accepted professional guidelines and technical standards to ensure that licensing examinations are valid, job-related, and legally defensible. In addition to servicing 40–50 intra-agency contracts with DCA boards, bureaus, and committees, OPES also oversees the master contract for examination administration at computer-based testing centers throughout the state.

SOLID TRAINING AND PLANNING SOLUTIONS supports the development of all DCA employees through the design, delivery, evaluation, and administration of training and education programs. Its mission is to develop and manage a centralized program for training, education, and human resources development that ensures a skilled workforce that can meet DCA's strategic objectives. Two major programs administered by SOLID are the Leadership Academy, which trains DCA's managers and supervisors in the skills, processes, and tools necessary to effectively lead, and the Enforcement Academy, which trains DCA enforcement staff in all areas of intake, investigation, inspection, and disciplinary processes and activities. In addition, SOLID offers strategic planning assistance and process improvement workshops.

DCA Leadership



DEAN R. GRAFILO, Director

Dean R. Grafilo was appointed Director at the Department of Consumer Affairs on February 22, 2017. With the Department's executive team, he leads the 39 regulatory entities and other divisions within DCA. Prior to his appointment, Grafilo was Chief of Staff in the office of state Assembly Member Rob Bonta since 2012. He was Associate Director of Government Relations at the California Medical Association from 2009 to 2012, Chief of Staff in the office of Assembly Member Warren T. Furutani from 2008 to 2009, and a senior legislative assistant in the office of Assembly Member Alberto Torrico from 2004 to 2008. Grafilo was an organizer representative at Service Employees International Union Local 925 from 2003 to 2004, and a political intern at the M.L. King County Labor Council in Seattle in 2002. Starting in 1996 through 2001, he was a field representative and organizer at International Longshore and Warehouse Union Local 142 in Hawai'i. Grafilo earned a Master of Public Administration degree from the University of Washington.



CHRISTOPHER SHULTZ, Chief Deputy Director

Christopher Shultz was appointed in October 2017. Shultz was Deputy Commissioner of Community Programs and Policy Initiatives at the California Department of Insurance from 2011 to 2017. He was legislative director in the Office of California State Assembly Member Dave Jones from 2009 to 2010, where he served as chief of staff from 2004 to 2006. Shultz was public affairs director at the Ulum Group from 2006 to 2009, director of California State Senator Dede Alpert's Capitol Office from 2002 to 2004 and legislative aide in the Office of California State Assembly Member Ted Lempert from 1996 to 1999. He was a technology policy coordinator in the Office of the Secretary for Education from 2001 to 2002 and manager of state government affairs at the American Electronics Association from 1999 to 2000. Shultz completed the Leadership for Government Executive Certificate Program at California State University, Sacramento, in 2013, and earned his Bachelor of Arts Degree from the University of the Pacific in 1995.



RYAN MARCROFT, Deputy Director, Legal Affairs Division

Ryan Marcroft was appointed in July 2017 as Deputy Director of the Legal Affairs Division. He previously served as DCA's Assistant Chief Council since 2016. Prior to his appointment, Marcroft was a Deputy Attorney General at the California Department of Justice, Office of the Attorney General, since 2010. He was a deputy legal affairs secretary in the Governor's Office from 2006 to 2010, and a staff attorney at the Institute for Administrative Justice, California Parole Advocacy Program, from 2004 to 2006. He earned a Juris Doctor degree from the University of the Pacific, McGeorge School of Law.



GRACE ARUPO RODRIGUEZ, Assistant Deputy Director, Legal Affairs Division

Grace Arupo Rodriguez was appointed in July 2017. Prior to her appointment at DCA, Arupo Rodriguez served as Deputy Director of Legal Affairs in the Governor's Office of Business and Economic Development from 2013 to 2017, and as senior deputy city attorney in the Sacramento City Attorney's Office from 2012 to 2013. She was corporate counsel at the California Independent System Operator Corporation from 2007 to 2012, a business associate at Downey Brand LLP from 2002 to 2006, and a summer associate at Wilke Fleury Hoffelt Gould and Birney LLP in 2000. Arupo Rodriguez was president of the Asian Pacific Bar Association of Sacramento from 2011 to 2012. She earned a Juris Doctor degree from the University of California, Davis, School of Law.



CHRISTOPHER CASTRILLO, Deputy Director, Board and Bureau Services

Christopher Castrillo was appointed in October 2017. Castrillo was a legislative advocate at Shaw/Yoder/Antwih Inc. from 2014 to 2017, where he was a legislative aide from 2013 to 2014. He was a field director for Dr. Richard Pan for Senate in 2014, a lead organizer at Groundworks Campaigns in 2012, and a legislative assistant at Lehman, Levi, Pappas and Sadler in 2010. Castrillo earned Bachelor of Arts Degrees in Planning, Public Policy and Management as well as Political Science, from the University of Oregon in 2009.



ADAM QUIÑONEZ, Deputy Director, Legislation and Regulatory Review

Adam Quiñonez was appointed in July 2016. Prior to his appointment, Quiñonez served as DCA's Assistant Deputy Director of Legislative and Regulatory Review beginning in May 2015. He served as a legislative manager at the California Employment Development Department. Before that, Quiñonez was a research analyst at the California Workforce Investment Board from 2010 to 2012, and he also served there as an associate governmental program analyst from 2009 to 2010 and as a staff services analyst from 2007 to 2009.



VERONICA HARMS, Deputy Director, Communications Division

Veronica Harms was appointed in February 2016. As Deputy Director of Communications, Harms oversees the offices of Public Affairs, Publications, Design and Editing, and Digital Print Services. Prior to her appointment, she worked at the State Senate Democratic Caucus, where she served as a consultant and media specialist since 2012. Harms held multiple positions at Ogilvy Public Relations from 2007 to 2012, including senior account executive and account supervisor. She held multiple positions at KCRA-TV from 2004 to 2007, including national sales assistant, local sales assistant, and account executive, and was a local sales assistant at KOVR-TV in 2003. Harms earned a Bachelor of Arts degree in Communications from the University of California, Davis, and Master of Business Administration degree from California State University, Sacramento.



NATALIE DANIEL, *Deputy Director, Administrative Services*

Natalie Daniel was appointed in October 2017. Daniel was fiscal supervisor at the Judicial Council of California from 2015 to 2017. She served in several positions at the California Department of Finance from 2009 to 2015, including staff finance budget analyst for state operations and the Capital Outlay Unit. Daniel held several positions at the California State Water Resources Control Board from 2007 to 2009, including staff services manager and associate budget analyst. She was an associate governmental program analyst at the California Public Employees' Retirement System from 2005 to 2007 and served in several positions at the California Department of Justice from 2000 to 2005, including staff services analyst, associate budget analyst and associate governmental program analyst. Daniel earned a Master of Public Administration degree from the University of Southern California.



JASON PICCIONE, *Deputy Director, Office of Information Services*

Jason Piccione was appointed in November 2015. As Chief Information Officer, he oversees the Department's Office of Information Services (OIS) as well as sets direction for information technology and coordinates infrastructure and service delivery across the Department. Prior to his appointment, Piccione served as the Department's Chief Technology Officer. He has held various positions at the Bureau for Private Postsecondary Education and the Contractors State Licensing Board. Piccione has worked more than 15 years in public service. He obtained a Bachelor of Arts Degree from the University of California, Davis.



TRACY MONTEZ, *Chief, Division of Programs and Policy Review*

Tracy Montez was appointed in February 2016. As Chief of Division of Programs and Policy Review, Montez oversees a number of units within DCA, including the Office of Professional Examination Services (OPES) and the Consumer Information Center. Prior to her appointment, Montez served as the Branch Administrator for the District, School, and Innovation Branch in the Deputy Superintendent's Office within the California Department of Education. She has more than 20 years of experience providing assessment and regulatory expertise to city, state, and national organizations. Previously, she held the position of Chief at OPES and served as an independent consultant, contracting with several boards under DCA. Montez holds a Doctorate of Philosophy in Industrial and Organizational Psychology from Kansas State University.



DAVID M. CHRISS, *Chief, Division of Investigation*

David M. Chriss was appointed in January 2016. From 2012 to 2016, he had served as Deputy Chief for the Division of Investigation. With more than 27 years of investigative and managerial law enforcement experience, Chriss has held various law enforcement positions throughout his career, including deputy inspector general, senior for the Office of the Inspector General, supervising investigator, senior special investigator, and investigator. He also served as a police officer, police corporal, and police sergeant for the Lincoln Police Department. Chriss obtained a Bachelor of Arts Degree in Government and International Relations from California State University, Sacramento, and an Associate of Arts degree from Sierra College in Administration of Justice.

DCA-wide Legislation

AB 208 (EGGMAN, CHAPTER 778, STATUTES OF 2017) DEFERRED ENTRY OF JUDGMENT: PRETRIAL DIVERSION.

This bill changes the existing deferred entry of judgment program for controlled substance cases involving nonviolent defendants into a pretrial drug diversion program. Under the revised pretrial drug diversion program, a defendant would plead not guilty and receive 12 to 18 months to complete a court-approved rehabilitation program. This bill limits eligibility in the program to defendants who do not have any felony convictions within five preceding years. If the defendant did not meet the terms of the program, the court would terminate the program and reinstate the criminal proceedings.

AB 492 (GRAYSON, CHAPTER 293, STATUTES OF 2017) ADVERTISING AND SOLICITATIONS: GOVERNMENT DOCUMENTS

This bill requires businesses or individuals who charge a fee for requesting public documents on behalf of another to state specified information on the document that is used to request the records, including a disclosure that the document is an advertisement. In addition, this bill would prohibit solicitations containing deadlines or other language that implies the document is issued by a state or local government agency or requires action by the consumer. The Department was originally charged with enforcing these provisions, but this bill was amended to grant enforcement authority to the Attorney General, district attorney, or city attorney who may bring action against any person who does not conform to the requirements of this bill.

AB 1615 (GARCIA, CHAPTER 156, STATUTES OF 2017) GENDER DISCRIMINATION: CIVIL ACTIONS

This bill enacted the Small Business Gender Discrimination in Services Compliance Act (Act) requiring the Department of Consumer Affairs to develop pamphlets and informational materials for small businesses, as specified, explaining a business' rights and obligations under the Gender Tax Repeal Law, which prevents gender-based discrimination for goods or services that are similar or of like-kind.

SB 496 (CANNELLA, CHAPTER 8, STATUTES OF 2017) INDEMNITY: DESIGN PROFESSIONALS

This bill originally specified that the Governor may remove from office a member of any board appointed

by him or her for failure to attend board meetings. However, this bill was amended to address design professionals then enrolled and signed by the Governor on April 28, 2017. The board member provisions were moved to SB 715 (Newman).

SB 547 (HILL, CHAPTER 429, STATUTES OF 2017) PROFESSIONS AND VOCATIONS: WEIGHTS AND MEASURES

This bill makes numerous noncontroversial, substantive changes to the Board of Accountancy, Board of Barbering and Cosmetology, Board of Chiropractic Examiners, Board of Registered Nursing, Cemetery and Funeral Bureau, Board of Occupational Therapy, Board of Pharmacy, Board of Podiatric Medicine, Board of Psychology, Bureau of Security and Investigative Services, Bureau of Real Estate Appraisers, Bureau of Automotive Repair, and Veterinary Medical Board. This bill also requires the Department of Consumer Affairs to provide annual reports to the Legislature updating the status of Release 3 entities pursuing an information technology platform. Finally, this bill extends the sunset date from January 1, 2018, to January 1, 2022, for the California Council for Interior Design Certification and makes changes to the Weights and Measures Law under the Department of Food and Agriculture.

SB 673 (NEWMAN, CHAPTER 813, STATUTES OF 2017) PET LOVER'S SPECIALIZED LICENSE PLATES

This bill transfers administrative duties related to the Pet Lover's specialized license plate program from the Veterinary Medical Board to the Department of Food and Agriculture. Specifically, this bill provides the Department of Food and Agriculture the authority to appropriate funds to a nonprofit for distribution to qualifying veterinary clinics.

SB 800 (COMMITTEE ON BUSINESS, PROFESSIONS AND ECONOMIC DEVELOPMENT, CHAPTER 573, STATUTES OF 2017) PROFESSIONS AND VOCATIONS

This bill makes various minor, noncontroversial, non-substantive, and/or technical changes to provisions of the Business and Professions Code pertaining to the California Board of Accountancy; California Architects Board; Contractors State License Board; Cemetery Funeral Bureau; Bureau of Security and Investigative Services; Structural Pest Control Board; Clerks and Election Officials; California Board of Pharmacy; and Board of Behavioral Sciences.

Healing Arts Legislation

AB 40 (SANTIAGO, CHAPTER 607, STATUTES OF 2017) CURES DATABASE: HEALTH INFORMATION TECHNOLOGY SYSTEM

This bill requires the Department of Justice to provide healthcare practitioners and pharmacists with access to the controlled substance history of a patient, contained in the Controlled Substance Utilization Review and Evaluation System (CURES) database, either through an online portal maintained by the Department of Justice or an authorized health information technology system. This bill also defines a “health information technology system” and establishes criteria for accessing the CURES database.

AB 508 (SANTIAGO, CHAPTER 195, STATUTES OF 2017) HEALTH CARE PRACTITIONERS: STUDENT LOANS

This bill repeals existing law authorizing healing arts programs under the Department of Consumer Affairs to deny a license, or cite and fine a licensee, for defaulting on certain federal student loans.

AB 1188 (NAZARIAN, CHAPTER 557, STATUTES OF 2017) HEALTH PROFESSIONS DEVELOPMENT: LOAN REPAYMENT

This urgency bill increases the fee collected from psychologists, marriage and family therapists, and clinical social workers at the time of licensure renewal for deposit into the Mental Health Practitioner Education Fund (Fund) from \$10 to \$20. This bill also adds licensed professional clinical counselors and associate professional clinical counselors to the list of mental health providers that can apply for grants from the Fund, and establishes a \$20 fee for licensed professional clinical counselors at the time of licensure renewal for deposit into the Fund. The amendments contained in this bill go into effect on July 1, 2018.

AB 1706 (COMMITTEE ON BUSINESS AND PROFESSIONS, CHAPTER 454, STATUTES OF 2017) CHIROPRACTIC PRACTICE: SPEECH-LANGUAGE PATHOLOGY AND AUDIOLOGY AND HEARING AID DISPENSING: OCCUPATIONAL THERAPY: PHYSICAL THERAPY.

This bill extends the sunset date of the Board of Occupational Therapy, the Physical Therapy Board, and the Speech-Language Pathology and Audiology and Hearing Aid Dispensers Board to January 1, 2022, and allows the Legislature to conduct a review of the Board of Chiropractic Examiners.

SB 512 (HERNANDEZ, CHAPTER 428, STATUTES OF 2017) HEALTH CARE PRACTITIONERS: STEM CELL THERAPY

This bill requires health care practitioners that perform stem cell therapy not approved by the federal Food and Drug Administration to inform patients that the therapy is unapproved; requires the notice to be displayed in the office of the health care practitioner and given to patients before treatment; authorizes healing arts programs to issue a citation and fine for failure to notify patients; and requires the Medical Board to report violations.

SB 798 (HILL, CHAPTER 775, STATUTES OF 2017) HEALING ARTS: BOARDS

This bill extends the operation of the Medical Board of California (Medical Board) from January 1, 2018, to January 1, 2022, and make several substantive and technical changes to statute. This bill also extends the provision requiring legislative oversight of the Osteopathic Medical Board of California from January 1, 2018, to January 1, 2022, and make several changes to the practice of osteopathic medicine. This bill also bifurcates the Medical Board and Board of Podiatric Medicine.

Overview of Statistical Information

DCA's regulatory boards and bureaus protect the public by licensing, registering, certifying, or approving individuals or businesses in various professions. These entities also investigate complaints and discipline license holders who violate practice requirements.

In this *Annual Report*, each DCA entity notes its major accomplishments for the 2016–2017 fiscal year, and new laws or regulations from the 2016–2017 fiscal year extending through the 2017 calendar year. Tables that follow summarize the licensing and enforcement activities of each entity. Boards and bureaus vary in the data they report because they are governed by different laws. Therefore, not all categories of data apply to all programs. If a particular category does not apply, the table will indicate that.

Here is an overview of the information included.

STAFF

The number of civil service positions and the number of exempt positions approved in the state budget (including vacancies). Exempt employees are executive-level personnel (usually an executive officer or a bureau chief) appointed by the board, the DCA Director, or the Governor.

BOARD MEMBERSHIP

Boards are semiautonomous entities. Members of a board are usually split between people representing the profession and people representing the public. Board members are appointed by the Governor, the Senate Rules Committee, or the Speaker of the Assembly. The number of board members, who they represent, and who appoints them is set in state law. Membership on a DCA board is not a salaried position. Those who serve receive a small stipend and travel expenses to attend meetings.

BUREAU ADVISORY COMMITTEE MEMBERSHIP

Bureaus, committees, programs, and commissions are under the direct control of DCA, but may have an advisory committee made up of professionals and public members.

STRATEGIC PLAN

Each DCA entity is expected to have its own strategic plan that outlines its mission, vision, and goals.

LICENSES

The total number of licenses, permits, certificates, and approvals granted by each entity during the fiscal year. Totals for each type of license or permit can be found in the Summary of Licensing Activity.

FEES

List of most associated fees.

SUMMARY OF LICENSING ACTIVITY

INITIAL LICENSES/CERTIFICATES/PERMITS

The number of initial applications, the number of licenses issued, and the number of licenses renewed.

RENEWAL AND CONTINUING EDUCATION

How often a license must be renewed and how many hours of continuing education, if any, are required for renewal.

EXAMINATION RESULTS

The number of candidates who passed or failed an exam for licensure.

SUMMARY OF ENFORCEMENT ACTIVITY

CONSUMER COMPLAINTS—INTAKE

These include complaints from the public, government, law enforcement, licensed professional groups, internal, others, or anonymous. A complaint is defined as, “an allegation or inquiry from any source indicating a probable violation of any law, rule, or order of any regulatory agency, including violations of the Business and Professions Code relating to businesses and professions licensed by any agency of the Department of Consumer Affairs.”

CONVICTION/ARREST NOTIFICATION COMPLAINTS

Convictions, applicant-reported convictions, or subsequent arrests are listed. “Pending” includes all conviction/arrest notification complaints pending at the end of the fiscal year regardless of the date the complaint was received.

INSPECTIONS (IF APPLICABLE)

The total number of enforcement inspections conducted during the fiscal year. The total includes initial, routine, complaint-driven, and follow-up inspections and the number of citations issued as a result of an inspection.

INVESTIGATIONS

An investigation is defined as the collection and verification of facts to determine jurisdiction and potential violations of law. Investigations begin as soon as they are assigned. The number reported includes desk investigations and field investigations.

NUMBER OF DAYS TO COMPLETE INTAKE AND INVESTIGATIONS

The timeline begins from the date the complaint was received to the date the investigation was closed, plus the average number of days to complete intake and investigation.

CITATIONS AND FINES

These numbers show citations issued with or without an administrative fine, and citations withdrawn or dismissed. The average refers to the average number of days from the date the complaint was received to the date a citation was issued.

TOTAL AMOUNT OF FINES

Amount assessed, reduced, and collected.

CRIMINAL/CIVIL ACTIONS

These are referrals to or filings by a district attorney or city attorney for criminal or civil action. These may include misdemeanor citations. A referral may be made both to the district attorney and the Office of the Attorney General and will be reflected in both categories.

OFFICE OF THE ATTORNEY GENERAL/DISCIPLINARY ACTIONS

Complaints and investigations in which the evidence and facts have substantiated a violation of the law are referred to the Attorney General for disciplinary action. Outcomes of disciplinary action may affect the status of a professional’s license.

NUMBER OF DAYS TO COMPLETE ATTORNEY GENERAL (AG) CASES

This table refers to the number of closed cases in the previous table. The timeline covers the date the complaint was received to the date the order became effective.

FORMAL ACTIONS FILED/WITHDRAWN/DISMISSED

All actions filed, withdrawn, or dismissed during the year.

ADMINISTRATIVE OUTCOMES/FINAL ORDERS

Disciplinary action taken in the cases closed by the Attorney General.

PETITION FOR MODIFICATION OR TERMINATION OF PROBATION

Outcome of petitions by licensees to reduce terms and conditions of probation or to terminate probation early.

PETITION FOR REINSTATEMENT OF REVOKED LICENSE/REGISTRATION/CERTIFICATION

The outcome of those requests.

COST RECOVERY TO DCA

Total dollar amount of administrative costs ordered repaid to DCA. Costs ordered may never be received.

CONSUMER RESTITUTION TO CONSUMERS/ REFUNDS/SAVINGS (IF APPLICABLE)

The total of court-ordered restitution to consumers as a result of mediation efforts. In some instances, services were performed without charge to the consumer, a consumer’s bill was reduced, or a product was returned or exchanged.

CALIFORNIA BOARD OF ACCOUNTANCY

Accountancy

Licenses and regulates accountants and accountancy firms.

STAFF:

97.5 civil servant positions
2 exempt

LICENSEES:

102,882

BOARD MEMBERSHIP:

8 public representatives
7 licensees

BOARD STAFF:

Executive Officer:

Patti Bowers

patti.bowers@cba.ca.gov

Assistant Executive Officer:

Deanne Pearce

deanne.pearce@cba.ca.gov

Legislative Contact:

Nooshin Movassaghi

nooshin.movassaghi@cba.ca.gov

STRATEGIC PLAN ADOPTED:

2015

www.dca.ca.gov/cba



LAWS AND REGULATIONS:

Business and Professions Code §§ 5000 – 5158

Title 16, Division 1, California Code of Regulations §§ 1 – 99.1

SUNSET REVIEW:

Last Review: 2015

Next Review: 2019

BOARD MEMBERS:

Name	Appointment Expires	Appointment Type	Appointment Authority
ALICIA BERHOW (PRESIDENT)	JANUARY 1, 2019	PUBLIC	SPEAKER OF THE ASSEMBLY
JOSE A. CAMPOS, CPA	NOVEMBER 26, 2019	PROFESSIONAL	GOVERNOR
GEORGE FAMALET, CPA	JANUARY 1, 2019	PROFESSIONAL	GOVERNOR
KARRIANN FARRELL HINDS, ESQ.	JANUARY 1, 2019	PUBLIC	GOVERNOR
DAN JACOBSON, ESQ.	JANUARY 1, 2021	PUBLIC	SPEAKER OF THE ASSEMBLY
XOCHITL A. LEÓN	JANUARY 1, 2019	PUBLIC	SENATE RULES COMMITTEE
LUZ MOLINA LOPEZ	NOVEMBER 26, 2020	PUBLIC	GOVERNOR
CAROLA A. NICHOLSON, CPA	JANUARY 1, 2020	PROFESSIONAL	GOVERNOR
JIAN OU-YANG, CPA	NOVEMBER 26, 2017	PROFESSIONAL	GOVERNOR
SUNNY YOUNGSUN PARK, ESQ.	JANUARY 1, 2020	PUBLIC	SENATE RULES COMMITTEE
DEIDRE ROBINSON	NOVEMBER 26, 2018	PUBLIC	GOVERNOR
KATRINA SALAZAR, CPA	NOVEMBER 26, 2019	PROFESSIONAL	GOVERNOR
MICHAEL M. SAVOY, CPA (VICE PRESIDENT)	NOVEMBER 26, 2018	PROFESSIONAL	GOVERNOR
MARK J. SILVERMAN, ESQ. (SECRETARY/TREASURER)	JANUARY 1, 2018	PUBLIC	GOVERNOR
KATHLEEN K. WRIGHT, J.D., CPA, LLM, MBA	NOVEMBER 26, 2017	PROFESSIONAL	GOVERNOR

RECIPROCITY

Pursuant to Business and Professions Code §§ 5096 – 5096.21, certified public accountants licensed in jurisdictions recognized by the Board as having “substantially equivalent” licensure standards may practice in California under the Board’s “practice privilege” criteria without prior authorization from the Board as long as the individual meets certain requirements. All practice privilege holders must self-report any change in conditions that can be disqualifying.

ACCOMPLISHMENTS

- Took action on 94 disciplinary matters, which represents a 15 percent increase over the prior fiscal year and a 49 percent increase over the 2014–15 fiscal year.
- Developed two new handbooks, one for licensees and one for applicants regarding the enforcement process. These newly developed handbooks provide licensees and applicants with an understanding of what to expect regarding the CBA’s enforcement process and cover topics such as: processing complaints, conducting investigations, taking enforcement or formal disciplinary action, and probation.
- On January 1, 2017, the Ethics Study educational requirement changed to include a specified three semester units or four quarter units to courses devoted to Accounting Ethics or Accountants’ Professional Responsibilities. Leading up to the effective date, the Board experienced a 70 percent increase in applications over the prior monthly averages, and managed to effectively reallocate resources to successfully process the applications in a timely manner.
- Relocated the Board office to operate more efficiently and conduct public meetings in an on-site conference room. The new facility allows all divisions to operate out of one location. In addition, the move improves operational activities, interdepartment coordination, and consumer access to assist in ensuring the Board continues to meet its consumer protection mandate.

NEW LEGISLATION

**Extends through 2017*

- SB 547 (Hill, Chapter 429, Statutes of 2017) requires a written nondisclosure agreement to protect client information during a sale or merger of a licensee’s practice. This bill also permits the Board to adopt or amend regulations to remove or extend the inoperative date of regulations relating to practice privileges.
- SB 800 (Committee on Business, Professions and Economic Development, Chapter 573, Statutes of 2017) corrects naming inaccuracies of two organizations to which a foreign credential evaluation services provider must belong.

LICENSE REQUIREMENTS

License Requirements	Y/N?
DEGREE/PROFESSIONAL SCHOOLING	Y
QUALIFYING EXPERIENCE (MAY INCLUDE EDUCATION)	Y
EXAMINATION	Y
CONTINUING EDUCATION/COMPETENCY	Y
FINGERPRINT REQUIREMENT	Y

Business and Professions Code §§ 5080–5095.

FEES*

License Type/Fee Type	Actual Fee	Statutory Limit
UNIFORM CPA EXAMINATION APPLICATION FEE	\$100	\$600
NATIONAL ASSOCIATION OF STATE BOARDS OF ACCOUNTANCY UNIFORM CPA EXAMINATION FEE (NASBA)	\$833.60	SET BY NASBA
APPLICATION FEE FOR CPA INITIAL LICENSURE	\$250	\$250
CPA CERTIFICATE ISSUANCE FEE	\$120	\$250
TOTAL INITIAL LICENSE FEES	\$1,303.60	N/A
BIENNIAL RENEWAL FEE	\$120	\$120
CPA APPLICATION FEE TO REQUEST RETIRED STATUS	\$75	\$250
ACCOUNTANCY FIRM: APPLICATION FOR REGISTRATION AS A PARTNERSHIP OR CORPORATION	\$150	\$250
ACCOUNTANCY FIRM: BIENNIAL RENEWAL	\$120	\$250

*Additional fees may be required per Business and Professions Code § 5134.

Summary of Licensing Activity

Initial Licenses/Certificates/Permits			
TYPE	APPS RECEIVED	ISSUED	RENEWED
INDIVIDUAL	3,817	3,339	42,997
PUBLIC ACCOUNTANT	0	0	11
CORPORATION	271	202	1,781
PARTNERSHIP	91	70	585
FICTITIOUS NAME PERMIT	111	76	160

Licensing Population by Type			
TYPE	CERTIFICATES/ PERMITS	LICENSES/ REGISTRATIONS	APPROVALS
INDIVIDUAL	N/A	96,754	N/A
PUBLIC ACCOUNTANT	N/A	45	N/A
CORPORATION	N/A	4,536	N/A
PARTNERSHIP	N/A	1,547	N/A
FICTITIOUS NAME PERMIT	2,158	N/A	N/A

Renewal and Continuing Education (CE)		
TYPE	FREQUENCY OF RENEWAL	NUMBER CE HOURS REQUIRED EACH CYCLE
CPA - INDIVIDUAL	EVERY 2 YEARS	80
PA - PUBLIC ACCOUNTANT	EVERY 2 YEARS	80
CPA - CORPORATION	EVERY 2 YEARS	N/A
CPA - PARTNERSHIP	EVERY 2 YEARS	N/A
CPA - FICTITIOUS NAME PERMIT	EVERY 5 YEARS	N/A

Exams Results			
EXAM TITLE	PASS	FAIL	TOTAL
UNIFORM CERTIFIED PUBLIC ACCOUNTANT EXAMINATION*	NOT AVAILABLE	NOT AVAILABLE	NOT AVAILABLE

*This number represents the total number of candidates who passed their final section of the Uniform CPA Examination (CPA Exam). The CPA Exam consists of four sections—Auditing and Attestation, Business Environment and Concepts, Financial Accounting and Reporting, and Regulation. The CPA Exam is computerized and candidates sit for each section individually. Once a candidate successfully completes one section of the CPA Exam, the candidate must pass the remaining sections of the CPA Exam within 18 months to pass the CPA Exam.

Due to the release of the new version of the CPA exam and the delayed release of score, the Board is currently unable to provide the total number of candidates who have passed or failed the CPA Exam for FY 2016–17.

Summary of Enforcement Activity

Consumer Complaints—Intake	
2,133	RECEIVED
287	CLOSED WITHOUT REFERRAL FOR INVESTIGATION
1,853	REFERRED FOR INVESTIGATION
0	PENDING

Conviction/Arrest Notification Complaints	
375	RECEIVED
387	CLOSED/REFERRED FOR INVESTIGATION
0	PENDING

Inspections	
N/A	

Investigations	
2,185	OPENED
2,222	CLOSED
1,073	PENDING

Number of Days to Complete Intake and Investigations	
1,191	UP TO 90 DAYS
448	91 TO 180 DAYS
213	181 DAYS TO 1 YEAR
242	1 TO 2 YEARS
99	2 TO 3 YEARS
29	OVER 3 YEARS
965	AVERAGE NUMBER OF DAYS TO COMPLETE INTAKE AND INVESTIGATIONS

Citations and Fines	
156	ISSUED
156	ISSUED WITH A FINE
85	WITHDRAWN
0	DISMISSED
160	AVERAGE NUMBER OF DAYS TO ISSUE A CITATION AND FINE

Total Amount of Fines	
\$55,650.00	ASSESSED
\$0	REDUCED
\$25,787.00	COLLECTED

Criminal/Civil Actions	
0	REFERRALS FOR CRIMINAL/CIVIL ACTION
0	CRIMINAL ACTIONS FILED
0	CIVIL ACTIONS FILED

Office of the Attorney General/Disciplinary Actions	
83	CASES OPENED/INITIATED
94	CASES CLOSED
92	CASES PENDING

Number of Days to Complete AG Cases	
8	1 YEAR
28	1 TO 2 YEARS
17	2 TO 3 YEARS
41	OVER 3 YEARS
965	AVERAGE NUMBER OF DAYS TO IMPOSE DISCIPLINE

Formal Actions Filed/Withdrawn/Dismissed	
1	STATEMENTS OF ISSUES FILED
98	ACCUSATIONS FILED
0	RESTRAINING/RESTRICTION/SUSPENSION ORDERS GRANTED
2	STATEMENTS OF ISSUES WITHDRAWN/DISMISSED
4	ACCUSATIONS WITHDRAWN/DISMISSED

Administrative Outcomes/Final Orders	
2	LICENSE APPLICATIONS DENIED
17	REVOCAION
17	SURRENDER OF LICENSE
13	PROBATION WITH SUSPENSION
0	SUSPENSION ONLY
56	PROBATION ONLY
0	PUBLIC REPRIMAND
1	OTHER DECISIONS

Petition for Modification or Termination of Probation	
1	GRANTED
1	DENIED
2	TOTAL

Petition for Reinstatement of Revoked License/Registration/Certification	
2	GRANTED
2	DENIED
4	TOTAL

Cost Recovery to DCA	
\$395,585	ORDERED
\$324,987	COLLECTED

Restitution to Consumers/Refunds/Savings	
\$0	RESTITUTION ORDERED
\$0	AMOUNT REFUNDED
\$0	REWORK AT NO CHARGE
\$0	ADJUSTMENTS/RETURNS/EXCHANGES
\$0	TOTAL SAVINGS ACHIEVED FOR CONSUMERS

Receipt of Complaint to Assignment to Investigator	
2	AVERAGE NUMBER OF DAYS

Investigations: Opening to Closing of Case	
184	AVERAGE NUMBER OF DAYS

Investigations: Closure of Investigation to Imposing Formal Discipline	
473	AVERAGE NUMBER OF DAYS

CALIFORNIA ACUPUNCTURE BOARD

Acupuncture

Licenses and regulates acupuncturists and acupuncture schools.

STAFF:

10.5 civil servant positions
1 exempt

LICENSEES:

11,999

BOARD MEMBERSHIP:

4 public representatives
3 licensees

BOARD STAFF:

Executive Officer:
Ben Bodea
ben.bodea@dca.ca.gov

Legislative Contacts:
Ben Bodea
ben.bodea@dca.ca.gov
Marc Johnson
marc.johnson@dca.ca.gov

STRATEGIC PLAN ADOPTED:

2013

www.acupuncture.ca.gov

LAWS AND REGULATIONS:

Business and Professions Code §§ 4925 – 4979

Title 16, Division 13.7, California Code of Regulations §§ 1399.400 – 1399.489.2

SUNSET REVIEW:

Last Review: 2016 Next Review: 2018

BOARD MEMBERS:

Name	Appointment Expires	Appointment Type	Appointment Authority
KITMAN CHAN (VICE PRESIDENT)	JUNE 1, 2021	PUBLIC	GOVERNOR
FRANCISCO HSIEH	JUNE 1, 2017	PUBLIC	SPEAKER OF THE ASSEMBLY
JEANNIE KANG	JUNE 1, 2021	PROFESSIONAL	GOVERNOR
AMY MATECKI (PRESIDENT)	JUNE 1, 2021	PROFESSIONAL	GOVERNOR
RUBEN OSORIO	JUNE 1, 2021	PUBLIC	SENATE RULES COMMITTEE
VACANT		PROFESSIONAL	GOVERNOR
JOHN HARABEDIAN	JUNE 1, 2021	PUBLIC	GOVERNOR

RECIPROCITY

None.

ACCOMPLISHMENTS

- Completed the audit of the National Certification Commission for Acupuncture and Oriental Medicine (NCCAOM) in fall 2015. The Board reviewed the audit of the NCCAOM exams (spanning two Board meetings) February 26, 2016 and June 10, 2016. After extensive Board discussion and public comment, the Board approved utilization of the NCCAOM exams as part of the licensing requirements, along with a California supplemental exam, pending the Office of Professional Examination Services (OPES) review of NCCAOM's 2016–17 Job-Task Analysis. The Board notified the Legislature of its recommendation on July 8, 2016, with a recommended implementation date no earlier than January 1, 2019.
- Meeting or exceeding its performance measure targets in the areas of complaint intake, investigations, probation intake, and probation violation response time. For example, the Board reduced the average cycle time for investigations resulting in no discipline from 235 days in FY 2015–16 to 157 days in FY 2016–17, thus outperforming its 200-day measure target.
- Continued its goal of providing outreach to licensees, stakeholders, and the general public. It held 10 Board meetings in 2016, including six full Board meetings and four committee meetings, and hosted several informational presentations at its Board meetings delivered by representatives from DCA, including the Office of Professional Examination Services, Legal Affairs, the Division of Investigation, and the Budget Office. The Board also engaged in further outreach to connect with all stakeholders by communicating and updating its list of professional acupuncture associations on its website (www.acupuncture.ca.gov), holding Board meetings at approved acupuncture training programs statewide to offer students an opportunity to view and participate in the process, and attending community events to educate the public on its functions.

- Streamlined processing for continuing education (CE) citations and CE audits from initial review to Enforcement referral. The process and considerations for assessing fines and order of abatements were updated. With the streamline in processes, Enforcement completed all reviews of the CE audits referred from Education and completed all citations as a result.
- Completed 16 full clinical curriculum reviews as part of the comprehensive approved acupuncture training program compliance review process and approved two new acupuncture training programs.
- All out-of-state licensees and applicants for licensure have been entered into the National Practitioner Database (NPDB) system, thus increasing public protection.

NEW LEGISLATION

**Extends through 2017*

None.

LICENSE REQUIREMENTS

License Requirements	Y/N?
DEGREE/PROFESSIONAL SCHOOLING	Y
QUALIFYING EXPERIENCE (MAY INCLUDE EDUCATION)	Y
EXAMINATION	Y
CONTINUING EDUCATION/COMPETENCY	Y
FINGERPRINT REQUIREMENT	Y

Business and Professions Code §§ 4935–4971.

FEES*

License Type/Fee Type	Actual Fee	Statutory Limit
APPLICATION FEE	\$75	\$75
EXAMINATION FEE	\$550	ACTUAL COST TO BOARD
INITIAL LICENSURE FEE	\$325 (PRORATED)	\$325
TOTAL INITIAL LICENSE FEES	\$625–\$950	N/A
BIENNIAL RENEWAL FEE	\$325	\$325

*Additional fees may be required per Business and Professions Code §§ 4970.

Summary of Licensing Activity

Initial Licenses/Certificates/Permits			
TYPE	APPS RECEIVED	ISSUED	RENEWED
ACUPUNCTURE LICENSE	535	534	5806

Licensing Population by Type			
TYPE	CERTIFICATES/ PERMITS	LICENSES/ REGISTRATIONS	APPROVALS
ACUPUNCTURE LICENSE	N/A	11,999	N/A
ACUPUNCTURE SCHOOLS	N/A	N/A	33

Renewal and Continuing Education (CE)		
TYPE	FREQUENCY OF RENEWAL	NUMBER CE HOURS REQUIRED EACH CYCLE
ACUPUNCTURE LICENSE	EVERY 2 YEARS	50

Exams Results			
EXAM TITLE	PASS	FAIL	TOTAL
CALE	527	368	895

Summary of Enforcement Activity

Consumer Complaints—Intake	
211	RECEIVED
8	CLOSED WITHOUT REFERRAL FOR INVESTIGATION
189	REFERRED FOR INVESTIGATION
15	PENDING

Conviction/Arrest Notification Complaints	
80	RECEIVED
78	CLOSED/REFERRED FOR INVESTIGATION
3	PENDING

Inspections	
N/A	

Investigations	
266	OPENED
339	CLOSED
131	PENDING

Number of Days to Complete Intake and Investigations	
176	UP TO 90 DAYS
72	91 TO 180 DAYS
50	181 DAYS TO 1 YEAR
32	1 TO 2 YEARS
6	2 TO 3 YEARS
3	OVER 3 YEARS
159	AVERAGE NUMBER OF DAYS TO COMPLETE INTAKE AND INVESTIGATIONS

Citations and Fines	
98	ISSUED
98	ISSUED WITH A FINE
4	WITHDRAWN
13	DISMISSED
150	AVERAGE NUMBER OF DAYS TO ISSUE A CITATION AND FINE

Total Amount of Fines	
\$61,790	ASSESSED
\$8,300	REDUCED
\$45,520	COLLECTED

Criminal/Civil Actions	
5	REFERRALS FOR CRIMINAL/CIVIL ACTION
3	CRIMINAL ACTIONS FILED
0	CIVIL ACTIONS FILED

Office of the Attorney General/Disciplinary Actions	
17	CASES OPENED/INITIATED
19	CASES CLOSED
16	CASES PENDING

Number of Days to Complete AG Cases	
0	1 YEAR
8	1 TO 2 YEARS
8	2 TO 3 YEARS
3	OVER 3 YEARS
774	AVERAGE NUMBER OF DAYS TO IMPOSE DISCIPLINE

Formal Actions Filed/Withdrawn/Dismissed	
1	STATEMENTS OF ISSUES FILED
12	ACCUSATIONS FILED
3	RESTRAINING/RESTRICTION/SUSPENSION ORDERS GRANTED
1	STATEMENTS OF ISSUES WITHDRAWN/DISMISSED
1	ACCUSATIONS WITHDRAWN/DISMISSED

Administrative Outcomes/Final Orders	
1	LICENSE APPLICATIONS DENIED
0	REVOCAION
5	SURRENDER OF LICENSE
0	PROBATION WITH SUSPENSION
0	SUSPENSION ONLY
13	PROBATION ONLY
1	PUBLIC REPRIMAND
0	OTHER DECISIONS

Petition for Modification or Termination of Probation	
0	GRANTED
0	DENIED
0	TOTAL

Petition for Reinstatement of Revoked License/Registration/Certification	
1	GRANTED
0	DENIED
1	TOTAL

Cost Recovery to DCA	
\$94,552.65	ORDERED
\$101,800.59	COLLECTED

Restitution to Consumers/Refunds/Savings	
0	RESTITUTION ORDERED
0	AMOUNT REFUNDED
0	REWORK AT NO CHARGE
0	ADJUSTMENTS/RETURNS/EXCHANGES
0	TOTAL SAVINGS ACHIEVED FOR CONSUMERS

Receipt of Complaint to Assignment to Investigator	
4	AVERAGE NUMBER OF DAYS

Investigations: Opening to Closing of Case	
159	AVERAGE NUMBER OF DAYS

Investigations: Closure of Investigation to Imposing Formal Discipline	
N/A	AVERAGE NUMBER OF DAYS

ARBITRATION CERTIFICATION PROGRAM

Arbitration Certification

Certifies and monitors third-party arbitration programs of participating automobile manufacturers to ensure they comply with California law on new vehicle warranties and state-certified arbitration programs.

STAFF:

8 civil servant positions

CERTIFICATES:

25

PROGRAM STAFF:

Chief:

Sherrie Moffet-Bell

sherrie.moffet-bell@dca.ca.gov

Deputy Chief:

Jose Escobar

joese.escobar@dca.ca.gov

Legislative Contact:

Sherrie Moffet-Bell

sherrie.moffet-bell@dca.ca.gov

STRATEGIC PLAN ADOPTED:

2014

www.dca.ca.gov/acp

www.lemonlaw.ca.gov

LAWS AND REGULATIONS:

Business and Professions Code §§ 472 – 472.5

Commercial Code §§ 2101 – 2801

Health and Safety Code §§ 43204 – 43205.5

Civil Code §§ 1790 – 1795.93

Vehicle Code §§ 11700 – 11909

California Code of Regulations Title 16, Division 33.1, §§ 3396.1 – 3399.6

SUNSET REVIEW:

The Arbitration Certification Program is not subject to sunset review because it is neither a board nor a bureau.

ADVISORY COMMITTEE:

None.

**RECIPROCITY**

None.

ACCOMPLISHMENTS

- Modernized ACP's website by creating a well-organized and functional "Frequently Asked Questions" page.
- Increased ACP's visibility and education/outreach efforts by partnering with the Department of Motor Vehicles to display Lemon Law posters at all DMV field offices.

- Approved the joint certification of Hyundai's luxury brand vehicle, Genesis, and its selected arbitration program, the BBB AUTO LINE.
- Successfully facilitated the return of \$5.7 million to consumers in the form of refunds, replacement vehicles, extended service contracts, and repairs awarded by state-certified arbitration programs.

NEW LEGISLATION

**Extends through 2017*

None.

ARBITRATION CERTIFICATION PROGRAM

LICENSE REQUIREMENTS

License Requirements	Y/N?
DEGREE/PROFESSIONAL SCHOOLING	N/A
QUALIFYING EXPERIENCE (MAY INCLUDE EDUCATION)	N/A
EXAMINATION	N/A
CONTINUING EDUCATION/COMPETENCY	N/A
FINGERPRINT REQUIREMENT	N/A

FEES*

License Type/Fee Type	Actual Fee	Statutory Limit
AUTOMOBILE MANUFACTURER	\$1	\$1 PER VEHICLE SOLD IN CALIFORNIA

*The Arbitration Certification Program’s operating expenses are generated by a fee of up to \$1 for each motor vehicle sold or leased by manufacturers in California. These fees are collected by the New Motor Vehicle Board within the Department of Motor Vehicles, and deposited into the Certification Account.

Summary of Licensing Activity

Initial Licenses/Certificates/Permits			
TYPE	APPS RECEIVED	ISSUED	RENEWED
CERTIFICATION OF ARBITRATION	1	0	N/A

Licensing Population by Type			
TYPE	CERTIFICATES/ PERMITS	LICENSES/ REGISTRATIONS	APPROVALS
CERTIFICATION OF ARBITRATION	25	N/A	N/A

Renewal and Continuing Education (CE)		
TYPE	FREQUENCY OF RENEWAL	NUMBER CE HOURS REQUIRED EACH CYCLE
N/A		

Exams Results			
EXAM TITLE	PASS	FAIL	TOTAL
N/A			

Summary of Enforcement Activity

Consumer Complaints—Intake	
76	RECEIVED
66	CLOSED WITHOUT REFERRAL FOR INVESTIGATION
10	REFERRED FOR INVESTIGATION
0	PENDING

Conviction/Arrest Notification Complaints	
N/A	RECEIVED
N/A	CLOSED/REFERRED FOR INVESTIGATION
N/A	PENDING

Inspections	
	7

Investigations	
N/A	OPENED
N/A	CLOSED
N/A	PENDING

Number of Days to Complete Intake and Investigations	
0	UP TO 90 DAYS
0	91 TO 180 DAYS
0	181 DAYS TO 1 YEAR
0	1 TO 2 YEARS
0	2 TO 3 YEARS
0	OVER 3 YEARS
0	AVERAGE NUMBER OF DAYS TO COMPLETE INTAKE AND INVESTIGATIONS

Citations and Fines	
N/A	ISSUED
N/A	ISSUED WITH A FINE
N/A	WITHDRAWN
N/A	DISMISSED
N/A	AVERAGE NUMBER OF DAYS TO ISSUE A CITATION AND FINE

Total Amount of Fines	
0	ASSESSED
0	REDUCED
0	COLLECTED

Criminal/Civil Actions	
N/A	REFERRALS FOR CRIMINAL/CIVIL ACTION
N/A	CRIMINAL ACTIONS FILED
N/A	CIVIL ACTIONS FILED

Office of the Attorney General/Disciplinary Actions	
N/A	CASES OPENED/INITIATED
N/A	CASES CLOSED
N/A	CASES PENDING

Number of Days to Complete AG Cases	
N/A	1 YEAR
N/A	1 TO 2 YEARS
N/A	2 TO 3 YEARS
N/A	OVER 3 YEARS
N/A	AVERAGE NUMBER OF DAYS TO IMPOSE DISCIPLINE

Formal Actions Filed/Withdrawn/Dismissed	
N/A	STATEMENTS OF ISSUES FILED
N/A	ACCUSATIONS FILED
N/A	RESTRAINING/RESTRICTION/SUSPENSION ORDERS GRANTED
N/A	STATEMENTS OF ISSUES WITHDRAWN/DISMISSED
N/A	ACCUSATIONS WITHDRAWN/DISMISSED

Administrative Outcomes/Final Orders	
N/A	LICENSE APPLICATIONS DENIED
N/A	REVOCAION
N/A	SURRENDER OF LICENSE
N/A	PROBATION WITH SUSPENSION
N/A	SUSPENSION ONLY
N/A	PROBATION ONLY
N/A	PUBLIC REPRIMAND
N/A	OTHER DECISIONS

Petition for Modification or Termination of Probation	
N/A	GRANTED
N/A	DENIED
N/A	TOTAL

Petition for Reinstatement of Revoked License/Registration/Certification	
N/A	GRANTED
N/A	DENIED
N/A	TOTAL

Cost Recovery to DCA	
0	ORDERED
0	COLLECTED

Restitution to Consumers/Refunds/Savings	
0	RESTITUTION ORDERED
0	AMOUNT REFUNDED
0	REWORK AT NO CHARGE
0	ADJUSTMENTS/RETURNS/EXCHANGES
0	TOTAL SAVINGS ACHIEVED FOR CONSUMERS

Receipt of Complaint to Assignment to Investigator	
N/A	AVERAGE NUMBER OF DAYS

Investigations: Opening to Closing of Case	
N/A	AVERAGE NUMBER OF DAYS

Investigations: Closure of Investigation to Imposing Formal Discipline	
N/A	AVERAGE NUMBER OF DAYS

CALIFORNIA ARCHITECTS BOARD

Architects

Licenses and regulates more than 20,000 architects responsible for designing billions of dollars' worth of structures throughout the state. The Board's regulation of the practice of architecture protects consumers of architectural services, as well as those who inhabit or use the designed structures.

STAFF:

23.9 civil servant positions
1 exempt

LICENSEES:

21,025

BOARD MEMBERSHIP:

5 public representatives
5 licensees

BOARD STAFF:

Executive Officer:
Douglas McCauley
doug.mccauley@dca.ca.gov


Assistant Executive Officer:
Vickie Mayer
vickie.mayer@dca.ca.gov

Legislative Contact:
Douglas McCauley
doug.mccauley@dca.ca.gov

STRATEGIC PLAN ADOPTED:

2017

www.cab.ca.gov



LAWS AND REGULATIONS:

Business and Professions Code §§ 5500 – 5610.7, §§ 5615 – 5683

Title 16, Division 2, California Code of Regulations §§ 100 – 160

Title 16, Division 26, California Code of Regulations §§ 2602 – 2680

SUNSET REVIEW:

Last Review: 2015 Next Review: 2019

BOARD MEMBERS:

Name	Appointment Expires	Appointment Type	Appointment Authority
JON BAKER	JUNE 30, 2017	PROFESSIONAL	GOVERNOR
DENISE CAMPOS	JUNE 30, 2018	PUBLIC	SENATE RULES COMMITTEE
TIAN FENG (SECRETARY)	JUNE 30, 2017	PROFESSIONAL	GOVERNOR
PASQUAL GUTIERREZ	JUNE 30, 2020	PROFESSIONAL	GOVERNOR
SYLVIA KWAN (VICE PRESIDENT)	JUNE 30, 2019	PROFESSIONAL	GOVERNOR
EBONY LEWIS	JUNE 30, 2019	PUBLIC	GOVERNOR
MATTHEW MCGUINNESS (PRESIDENT)	JUNE 30, 2020	PUBLIC	GOVERNOR
ROBERT PEARMAN JR.	JUNE 30, 2019	PUBLIC	SPEAKER OF THE ASSEMBLY
NILZA SERRANO	JUNE 30, 2020	PUBLIC	GOVERNOR
BARRY WILLIAMS	JUNE 30, 2018	PROFESSIONAL	GOVERNOR

RECIPROCITY

Pursuant to Title 16, California Code of Regulations, Division 2, § 121, applicants must hold a current and valid license in a qualifying jurisdiction, provide verification of eight years of combined education and work experience, meet the licensing requirements equivalent to those in California, and successfully complete the California Supplemental Examination (CSE). The Board has authority to grant eligibility for the CSE to architects meeting the requirements based on four categories of reciprocity candidacy: (1) architects licensed in another United States jurisdiction (pre-1966); (2) architects licensed in another United States jurisdiction (1966-present); (3) architects licensed in Canada with National Council of Architectural Registration Boards (NCARB) certification; and (4) architects licensed in the United Kingdom with NCARB certification.

The Board requires that, prior to licensure, new candidates complete a structured internship program developed by NCARB called the Intern Development Program (IDP). In order to be eligible for reciprocity, applicants must have either completed IDP or had three years of architectural practice as a licensed architect in another U.S. jurisdiction. There is a \$35 charge for the Board to review an application for eligibility to take the CSE and the CSE carries a \$100 charge.

ACCOMPLISHMENTS

- Supported the national effort to promote a path to licensure that integrates the experience and examination components of licensure into the degree programs. Sponsored legislation (which became operative on January 1, 2017) that authorizes it to grant students enrolled in an Integrated Path to Architectural Licensure (IPAL) program early eligibility for the Architect Registration Examination (ARE).
- The Board's 2015–16 Strategic Plan contained an objective assigned to the Regulatory and Enforcement Committee to pursue methods to obtain multiple collection mechanisms to secure unpaid citation penalties. Staff is currently in the process of securing a contract with a collection agency through the informal solicitation method [Government Code section 14838.5] to allow the Board to refer unpaid accounts more than 90 days old to a collection agency.
- Development of the California Supplemental Examination (CSE) based upon the new CSE Test Plan concluded with the launching on March 1, 2017, of the first corresponding examination administrations. The Intra-Agency Contract Agreement with the Office of Professional Examination Services for examination development for FY 2017–18 was approved on June 15, 2017.

NEW LEGISLATION

**Extends through 2017*

None.

LICENSE REQUIREMENTS

License Requirements	Y/N?
DEGREE/PROFESSIONAL SCHOOLING	Y
QUALIFYING EXPERIENCE (MAY INCLUDE EDUCATION)	Y
EXAMINATION	Y
CONTINUING EDUCATION/COMPETENCY	Y
FINGERPRINT REQUIREMENT	N

Business and Professions Code § 5552, § 5650.

FEES*

License Type/Fee Type	Actual Fee	Statutory Limit
ARCHITECTS		
APPLICATION FEE	\$100	\$100
EXAMINATION FEE	\$100	\$100
LICENSURE FEE	\$300	\$400
TOTAL INITIAL LICENSE FEES	\$500	\$600
BIENNIAL RENEWAL FEE	\$300	\$400
LANDSCAPE ARCHITECTS		
APPLICATION FEE (LARE ELIGIBILITY)	\$35	\$100
APPLICATION FEE (CSE)	\$35	\$100
EXAMINATION FEE	\$275	-
LICENSURE FEE	\$400	\$400
TOTAL INITIAL LICENSE FEES	\$745	N/A
BIENNIAL RENEWAL FEE	\$400	\$400

*Some additional fees may be required per Business & Professions Code § 5604, § 5681; Title 16, California Code of Regulations, Division 2, § 144, § 2649.

Summary of Licensing Activity

Initial Licenses/Certificates/Permits			
TYPE	APPS RECEIVED	ISSUED	RENEWED
ARCHITECT	702	698	8,246

Licensing Population by Type			
TYPE	CERTIFICATES/ PERMITS	LICENSES/ REGISTRATIONS	APPROVALS
ARCHITECT	0	21,025	0

Renewal and Continuing Education (CE)		
TYPE	FREQUENCY OF RENEWAL	NUMBER CE HOURS REQUIRED EACH CYCLE
ARCHITECT	BIENNIAL	5

Exams Results			
EXAM TITLE	PASS	FAIL	TOTAL
ARE 4.0			
BUILDING DESIGN & CONSTRUCTION SYSTEMS	449	330	779
BUILDING SYSTEMS	489	357	846
CONSTRUCTION DOCUMENTS & SERVICES	875	987	1,862
PROGRAMMING PLANNING & PRACTICE	825	872	1,697
SCHEMATIC DESIGN	400	134	534
SITE PLANNING & DESIGN	801	508	1,309
STRUCTURAL SYSTEMS	481	300	781
ARE 5.0			
CONSTRUCTION & EVALUATION	50	55	105
PRACTICE MANAGEMENT	89	126	215
PROGRAMMING & ANALYSIS	43	60	103
PROJECT DEVELOPMENT & DOCUMENTATION	122	160	282
PROJECT MANAGEMENT	72	65	137
PROJECT PLANNING & DESIGN	156	218	374
CALIFORNIA SUPPLEMENTAL EXAMINATION	621	377	998

Summary of Enforcement Activity

Consumer Complaints—Intake	
322	RECEIVED
0	CLOSED WITHOUT REFERRAL FOR INVESTIGATION
322	REFERRED FOR INVESTIGATION
0	PENDING

Conviction/Arrest Notification Complaints	
2	RECEIVED
2	CLOSED/REFERRED FOR INVESTIGATION
0	PENDING

Inspections	
N/A	

Investigations	
324	OPENED
291	CLOSED
115	PENDING

Number of Days to Complete Intake and Investigations

178	UP TO 90 DAYS
58	91 TO 180 DAYS
39	181 DAYS TO 1 YEAR
14	1 TO 2 YEARS
2	2 TO 3 YEARS
0	OVER 3 YEARS
110	AVERAGE NUMBER OF DAYS TO COMPLETE INTAKE AND INVESTIGATIONS

Citations and Fines

32	ISSUED
32	ISSUED WITH A FINE
1	WITHDRAWN
3	DISMISSED
416	AVERAGE NUMBER OF DAYS TO ISSUE A CITATION AND FINE

Total Amount of Fines

\$45,750	ASSESSED
\$3,000	REDUCED
\$27,567	COLLECTED

Criminal/Civil Actions

0	REFERRALS FOR CRIMINAL/CIVIL ACTION
0	CRIMINAL ACTIONS FILED
0	CIVIL ACTIONS FILED

Office of the Attorney General/Disciplinary Actions

2	CASES OPENED/INITIATED
4	CASES CLOSED
4	CASES PENDING

Number of Days to Complete AG Cases

0	1 YEAR
1	1 TO 2 YEARS
1	2 TO 3 YEARS
1	OVER 3 YEARS
1,155	AVERAGE NUMBER OF DAYS TO IMPOSE DISCIPLINE

Formal Actions Filed/Withdrawn/Dismissed

0	STATEMENTS OF ISSUES FILED
2	ACCUSATIONS FILED
0	RESTRAINING/RESTRICTION/SUSPENSION ORDERS GRANTED
0	STATEMENTS OF ISSUES WITHDRAWN/DISMISSED
0	ACCUSATIONS WITHDRAWN/DISMISSED

Administrative Outcomes/Final Orders

1	LICENSE APPLICATIONS DENIED
1	REVOCAION
0	SURRENDER OF LICENSE
1	PROBATION WITH SUSPENSION
0	SUSPENSION ONLY
0	PROBATION ONLY
1	PUBLIC REPRIMAND
0	OTHER DECISIONS

Petition for Modification or Termination of Probation

0	GRANTED
0	DENIED
0	TOTAL

Petition for Reinstatement of Revoked License/Registration/Certification

0	GRANTED
0	DENIED
0	TOTAL

Cost Recovery to DCA

\$13,244	ORDERED
\$11,958	COLLECTED

Restitution to Consumers/Refunds/Savings

\$0	RESTITUTION ORDERED
\$150	AMOUNT REFUNDED
\$1	REWORK AT NO CHARGE
\$1	ADJUSTMENTS/RETURNS/EXCHANGES
\$150	TOTAL SAVINGS ACHIEVED FOR CONSUMERS

Receipt of Complaint to Assignment to Investigator

1	AVERAGE NUMBER OF DAYS
----------	------------------------

Investigations: Opening to Closing of Case

110	AVERAGE NUMBER OF DAYS
------------	------------------------

Investigations: Closure of Investigation to Imposing Formal Discipline

517	AVERAGE NUMBER OF DAYS
------------	------------------------

Athletic Commission

Licenses and regulates boxing, kickboxing, and mixed martial arts by licensing all participants and supervising the events. Also administers the Professional Boxer's Pension Fund.

STAFF:

7 civil servant positions
1 exempt

LICENSEES:

3,595

COMMISSION MEMBERSHIP:

7 public representatives

COMMISSION STAFF:

Executive Officer:

Andy Foster
andy.foster@dca.ca.gov

Assistant Executive Officer:

Sophia Cornejo
sophia.cornejo@dca.ca.gov

Legislative Contact:

Andy Foster
andy.foster@dca.ca.gov

STRATEGIC PLAN ADOPTED:

2012

www.dca.ca.gov/csac



LAWS AND REGULATIONS:

Business and Profession Code §§ 18600 – 18887

Title 4, Division 2, California Code of Regulations §§ 201 – 829

SUNSET REVIEW:

Last Review: 2015 Next Review: 2019

COMMISSION MEMBERS:

Name	Appointment Expires	Appointment Type	Appointment Authority
LUIS AYALA	JANUARY 1, 2019	PUBLIC	SENATE RULES COMMITTEE
JOHN CARVELLI (PRESIDENT)	JANUARY 1, 2018	PUBLIC	GOVERNOR
JOHN FRIERSON	JANUARY 1, 2019	PUBLIC	SPEAKER OF THE ASSEMBLY
MARY LEHMAN (VICE PRESIDENT)	JANUARY 1, 2021	PUBLIC	GOVERNOR
VAN GORDON SAUTER	JANUARY 1, 2018	PUBLIC	GOVERNOR
MARTHA SHEN-URQUIDEZ	JANUARY 1, 2021	PUBLIC	GOVERNOR
VERNON WILLIAMS	JANUARY 1, 2019	PHYSICIAN	GOVERNOR

RECIPROCITY

Applicants licensed in another state must meet or exceed the Commission's licensing requirements because no national governing body exists. However, medical examinations from other states by a licensed physician may be accepted if they are completed to the Commission's standards and requirements.

ACCOMPLISHMENTS

- Approved a 10-Point Plan on May 16, 2017, to prevent athletes from using severe dehydration as a method to make a contracted bout weight at events regulated in California. Measures in the plan include licensing athletes by weight class, amending the California Bout Agreement, working with the Association of Boxing Commissions to add additional weight classes in MMA, implement policy changes to the way matches are approved with an emphasis on appropriate weight classes, continue early weigh-ins to allow maximum time for rehydration, check dehydration in athletes by specific gravity and/or by ringside physicians, and further education and outreach regarding weight cutting and dehydration as it relates to offering, accepting, and contracting of bouts.
- Promulgated regulations to establish the "World Anti-Doping Code, The Prohibited List International Standard" as the source for prohibited substances and methods for athletes. Additionally, the rulemaking established an exemption process allowing athletes to use a medically prescribed drug that is necessary to maintain their health, before or during a match, provided the usage does not provide any advantage. Finally, the rulemaking established licensing requirements for transgender athletes with the Commission.
- Made permanent emergency regulations to allow an earlier weigh-in for competing athletes to ensure healthier rehydration and penalize athletes who engage in extreme weight cutting, effective January 1, 2017.
- Authorized and approved on December 16, 2016, the revised Unified Rules of MMA as adopted by the Association of Boxing Commissions and Combative Sports in August 2016. Rules became effective January 1, 2017.

NEW LEGISLATION

**Extends through 2017*

None.

LICENSE REQUIREMENTS

License Requirements	Y/N?
DEGREE/PROFESSIONAL SCHOOLING	N
QUALIFYING EXPERIENCE (MAY INCLUDE EDUCATION)	Y
EXAMINATION	Y
CONTINUING EDUCATION/COMPETENCY	Y*
FINGERPRINT REQUIREMENT	Y

Business and Professions Code § 18600–§ 18887

*Inspectors and other officials are required to complete continuing education requirements in the form of twice yearly training conferences. Fighters are not required to complete these requirements.

FEES*

License Type/Fee Type	Actual Fee	Statutory Limit
PROFESSIONAL ATHLETE		
APPLICATION FEE	\$60	\$60
RENEWAL FEE	NONE	NONE
SECOND		
APPLICATION FEE	\$50	\$50
RENEWAL FEE	NONE	NONE
MANAGER		
APPLICATION & RENEWAL FEE	\$150	\$150
MATCHMAKER		
APPLICATION & RENEWAL FEE	\$200	\$200
PROFESSIONAL REFEREE		
APPLICATION & RENEWAL FEE	\$150	\$150
PROFESSIONAL JUDGE		
APPLICATION & RENEWAL FEE	\$150	\$150
TIMEKEEPER		
APPLICATION & RENEWAL FEE	\$50	\$50
PROFESSIONAL TRAINER		
APPLICATION & RENEWAL FEE	\$200	\$200
PROFESSIONAL PROMOTER		
APPLICATION & RENEWAL FEE	\$1,000	\$1,000

*Additional fees may be required per Business & Professions Code § 7137.

Summary of Licensing Activity

Initial Licenses/Certificates/Permits			
TYPE	APPS RECEIVED	ISSUED	RENEWED
PROMOTER	14	14	40
REFEREE	0	0	35
TIMEKEEPER	1	1	9
PROFESSIONAL ATHLETE	1,194	1,194	N/A
JUDGE	12	12	46
MATCHMAKER	2	2	7
SECOND	2,037	2,037	N/A
MANAGER	44	40	100
PROFESSIONAL TRAINER	48	48	20

Licensing Population by Type			
TYPE	CERTIFICATES/ PERMITS	LICENSES/ REGISTRATIONS	APPROVALS
PROMOTER	N/A	44	N/A
REFEREE	N/A	35	N/A
TIMEKEEPER	N/A	10	N/A
PROFESSIONAL ATHLETE	N/A	1,194	N/A
JUDGE	N/A	58	N/A
MATCHMAKER	N/A	9	N/A
SECOND	N/A	2,037	N/A
MANAGER	N/A	140	N/A
PROFESSIONAL TRAINER	N/A	68	N/A

Renewal and Continuing Education (CE)		
TYPE	FREQUENCY OF RENEWAL	NUMBER CE HOURS REQUIRED EACH CYCLE
PROMOTER	ANNUAL	N/A
REFEREE	ANNUAL	N/A
TIMEKEEPER	ANNUAL	N/A
PROFESSIONAL ATHLETE	ANNUAL	N/A
JUDGE	ANNUAL	N/A
MATCHMAKER	ANNUAL	N/A
SECOND	ANNUAL	N/A
MANAGER	ANNUAL	N/A
PROFESSIONAL TRAINER	ANNUAL	N/A

Exams Results			
EXAM TITLE	PASS	FAIL	TOTAL
N/A			

Summary of Enforcement Activity

Consumer Complaints—Intake	
27	RECEIVED
27	CLOSED WITHOUT REFERRAL FOR INVESTIGATION
0	REFERRED FOR INVESTIGATION
0	PENDING

Conviction/Arrest Notification Complaints	
0	RECEIVED
0	CLOSED/REFERRED FOR INVESTIGATION
0	PENDING

Inspections	
0	

Investigations	
0	OPENED
0	CLOSED
0	PENDING

Number of Days to Complete Intake and Investigations	
27	UP TO 90 DAYS
0	91 TO 180 DAYS
0	181 DAYS TO 1 YEAR
0	1 TO 2 YEARS
0	2 TO 3 YEARS
0	OVER 3 YEARS
27	AVERAGE NUMBER OF DAYS TO COMPLETE INTAKE AND INVESTIGATIONS

Citations and Fines	
9	ISSUED
9	ISSUED WITH A FINE
0	WITHDRAWN
0	DISMISSED
20	AVERAGE NUMBER OF DAYS TO ISSUE A CITATION AND FINE

Total Amount of Fines	
\$45,966	ASSESSED
\$0	REDUCED
\$44,318	COLLECTED

Criminal/Civil Actions	
0	REFERRALS FOR CRIMINAL/CIVIL ACTION
0	CRIMINAL ACTIONS FILED
0	CIVIL ACTIONS FILED

Office of the Attorney General/Disciplinary Actions	
3	CASES OPENED/INITIATED
3	CASES CLOSED
4	CASES PENDING

Number of Days to Complete AG Cases	
3	1 YEAR
0	1 TO 2 YEARS
0	2 TO 3 YEARS
0	OVER 3 YEARS
3	AVERAGE NUMBER OF DAYS TO IMPOSE DISCIPLINE

Formal Actions Filed/Withdrawn/Dismissed	
0	STATEMENTS OF ISSUES FILED
0	ACCUSATIONS FILED
0	RESTRAINING/RESTRICTION/SUSPENSION ORDERS GRANTED
0	STATEMENTS OF ISSUES WITHDRAWN/DISMISSED
0	ACCUSATIONS WITHDRAWN/DISMISSED

Administrative Outcomes/Final Orders	
0	LICENSE APPLICATIONS DENIED
2	REVOCAION
0	SURRENDER OF LICENSE
0	PROBATION WITH SUSPENSION
9	SUSPENSION ONLY
0	PROBATION ONLY
0	PUBLIC REPRIMAND
0	OTHER DECISIONS

Petition for Modification or Termination of Probation	
0	GRANTED
0	DENIED
0	TOTAL

Petition for Reinstatement of Revoked License/Registration/Certification	
1	GRANTED
1	DENIED
2	TOTAL

Cost Recovery to DCA	
0	ORDERED
0	COLLECTED

Restitution to Consumers/Refunds/Savings	
0	RESTITUTION ORDERED
0	AMOUNT REFUNDED
0	REWORK AT NO CHARGE
0	ADJUSTMENTS/RETURNS/EXCHANGES
0	TOTAL SAVINGS ACHIEVED FOR CONSUMERS

Receipt of Complaint to Assignment to Investigator	
27	AVERAGE NUMBER OF DAYS

Investigations: Opening to Closing of Case	
N/A	AVERAGE NUMBER OF DAYS

Investigations: Closure of Investigation to Imposing Formal Discipline	
N/A	AVERAGE NUMBER OF DAYS

BUREAU OF AUTOMOTIVE REPAIR

Automotive Repair

Registers/licenses and regulates automotive repair dealers, brake and lamp adjusters and stations, and Smog Check stations and technicians. Administers the Smog Check and Consumer Assistance Programs to reduce air pollution produced by motor vehicles.

STAFF:

590.4 civil servant positions
2 exempt

LICENSEES:

73,624

ADVISORY COMMITTEE
MEMBERSHIP:

16 Advisory Group Members
9 Educational Advisory Group Members

BUREAU STAFF:

Chief:

Patrick Dorais
patrick.dorais@dca.ca.gov

Assistant Chief:

Doug Balatti
douglas.balatti@dca.ca.gov

STRATEGIC PLAN ADOPTED:

2014

www.bar.ca.gov

DEPARTMENT OF CONSUMER AFFAIRS



LAWS AND REGULATIONS:

Business & Professions Code §§ 9880 – 9889.68

Health & Safety Code §§ 44000 – 44126

Title 16, Division 33, California Code of Regulations §§ 3300 – 3395.5

SUNSET REVIEW:

Last Review: 2014 Next Review: 2018

ADVISORY GROUP:

This group is not created by statute or regulation. Members are appointed by the Bureau Chief.

Member Name	Appointment Expires	Appointment Type	Appointment Authority
LOUIS J. ANAPOLSKY	BUREAU CHIEF DISCRETION	N/A	BUREAU CHIEF
DENNY BOWEN	BUREAU CHIEF DISCRETION	N/A	BUREAU CHIEF
JOHAN GALLO	BUREAU CHIEF DISCRETION	N/A	BUREAU CHIEF
KEITH GOING	BUREAU CHIEF DISCRETION	N/A	BUREAU CHIEF
VINCE GREGORY	BUREAU CHIEF DISCRETION	N/A	BUREAU CHIEF
GEORGE HRITZ	BUREAU CHIEF DISCRETION	N/A	BUREAU CHIEF
JOANNA JOHNSON	BUREAU CHIEF DISCRETION	N/A	BUREAU CHIEF
BRIAN MAAS	BUREAU CHIEF DISCRETION	N/A	BUREAU CHIEF
JON MCCONNELL	BUREAU CHIEF DISCRETION	N/A	BUREAU CHIEF
MEGAN MCKERNAN	BUREAU CHIEF DISCRETION	N/A	BUREAU CHIEF
JACK MOLODANOF	BUREAU CHIEF DISCRETION	N/A	BUREAU CHIEF
SUSAN MONSER WARD	BUREAU CHIEF DISCRETION	N/A	BUREAU CHIEF
JONATHAN MORRISON	BUREAU CHIEF DISCRETION	N/A	BUREAU CHIEF
RUBEN PARRA	BUREAU CHIEF DISCRETION	N/A	BUREAU CHIEF
TRACY RENEE	BUREAU CHIEF DISCRETION	N/A	BUREAU CHIEF
ROSEMARY SHAHAN	BUREAU CHIEF DISCRETION	N/A	BUREAU CHIEF

RECIPROCITY

None.

ACCOMPLISHMENTS

- Retired 49,074 vehicles and provided financial assistance to repair 4,385 vehicles through the Consumer Assistance Program (CAP), resulting in an estimated 6,954 tons of emissions reduced.
- Implemented the ability for consumers to check their CAP application status online. Approximately 72 percent of applicants apply online.
- Implemented an online license renewal system that includes payment of licensing fees by credit card.
- Registered 539 O'Reilly Auto Parts stores in California as Automotive Repair Dealers.
- Performed 17,623 roadside emission inspections of vehicles, the results of which are used to evaluate the effectiveness of the Smog Check Program.
- Completed 2,771 audit inspections of equipment used by licensed Smog Check stations to support consistent and accurate testing of vehicles.
- Implemented real-time Smog Check certificate blocking as provided by AB 2289 (Eng, Chapter 258, Statutes of 2010). When On-Board Diagnostic (OBD) data from a vehicle's computer does not match what is expected, the vehicle will fail Smog Check and require re-inspection and certification at a state Referee facility.
- Revised the documentation provided to Smog Check consumers to include information about emissions warranties for vehicles.
- Published the 2017 Smog Check Performance Report required by AB 2289 and a Smog Check statistical report required by the U.S. Environmental Protection Agency. These reports illustrate a significant improvement for vehicles that fail Smog Check since implementation of the STAR Program in January 2013.
- Released a Request for Proposal to procure maintenance and operations services in support of the Smog Check database and communication system, also known as the California Vehicle Inspection System (CAL-VIS).
- Mediated consumer complaints that resulted in approximately \$5.4 million in restitution. Received positive ratings of at least 85 percent from consumers in all areas of the complaint mediation survey.
- Inspected 208 vehicles through the Auto Body Inspection Program, resulting in 119 consumer complaints against licensees.
- Filed, for prosecution by the Attorney General's Office, 317 cases against Smog Check licensees using data captured from vehicles equipped with OBD systems. Filed another 94 cases against Automotive Repair Dealers for violations of the Automotive Repair Act.
- Updated Disciplinary Guidelines to assist Administrative Law Judges in determining appropriate penalties for violations of BAR laws and regulations.
- Adopted regulations allowing for the issuance of probationary registrations and licenses when cause exists for the denial of an application. In certain warranted cases, this avoids the time and expense of an administrative hearing and permits eligible applicants to operate their business sooner.
- Adopted regulations to help consumers more easily identify and verify the license of a mobile automotive repair provider. The regulations require mobile automotive repair dealers to include this identifying information in all forms of advertisements, both online and on the vehicle.

NEW LEGISLATION**Extends through 2017*

- AB 188 (Salas, Chapter 629, Statutes of 2017) requires the California Air Resources Board to update the Enhanced Fleet Modernization Program guidelines by July 1, 2019, to allow certain light-duty trucks to qualify as replacement vehicles under the program, provided that the vehicles meet the program's fuel efficiency standard for minivans and that a high-polluting light-duty pickup truck is retired by the purchaser.
- AB 630 (Cooper, Chapter 636, Statutes of 2017) renames the Plus-Up program the Clean Cars 4 All Program. This bill requires the California Air Resources Board, in consultation with the Bureau of Automotive Repair, to establish specific and measurable goals for the retirement and replacement of passenger vehicles and light- and medium-duty trucks that are high polluters. This bill, among other provisions, also requires the California Air Resources Board to consult with the Bureau of Automotive Repair and take steps to meet the established goals, including updates to the guidelines for the retire-and-replace programs by January 1, 2019.
- AB 1069 (Low, Chapter 753, Statutes of 2017) requires local governments to adopt rules and regulations applicable to taxicab transportation services, including that, as a condition to operate, the taxicab company maintain its vehicle in compliance with the Vehicle Code and has each vehicle undergo an annual inspection by a Bureau of Automotive Repair licensee.
- AB 1274 (O'Donnell, Chapter 633, Statutes of 2017) extends the existing smog check exemption from vehicles that are six years old or newer to vehicles that are eight years old or newer beginning January 1, 2019. This bill also imposes a \$25 annual smog abatement fee on vehicles that are seven and eight years old, and designates \$21 of the fee to fund the Carl Moyer Memorial Air Quality Standards Attainment Program and \$4 of the fee to the Vehicle Inspection and Repair Fund.
- SB 547 (Hill, Chapter 429, Statutes of 2017) clarifies, among other provisions, the procurement process for vehicles used by the Bureau of Automotive Repair in undercover investigations.

LICENSE REQUIREMENTS

License Requirements	Y/N?
DEGREE/PROFESSIONAL SCHOOLING	Y
QUALIFYING EXPERIENCE (MAY INCLUDE EDUCATION)	Y
EXAMINATION	Y
CONTINUING EDUCATION/COMPETENCY	Y
FINGERPRINT REQUIREMENT	N

Business and Professions Code § 9880.1, § 9884, § 9884.1, § 9887.1, § 9887.2; Health and Safety Code § 44010, § 44010.5, § 44014, § 44045.5.

FEES

License Type/Fee Type	Actual Fee	Statutory Limit
AUTOMOTIVE REPAIR DEALER		
APPLICATION FEE	\$200	\$200
RENEWAL FEE (ANNUAL)	\$200	\$200
SMOG CHECK STATION		
APPLICATION FEE	\$100	REASONABLE COST
RENEWAL FEE (ANNUAL)	\$100	REASONABLE COST
BRAKE AND/OR LAMP STATION		
APPLICATION FEE	\$10	\$10
RENEWAL FEE (ANNUAL)	\$5	\$5
SMOG CHECK INSPECTOR AND/OR TECHNICIAN		
APPLICATION FEE	\$20	REASONABLE COST
EXAM FEE	\$45	REASONABLE COST
TOTAL INITIAL LICENSE FEES	\$65	N/A
RENEWAL FEE (BIENNIAL)	\$20	REASONABLE COST
BRAKE AND/OR LAMP ADJUSTER		
APPLICATION FEE	\$10	\$10
RENEWAL FEE (FOUR YEARS)	\$5	\$5

Summary of Licensing Activity

Initial Licenses/Certificates/Permits			
TYPE	APPS RECEIVED	ISSUED	RENEWED
AUTOMOTIVE REPAIR DEALER	4,305	3,793	34,242
SMOG CHECK TEST & REPAIR STATION	590	516	4,914
SMOG CHECK TEST ONLY STATION	411	359	1,759
SMOG CHECK REPAIR ONLY STATION	34	11	38
BRAKE & LAMP STATION	365	255	1,890
SMOG CHECK INSPECTOR	2,169	1,033	6,736
SMOG CHECK REPAIR TECHNICIAN	913	324	3,979
BRAKE & LAMP ADJUSTER	1,978	811	N/A
STAR CERTIFICATES	1,024	485	N/A

Licensing Population by Type			
TYPE	CERTIFICATES/ PERMITS	LICENSES/ REGISTRATIONS	APPROVALS
AUTOMOTIVE REPAIR DEALER	N/A	36,790	N/A
SMOG CHECK TEST & REPAIR STATION	N/A	5,208	N/A
SMOG CHECK TEST ONLY STATION	N/A	2,141	N/A
SMOG CHECK REPAIR ONLY STATION	N/A	46	N/A
BRAKE & LAMP STATION	N/A	2,079	N/A
SMOG CHECK INSPECTOR	N/A	15,377	N/A
SMOG CHECK REPAIR TECHNICIAN	N/A	9,103	N/A
BRAKE & LAMP ADJUSTER	N/A	3,057	N/A
STAR CERTIFICATES	4,510	N/A	N/A

Renewal and Continuing Education (CE)		
TYPE	FREQUENCY OF RENEWAL	NUMBER CE HOURS REQUIRED EACH CYCLE
AUTOMOTIVE REPAIR DEALER	ANNUAL	0
SMOG CHECK TEST & REPAIR STATION	ANNUAL	0
SMOG CHECK TEST ONLY STATION	ANNUAL	0
SMOG CHECK REPAIR ONLY STATION	ANNUAL	0
BRAKE & LAMP STATION	ANNUAL	0
SMOG CHECK INSPECTOR	EVERY 2 YEARS	4 HOURS
SMOG CHECK REPAIR TECHNICIAN	EVERY 2 YEARS	16 HOURS
BRAKE & LAMP ADJUSTER	EVERY 4 YEARS	N/A
STAR CERTIFICATES	N/A	N/A

Exams Results			
EXAM TITLE	PASS	FAIL	TOTAL
SMOG CHECK INSPECTOR	1,001	1,105	2,106
SMOG CHECK REPAIR TECHNICIAN	314	425	739
BRAKE ADJUSTER (CLASS A, B, C)	402	152	554
LAMP ADJUSTER	348	325	673
TOTAL	2,065	2,007	4,072

Summary of Enforcement Activity

Consumer Complaints—Intake	
18,395	RECEIVED
305	CLOSED WITHOUT REFERRAL FOR INVESTIGATION
18,102	REFERRED FOR INVESTIGATION
188	PENDING

Conviction/Arrest Notification Complaints	
N/A	RECEIVED
N/A	CLOSED/REFERRED FOR INVESTIGATION
N/A	PENDING

Inspections	
16,992	

Investigations	
18,101	OPENED
18,455	CLOSED
2,102	PENDING

Number of Days to Complete Intake and Investigations

16,822	UP TO 90 DAYS
1,050	91 TO 180 DAYS
463	181 DAYS TO 1 YEAR
119	1 TO 2 YEARS
1	2 TO 3 YEARS
0	OVER 3 YEARS
45	AVERAGE NUMBER OF DAYS TO COMPLETE INTAKE AND INVESTIGATIONS

Citations and Fines

2,844	ISSUED
594	ISSUED WITH A FINE
21	WITHDRAWN
176	DISMISSED
65	AVERAGE NUMBER OF DAYS TO ISSUE A CITATION AND FINE

Total Amount of Fines

\$785,000	ASSESSED
\$107,300	REDUCED
\$653,500	COLLECTED

Criminal/Civil Actions

162	REFERRALS FOR CRIMINAL/CIVIL ACTION
N/A	CRIMINAL ACTIONS FILED
N/A	CIVIL ACTIONS FILED

Office of the Attorney General/Disciplinary Actions

571	CASES OPENED/INITIATED
176	CASES CLOSED
861	CASES PENDING

Number of Days to Complete AG Cases

19	1 YEAR
80	1 TO 2 YEARS
61	2 TO 3 YEARS
16	OVER 3 YEARS
719	AVERAGE NUMBER OF DAYS TO IMPOSE DISCIPLINE

Formal Actions Filed/Withdrawn/Dismissed

20	STATEMENTS OF ISSUES FILED
242	ACCUSATIONS FILED
79	RESTRAINING/RESTRICTION/SUSPENSION ORDERS GRANTED
9	STATEMENTS OF ISSUES WITHDRAWN/DISMISSED
7	ACCUSATIONS WITHDRAWN/DISMISSED

Administrative Outcomes/Final Orders

10	LICENSE APPLICATIONS DENIED
317	REVOCAION
0	SURRENDER OF LICENSE
84	PROBATION WITH SUSPENSION
2	SUSPENSION ONLY
86	PROBATION ONLY
0	PUBLIC REPRIMAND
28	OTHER DECISIONS

Petition for Modification or Termination of Probation

0	GRANTED
0	DENIED
0	TOTAL

Petition for Reinstatement of Revoked License/Registration/Certification

0	GRANTED
1	DENIED
1	TOTAL

Cost Recovery to DCA

\$1,777,756	ORDERED
\$764,010	COLLECTED

Restitution to Consumers/Refunds/Savings

\$63,263	RESTITUTION ORDERED
\$2,874,587	AMOUNT REFUNDED
\$1,448,332	REWORK AT NO CHARGE
\$1,036,557	ADJUSTMENTS/RETURNS/EXCHANGES
\$5,422,739	TOTAL SAVINGS ACHIEVED FOR CONSUMERS

Receipt of Complaint to Assignment to Investigator

4	AVERAGE NUMBER OF DAYS
----------	------------------------

Investigations: Opening to Closing of Case

45	AVERAGE NUMBER OF DAYS
-----------	------------------------

Investigations: Closure of Investigation to Imposing Formal Discipline

607	AVERAGE NUMBER OF DAYS
------------	------------------------

BOARD OF BARBERING AND COSMETOLOGY

Barber/Cosmetology

Licenses and regulates barbers, cosmetologists, manicurists, estheticians, and electrologists, and the establishments they work in. The Board's mission is to ensure the health and safety of California consumers by promoting ethical standards and enforcing beauty industry laws.

STAFF:

82.1 civil servant positions
1 exempt

LICENSEES:

612,016

BOARD MEMBERSHIP:

5 public representatives
4 licensees

BOARD STAFF:

Executive Officer:
Kristy Underwood
kristy.underwood@dca.ca.gov

Assistant Executive Officer:
Heather Berg
heather.berg@dca.ca.gov

Legislative Contact:
Tandra Guess
tandra.guess@dca.ca.gov

STRATEGIC PLAN ADOPTED:

2013

www.barbercosmo.ca.gov



LAWS AND REGULATIONS:

Business and Professions Code §§ 7301 – 7426.5

Title 16, Division 9, California Code of Regulations §§ 901 – 999

SUNSET REVIEW:

Last Review: 2015 Next Review: 2019

BOARD MEMBERS:

Name	Appointment Expires	Appointment Type	Appointment Authority
BOBBIE JEAN ANDERSON	JANUARY 1, 2019	PUBLIC	GOVERNOR
CHARLES CHING	JANUARY 1, 2019	PUBLIC	SPEAKER OF THE ASSEMBLY
JACQUELYN CRABTREE	JANUARY 1, 2021	PROFESSIONAL	GOVERNOR
ANDREW DRABKIN	JANUARY 1, 2021	PUBLIC	GOVERNOR
JOSEPH AARON FEDERICO (PRESIDENT)	JANUARY 1, 2019	PROFESSIONAL	GOVERNOR
POLLY ANN SEAVER-CODORNIZ	JANUARY 1, 2019	PROFESSIONAL	GOVERNOR
KARI WILLIAMS (VICE PRESIDENT)	JANUARY 1, 2021	PROFESSIONAL	GOVERNOR
LISA THONG	JANUARY 1, 2021	PUBLIC	GOVERNOR
STEVE WEEKS	JANUARY 1, 2021	PUBLIC	SENATE RULES COMMITTEE

RECIPROCITY

Pursuant to Business and Professions Code § 7331, the Board grants a license to practice to an applicant if the applicant submits all of the following to the Board:

- A completed application form and all fees required by the Board.
- Proof of a current license issued by another state to practice that meets all of the following requirements:
 - » It is not revoked, suspended, or otherwise restricted.
 - » It is in good standing.
 - » It has been active for three of the last five years, during which time the applicant has not been subject to disciplinary action or a conviction.

ACCOMPLISHMENTS

- Approved on January 22, 2017, revisions to the Health and Safety for Hair Care and Beauty Professionals. The updated publication has become the Health and Safety Training Course, and includes two new sections: the "California Board of Barbering and Cosmetology," which provides an overview of activities of the Board and how to access the Board's website, and "Workers' Rights," which has been designed to assist future professionals in identifying their worker classification, understanding their rights and responsibilities, and identifies agencies available to them for workers' rights assistance. On May 31, 2017, a digital copy of the course was distributed to 246 Board-approved schools and 35 Board-approved apprentice sponsors for use during their instruction. In addition, the entire course was posted to the Board's website for free dissemination.
- Adopted and implemented the Inspector Language Access Protocol on July 17, 2016. During the months of February and March 2017, all Board inspectors received training on how to respond when the inspector has difficulty understanding or communicating with the owner, manager, or employee of an establishment due to a language barrier during an inspection. On February 22, 2017, a revision of this protocol was used for training at the Board's Fairfield Examination Site to provide licensing examiners with strategies to assist them in overcoming language barriers while conducting the licensing examination.
- Health and Safety Advisory Committee members met August 8, 2016, to discuss current health, safety, and workers' rights concerns impacting the industry, including the availability of less toxic disinfectants. The meeting resulted in:
 - » Revisions to the Board's Prohibited Tools flyer.
 - » Implementation of the Board's Workers' Rights Pocket Guide.
 - » Quick Start Guides offering tips for starting a barbering or beauty business and tips to understanding Safety Data Sheets being posted to the Board's website.
 - » Minor editing to Section 9 of the Health and Safety Training Course on workers' rights.

NEW LEGISLATION

**Extends through 2017*

- AB 326 (Salas, Chapter 312, Statutes of 2017) authorizes the Board to promote the awareness of physical and sexual abuse. Beginning July 1, 2019, the scope of the Board's Health and Safety Advisory Committee's advisory topics would expand to include physical and sexual abuse. This bill also expands the requirement that the Board develops or adopts a health and safety course to include physical and sexual assault awareness, effective July 1, 2019. Finally, the bill specifies that completion of that course does not require licensees to act on information related to physical or sexual abuse obtained during work, unless otherwise required by law.
- AB 1615 (Garcia, Chapter 156, Statutes of 2017) requires the Department of Consumer Affairs to develop, on or before January 1, 2019, a pamphlet or other informational materials for use by tailors and businesses providing aftermarket clothing alterations; barbers and hair salons; and dry cleaners and laundries providing services to individuals. The pamphlet would have to explain that the business is prohibited from charging different prices for services of similar or like kind based on the customer's gender, unless the price difference is based upon the amount of time, difficulty, or cost of providing the services and that the business shall disclose a price list and sign, as specified. The pamphlet also needs to explain that a business has 30 days to correct any violation of the posting requirements, and that if a business fails to correct a violation within 30 days of receiving notice, it is liable for a civil penalty of \$1,000.

LICENSE REQUIREMENTS

License Requirements	Y/N?
DEGREE/PROFESSIONAL SCHOOLING	Y
QUALIFYING EXPERIENCE (MAY INCLUDE EDUCATION)	Y
EXAMINATION	Y
CONTINUING EDUCATION/COMPETENCY	N
FINGERPRINT REQUIREMENT	N

Business and Professions Code §§ 7321–7331.

FEES*

License Type/Fee Type	Actual Fee	Statutory Limit
BARBER/COSMETOLOGIST/ELECTROLOGIST		
PRE-APPLICATION FEE	\$9	ESTABLISHED BY BOARD
APPLICATION AND EXAMINATION FEE	\$75	ACTUAL COST TO BOARD
INITIAL LICENSURE FEE	\$50	\$50
TOTAL INITIAL LICENSE FEES	\$134	N/A
LICENSE RENEWAL FEE	\$50	\$50
ESTHETICIAN		
PRE-APPLICATION FEE	\$9	ESTABLISHED BY BOARD
APPLICATION AND EXAMINATION FEE	\$75	ACTUAL COST TO BOARD
INITIAL LICENSURE FEE	\$40	\$40
TOTAL INITIAL LICENSE FEES	\$124	N/A
LICENSE RENEWAL FEE	\$50	\$50
MANICURIST		
PRE-APPLICATION FEE	\$9	ESTABLISHED BY BOARD
APPLICATION AND EXAMINATION FEE	\$75	ACTUAL COST TO BOARD
INITIAL LICENSURE FEE	\$35	\$35
TOTAL INITIAL LICENSE FEES	\$119	N/A
LICENSE RENEWAL FEE	\$50	\$50

*Additional licensing fees may be required pursuant to Business and Professions Code §§ 7415–7426.5.

Summary of Licensing Activity

Initial Licenses/Certificates/Permits			
TYPE	APPS RECEIVED	ISSUED	RENEWED
BARBER	5,181	2,188	10,562
BARBER APPRENTICE	712	665	N/A
COSMETOLOGIST	17,835	8,387	127,696
COSMETOLOGIST APPRENTICE	799	793	N/A
ELECTROLOGIST	42	26	681
ELECTROLOGIST APPRENTICE	0	0	N/A
ESTABLISHMENT	7,707	6,875	18,186
ESTHETICIAN	7,850	4,817	31,745
MANICURIST	11,880	6,548	47,683
MOBILE UNIT	7	7	11

Licensing Population by Type			
TYPE	CERTIFICATES/ PERMITS	LICENSES/ REGISTRATIONS	APPROVALS
BARBER	N/A	28,709	N/A
BARBER APPRENTICE	N/A	1,119	N/A
COSMETOLOGIST	N/A	313,865	N/A
COSMETOLOGIST APPRENTICE	N/A	1,390	N/A
ELECTROLOGIST	N/A	1,823	N/A
ELECTROLOGIST APPRENTICE	N/A	0	N/A
ESTABLISHMENT	N/A	51,823	N/A
ESTHETICIAN	N/A	82,689	N/A
MANICURIST	N/A	130,553	N/A
MOBILE UNIT	N/A	45	N/A

Renewal and Continuing Education (CE)		
TYPE	FREQUENCY OF RENEWAL	NUMBER CE HOURS REQUIRED EACH CYCLE
BARBER	EVERY 2 YEARS	N/A
BARBER APPRENTICE	NO RENEWAL	N/A
COSMETOLOGIST	EVERY 2 YEARS	N/A
COSMETOLOGIST APPRENTICE	NO RENEWAL	N/A
ELECTROLOGIST	EVERY 2 YEARS	N/A
ELECTROLOGIST APPRENTICE	NO RENEWAL	N/A
ESTABLISHMENT	EVERY 2 YEARS	N/A
ESTHETICIAN	EVERY 2 YEARS	N/A
MANICURIST	EVERY 2 YEARS	N/A
MOBILE UNIT	EVERY 2 YEARS	N/A

Exams Results			
EXAM TITLE	PASS	FAIL	TOTAL
ALL BBC EXAMS	43,035	13,583	56,618

Summary of Enforcement Activity

Consumer Complaints—Intake	
4,104	RECEIVED
0	CLOSED WITHOUT REFERRAL FOR INVESTIGATION
4,106	REFERRED FOR INVESTIGATION
19	PENDING

Conviction/Arrest Notification Complaints	
9	RECEIVED
9	CLOSED/REFERRED FOR INVESTIGATION
0	PENDING

Inspections	
	14,151

Investigations	
4,112	OPENED
4,061	CLOSED
1,043	PENDING

Number of Days to Complete Intake and Investigations	
2,867	UP TO 90 DAYS
673	91 TO 180 DAYS
383	181 DAYS TO 1 YEAR
115	1 TO 2 YEARS
19	2 TO 3 YEARS
4	OVER 3 YEARS
84	AVERAGE NUMBER OF DAYS TO COMPLETE INTAKE AND INVESTIGATIONS

Citations and Fines	
18,446	ISSUED
16,930	ISSUED WITH A FINE
54	WITHDRAWN
52	DISMISSED
20	AVERAGE NUMBER OF DAYS TO ISSUE A CITATION AND FINE

Total Amount of Fines	
\$6,722,967	ASSESSED
\$945,555	REDUCED
\$5,808,206	COLLECTED

Criminal/Civil Actions	
0	REFERRALS FOR CRIMINAL/CIVIL ACTION
0	CRIMINAL ACTIONS FILED
0	CIVIL ACTIONS FILED

Office of the Attorney General/Disciplinary Actions	
64	CASES OPENED/INITIATED
85	CASES CLOSED
70	CASES PENDING

Number of Days to Complete AG Cases	
32	1 YEAR
32	1 TO 2 YEARS
12	2 TO 3 YEARS
11	OVER 3 YEARS
546	AVERAGE NUMBER OF DAYS TO IMPOSE DISCIPLINE

Formal Actions Filed/Withdrawn/Dismissed

3	STATEMENTS OF ISSUES FILED
104	ACCUSATIONS FILED
0	RESTRAINING/RESTRICTION/SUSPENSION ORDERS GRANTED
1	STATEMENTS OF ISSUES WITHDRAWN/DISMISSED
2	ACCUSATIONS WITHDRAWN/DISMISSED

Administrative Outcomes/Final Orders

1	LICENSE APPLICATIONS DENIED
39	REVOCAION
17	SURRENDER OF LICENSE
24	PROBATION WITH SUSPENSION
4	SUSPENSION ONLY
0	PROBATION ONLY
0	PUBLIC REPRIMAND
0	OTHER DECISIONS

Petition for Modification or Termination of Probation

0	GRANTED
0	DENIED
0	TOTAL

Petition for Reinstatement of Revoked License/
Registration/Certification

9	GRANTED
4	DENIED
13	TOTAL

Cost Recovery to DCA

\$107,040	ORDERED
\$75,114	COLLECTED

Restitution to Consumers/Refunds/Savings

N/A	RESTITUTION ORDERED
N/A	AMOUNT REFUNDED
N/A	REWORK AT NO CHARGE
N/A	ADJUSTMENTS/RETURNS/EXCHANGES
N/A	TOTAL SAVINGS ACHIEVED FOR CONSUMERS

Receipt of Complaint to Assignment to Investigator

4	AVERAGE NUMBER OF DAYS
----------	------------------------

Investigations: Opening to Closing of Case

84	AVERAGE NUMBER OF DAYS
-----------	------------------------

Investigations: Closure of Investigation to Imposing
Formal Discipline

442	AVERAGE NUMBER OF DAYS
------------	------------------------

BOARD OF BEHAVIORAL SCIENCES

Behavioral Sciences

Licenses and regulates marriage and family therapists and interns, clinical social workers and associates, educational psychologists, and professional clinical counselors and interns.

STAFF:

58.7 civil servant positions
1 exempt

LICENSEES:

108,662

BOARD MEMBERSHIP:

7 public representatives
6 licensees

BOARD STAFF:

Executive Officer:
Kim Madsen
kim.madsen@dca.ca.gov

Assistant Executive Officer:
Steve Sodergren
steve.sodergren@dca.ca.gov

Legislative Contact:
Rosanne Helms
rosanne.helms@dca.ca.gov

STRATEGIC PLAN ADOPTED:

2014

www.bbs.ca.gov

LAWS AND REGULATIONS:

Business and Professions Code §§ 4980 – 4999.129

Title 16, Division 18, California Code of Regulations §§ 1800 – 1889.3

SUNSET REVIEW:

Last Review: 2016 Next Review: 2020

BOARD MEMBERS:

Name	Appointment Expires	Appointment Type	Appointment Authority
SAMARA ASHLEY	JUNE 1, 2021	PUBLIC	GOVERNOR
LEAH BREW	JUNE 1, 2020	PROFESSIONAL	GOVERNOR
DEBORAH BROWN (PRESIDENT)	JUNE 1, 2021	PUBLIC	GOVERNOR
PETER CHIU	JUNE 1, 2019	PUBLIC	GOVERNOR
ELIZABETH CONNOLLY	JUNE 1, 2020	PROFESSIONAL	GOVERNOR
MASSIMILIANO "MAX" DISPOSTI	JUNE 1, 2019	PUBLIC	SPEAKER OF THE ASSEMBLY
SARITA KOHLI	JUNE 1, 2018	PROFESSIONAL	GOVERNOR
RENEE LONNER	JUNE 1, 2018	PROFESSIONAL	GOVERNOR
JONATHAN MADDOX	JUNE 1, 2021	PROFESSIONAL	GOVERNOR
CHRISTINE WIETLISBACH	JUNE 1, 2019	PUBLIC	SENATE RULES COMMITTEE
CHRISTINA WONG	JUNE 1, 2021	PROFESSIONAL	GOVERNOR
VACANT		PUBLIC	GOVERNOR
VACANT		PUBLIC	GOVERNOR



RECIPROCITY

None.

ACCOMPLISHMENTS

- Actively participated in nationwide efforts to improve license portability within the United States, including the Association of Marital and Family Regulatory Boards and the Association of Social Work Boards license mobility subcommittees. Draft proposals will be presented to all states for consideration at each association's annual meeting in the last quarter of 2017.
- Established the Exempt Setting Committee to review existing practice within a variety of work settings and explore opportunities that may improve consumer protection. To collect the requisite data, a survey was developed and distributed to Board stakeholders. Licensees and registrants work in a variety of practice settings such as community mental health agencies, government agencies, independent/private practices, and nonprofit agencies.

- Increased its outreach efforts beyond physical attendance at professional association events, using social media, webinars, newsletters, and its website to educate applicants, registrants, and licensees regarding the licensure process. These efforts allowed the Board to provide information to a larger audience than through conventional methods.

NEW LEGISLATION

**Extends through 2017*

- AB 1188 (Nazarian, Chapter 557, Statutes of 2017) increases the fee collected from marriage and family therapists and clinical social workers at the time of licensure renewal for deposit into the Mental Health Practitioner Education Fund (Fund) from \$10 to \$20. The bill also adds licensed professional clinical counselor and associate professional clinical counselor to the list of mental health providers who can apply for grants from the Fund, and establishes a \$20 fee for licensed professional clinical counselors at the time of licensure renewal for deposit into the Fund. Although an urgency bill, it does not take effect until July 1, 2018.

LICENSE REQUIREMENTS

License Requirements	Y/N?
DEGREE/PROFESSIONAL SCHOOLING	Y
QUALIFYING EXPERIENCE (MAY INCLUDE EDUCATION)	Y
EXAMINATION	Y
CONTINUING EDUCATION/COMPETENCY	Y
FINGERPRINT REQUIREMENT	Y

Business and Professions Code §§ 4980–4989, 4989.10–4989.70, 4991–4998.5, 4999.10–4999.129.

FEES*

License Type/Fee Type	Actual Fee	Statutory Limit
LICENSED MARRIAGE AND FAMILY THERAPIST		
EXAM APPLICATION FEE	\$100	\$100
CALIFORNIA LAW AND ETHICS EXAM FEE	\$100	\$100
CLINICAL EXAM FEE	\$100	\$100
INITIAL LICENSE FEE (PRORATED)	\$130	\$180
TOTAL INITIAL LICENSE FEE	\$430	N/A
BIENNIAL RENEWAL FEE	\$130	\$180
LICENSED CLINICAL SOCIAL WORKER		
EXAM APPLICATION FEE	\$100	\$150
CALIFORNIA LAW AND ETHICS EXAM FEE	\$100	\$100
CLINICAL EXAM FEE	\$260	N/A**
INITIAL LICENSE FEE (PRORATED)	\$100	\$155
TOTAL INITIAL LICENSE FEE	\$560	N/A
BIENNIAL RENEWAL FEE	\$80	\$150
LICENSED EDUCATIONAL PSYCHOLOGIST		
EXAM APPLICATION FEE	\$100	\$100
WRITTEN EXAM FEE	\$100	\$100
INITIAL LICENSE FEE (PRORATED)	\$80	\$150
TOTAL INITIAL LICENSE FEE	\$280	N/A
BIENNIAL RENEWAL FEE	\$80	\$150
LICENSED PROFESSIONAL CLINICAL COUNSELOR		
EXAM APPLICATION FEE	\$180	\$250
CALIFORNIA LAW AND ETHICS EXAM FEE	\$100	\$150
CLINICAL EXAM FEE	\$275	N/A***
INITIAL LICENSE FEE (PRORATED)	\$200	\$250
TOTAL INITIAL LICENSE FEE	\$755	N/A
BIENNIAL RENEWAL FEE	\$175	\$250

*Additional fees may be required per Business and Professions Code §§ 4984.7, 4989.68, 4996.3, 4999.120; California Code of Regulations §§ 1816, 1816.1–1816.7

**Exam is not Board-administered. The Association of Social Work Boards (ASWB) administers this exam.

***Exam is not Board-administered. The National Board for Certified Counselors (NBCC) administers this exam.

Summary of Licensing Activity

Initial Licenses/Certificates/Permits			
TYPE	APPS RECEIVED	ISSUED	RENEWED
MARRIAGE & FAMILY INTERN	3,320	3,198	11,531
ASSOCIATE CLINICAL SOCIAL WORKER	3,024	2,736	9,433
LICENSED PROFESSIONAL CLINICAL COUNSELOR INTERN	1,075	888	1,108
LICENSED MARRIAGE & FAMILY THERAPIST	3,041	2,898	18,252
LICENSED CLINICAL SOCIAL WORKER	2,439	2,383	10,956
LICENSED EDUCATIONAL PSYCHOLOGIST	152	83	844
LICENSED PROFESSIONAL CLINICAL COUNSELOR	148	143	522

Licensing Population by Type

TYPE	CERTIFICATES/ PERMITS	LICENSES/ REGISTRATIONS	APPROVALS
MARRIAGE & FAMILY INTERN	N/A	18,829	3,198
ASSOCIATE CLINICAL SOCIAL WORKER	N/A	15,865	2,736
LICENSED PROFESSIONAL CLINICAL COUNSELOR INTERN	N/A	2,724	888
LICENSED MARRIAGE & FAMILY THERAPIST	N/A	41,901	2,898
LICENSED CLINICAL SOCIAL WORKER	N/A	25,734	2,383
LICENSED EDUCATIONAL PSYCHOLOGIST	N/A	2,073	83
LICENSED PROFESSIONAL CLINICAL COUNSELOR	N/A	1,536	143

Renewal and Continuing Education (CE)		
TYPE	FREQUENCY OF RENEWAL	NUMBER CE HOURS REQUIRED EACH CYCLE
MARRIAGE & FAMILY INTERN	EVERY YEAR	N/A
ASSOCIATE CLINICAL SOCIAL WORKER	EVERY YEAR	N/A
LICENSED PROFESSIONAL CLINICAL COUNSELOR INTERN	EVERY YEAR	N/A
LICENSED MARRIAGE & FAMILY THERAPIST	EVERY 2 YEARS	36 HOURS
LICENSED CLINICAL SOCIAL WORKER	EVERY 2 YEARS	36 HOURS
LICENSED EDUCATIONAL PSYCHOLOGIST	EVERY 2 YEARS	36 HOURS
LICENSED PROFESSIONAL CLINICAL COUNSELOR	EVERY 2 YEARS	36 HOURS

Exams Results			
EXAM TITLE	PASS	FAIL	TOTAL
LMFT CALIFORNIA LAW & ETHICS EXAMINATION	8,343	3,584	11,927
LCSW CALIFORNIA LAW & ETHICS EXAMINATION	6,843	2,829	9,672
LPCC CALIFORNIA LAW & ETHICS EXAMINATION	823	392	1,215
LMFT CLINICAL EXAMINATION	2,975	1,801	4,776
LCSW ASWB CLINICAL EXAMINATION	2,209	614	2,823
LCPP NCMHCE EXAMINATION	115	35	150
LEP STANDARD WRITTEN EXAMINATION	89	86	175

Summary of Enforcement Activity

Consumer Complaints—Intake	
1,418	RECEIVED
513	CLOSED WITHOUT REFERRAL FOR INVESTIGATION
879	REFERRED FOR INVESTIGATION
31	PENDING

Conviction/Arrest Notification Complaints	
1,134	RECEIVED
1,131	CLOSED/REFERRED FOR INVESTIGATION
4	PENDING

Inspections	
N/A	

Investigations	
2,010	OPENED
2,139	CLOSED
374	PENDING

Number of Days to Complete Intake and Investigations	
1,371	UP TO 90 DAYS
492	91 TO 180 DAYS
220	181 DAYS TO 1 YEAR
50	1 TO 2 YEARS
6	2 TO 3 YEARS
0	OVER 3 YEARS
86	AVERAGE NUMBER OF DAYS TO COMPLETE INTAKE AND INVESTIGATIONS

Citations and Fines	
167	ISSUED
163	ISSUED WITH A FINE
15	WITHDRAWN
N/A	DISMISSED
113	AVERAGE NUMBER OF DAYS TO ISSUE A CITATION AND FINE

Total Amount of Fines	
\$108,400	ASSESSED
\$11,900	REDUCED
\$83,700	COLLECTED

Criminal/Civil Actions	
N/A	REFERRALS FOR CRIMINAL/CIVIL ACTION
N/A	CRIMINAL ACTIONS FILED
N/A	CIVIL ACTIONS FILED

Office of the Attorney General/Disciplinary Actions	
188	CASES OPENED/INITIATED
172	CASES CLOSED
184	CASES PENDING

Number of Days to Complete AG Cases	
14	1 YEAR
52	1 TO 2 YEARS
42	2 TO 3 YEARS
14	OVER 3 YEARS
927	AVERAGE NUMBER OF DAYS TO IMPOSE DISCIPLINE

Formal Actions Filed/Withdrawn/Dismissed	
32	STATEMENTS OF ISSUES FILED
99	ACCUSATIONS FILED
9	RESTRAINING/RESTRICTION/SUSPENSION ORDERS GRANTED
3	STATEMENTS OF ISSUES WITHDRAWN/DISMISSED
4	ACCUSATIONS WITHDRAWN/DISMISSED

Administrative Outcomes/Final Orders	
5	LICENSE APPLICATIONS DENIED
22	REVOCAION
33	SURRENDER OF LICENSE
0	PROBATION WITH SUSPENSION
0	SUSPENSION ONLY
90	PROBATION ONLY
1	PUBLIC REPRIMAND
21	OTHER DECISIONS

Petition for Modification or Termination of Probation	
8	GRANTED
9	DENIED
17	TOTAL

Petition for Reinstatement of Revoked License/Registration/Certification	
7	GRANTED
1	DENIED
8	TOTAL

Cost Recovery to DCA	
\$293,460.53	ORDERED
\$27,049.48	COLLECTED

Restitution to Consumers/Refunds/Savings	
N/A	RESTITUTION ORDERED
N/A	AMOUNT REFUNDED
N/A	REWORK AT NO CHARGE
N/A	ADJUSTMENTS/RETURNS/EXCHANGES
N/A	TOTAL SAVINGS ACHIEVED FOR CONSUMERS

Receipt of Complaint to Assignment to Investigator	
4	AVERAGE NUMBER OF DAYS

Investigations: Opening to Closing of Case	
88	AVERAGE NUMBER OF DAYS

Investigations: Closure of Investigation to Imposing Formal Discipline	
488	AVERAGE NUMBER OF DAYS

BUREAU OF CANNABIS CONTROL CALIFORNIA

Cannabis Control

Licenses and regulates commercial cannabis retailers, distributors, microbusinesses, testing laboratories, and temporary cannabis events.

STAFF:

96 civil servant positions
6 exempt

LICENSEES:

Not yet available

ADVISORY COMMITTEE
MEMBERSHIP:

22 public representatives

BUREAU STAFF:

Chief:

Lori Ajax

lori.ajax@dca.ca.gov

Deputy Chief:

Melanie V. Ramil

melanie.ramil@dca.ca.gov

Legislative Contact:

Alex Macilraith

alex.macilraith@dca.ca.gov

STRATEGIC PLAN ADOPTED:

Not yet available

www.bcc.ca.gov

LAWS AND REGULATIONS:

Business and Professions Code §§ 26000 – 26231.2

Health and Safety Code § 11006.5, §§ 11018 – 11018.5, § 11032, §§ 11357 – 11362.9

Revenue and Taxation Code §§ 34010 – 34021.5, § 55044

Food and Agricultural Code § 37104, § 54036, §§ 81000 – 81010

Water Code § 1831, § 1840, § 1847

Fish and Game Code § 1602, § 1617

Vehicle Code § 23222

California Code of Regulations Title 16, Division 42 § 5000 – 5814

SUNSET REVIEW:

Last Review: N/A

Next Review: N/A

ADVISORY COMMITTEE:

Business and Professions Code § 26014 does not prescribe a number of committee members, rather it requires that membership include, but not be limited to, representatives of the cannabis industry, including medicinal cannabis, representatives of labor organizations, appropriate state and local agencies, persons who work directly with racially, ethnically, and economically diverse populations, public health experts, and other subject matter experts, including representatives from the Department of Alcoholic Beverage Control, with expertise in regulating commercial activity for adult-use intoxicating substances.



**BUREAU OF
CANNABIS
CONTROL**
CALIFORNIA

ADVISORY COMMITTEE (CONTINUED):

Name	Appointment Expires	Appointment Type	Appointment Authority
AVIS BULBULYAN	PLEASURE OF THE DIRECTOR	N/A	DEPARTMENT DIRECTOR
TIMMEN CERMAK, M.D.	PLEASURE OF THE DIRECTOR	N/A	DEPARTMENT DIRECTOR
MATT CLIFFORD	PLEASURE OF THE DIRECTOR	N/A	DEPARTMENT DIRECTOR
BILL DOMBROWSKI	PLEASURE OF THE DIRECTOR	N/A	DEPARTMENT DIRECTOR
JEFF FERRO	PLEASURE OF THE DIRECTOR	N/A	DEPARTMENT DIRECTOR
KRISTIN HEIDELBACH-TERAMOTO	PLEASURE OF THE DIRECTOR	N/A	DEPARTMENT DIRECTOR
ERIC HIRATA	PLEASURE OF THE DIRECTOR	N/A	DEPARTMENT DIRECTOR
ALICE HUFFMAN	PLEASURE OF THE DIRECTOR	N/A	DEPARTMENT DIRECTOR
CATHERINE JACOBSON	PLEASURE OF THE DIRECTOR	N/A	DEPARTMENT DIRECTOR
ARNOLD LEFF, M.D., REHS	PLEASURE OF THE DIRECTOR	N/A	DEPARTMENT DIRECTOR
KRISTIN LYNCH	PLEASURE OF THE DIRECTOR	N/A	DEPARTMENT DIRECTOR
KRISTIN NEVEDAL	PLEASURE OF THE DIRECTOR	N/A	DEPARTMENT DIRECTOR
JOE NICCHITTA	PLEASURE OF THE DIRECTOR	N/A	DEPARTMENT DIRECTOR
LAVONNE PECK	PLEASURE OF THE DIRECTOR	N/A	DEPARTMENT DIRECTOR
MATT RAHN	PLEASURE OF THE DIRECTOR	N/A	DEPARTMENT DIRECTOR
KEITH STEPHENSON	PLEASURE OF THE DIRECTOR	N/A	DEPARTMENT DIRECTOR
JAMES SWEENEY	PLEASURE OF THE DIRECTOR	N/A	DEPARTMENT DIRECTOR
TAMAR TODD	PLEASURE OF THE DIRECTOR	N/A	DEPARTMENT DIRECTOR
HELENA WILLIAMS	PLEASURE OF THE DIRECTOR	N/A	DEPARTMENT DIRECTOR
DAVID WOOLSEY	PLEASURE OF THE DIRECTOR	N/A	DEPARTMENT DIRECTOR
BEN WU	PLEASURE OF THE DIRECTOR	N/A	DEPARTMENT DIRECTOR
BEVERLY YU	PLEASURE OF THE DIRECTOR	N/A	DEPARTMENT DIRECTOR

Members were appointed in October 2017.

RECIPROCITY

None.

ACCOMPLISHMENTS

- Began developing regulations for medical cannabis distributors, transporters, dispensaries and testing laboratories. In June 2017, the Bureau held eight regulatory hearings that allowed the public to provide in-person comments on proposed regulations. Hearings were held in Eureka, Sacramento, San Jose and Los Angeles. The Bureau also accepted written comments. The Bureau reviewed and analyzed these comments, the completed a summary of the comments with the Bureau's response, which was made available on the Bureau's website.

(Subsequently, a new bill passed that repealed the statute on which the regulations were based. The Bureau then developed new proposed emergency

regulations for medicinal emergency regulations for medicinal and adult-use cannabis to implement the Medicinal and Adult-Use Cannabis Regulation and Safety Act.)

- Worked with the Director to develop and implement the application process for the Cannabis Advisory Committee. This committee advises the Bureau and other cannabis licensing authorities regarding standards and regulations for commercial cannabis activity. More than 700 applications were received for the Cannabis Advisory Committee.

(The Cannabis Advisory Committee subsequently held its first meeting on November 16, 2017).

- The Bureau currently has 40 employees and was on track to hire and train dozens of new staff members necessary of its licensing and enforcement programs. The Bureau is mandated to begin licensing by January 1, 2018.

- Developed an online licensing system which will allow applicants to complete license applications and submit documentation electronically and more efficiently.

(The online licensing system subsequently launched on December 8, 2017.)

- Developed effective communication tools to keep the public and stakeholders informed, including a strong social media presence (approximately 6,600 Facebook followers and 3,000 Instagram followers), frequent email communication to the Bureau Listserv (more than 10,000 subscribers), and two websites, the Bureau of Cannabis Control website and the California Cannabis Portal.
- The Bureau worked to collect ordinances and points of contact from all local jurisdictions across the state (58 counties and 482 cities) to streamline the licensing process and keep up-to-date on the status of commercial cannabis activity for each local jurisdiction.

NEW LEGISLATION

**Extends through 2017*

- AB 133 (Assembly Budget Committee, Chapter 253, Statutes of 2017) makes a variety of substantive, clarifying, and technical changes to the Medicinal and Adult-Use Cannabis Regulation and Safety Act. The purpose of this bill is to eliminate statutory ambiguity and mitigate potential conflicts with regulations developed by cannabis licensing authorities.
- AB 1159 (Chiu, Chapter 530, Statutes of 2017) deems commercial cannabis activity conducted in compliance with state and local laws and regulations to be a lawful object of a contract, not against public policy, and not contrary to an express provision of law, any policy of express law, or good morals. This bill also explicitly provides that attorney-client privilege applies to legal services rendered in compliance with state and local laws on medicinal and adult-use cannabis.
- SB 94 (Senate Budget and Fiscal Review Committee, Chapter 27, Statutes of 2017) repeals the Medical Cannabis Regulation and Safety Act, thereby creating a uniform regulatory system applicable to both medicinal and adult-use cannabis. In order to accommodate the transition, this bill makes numerous substantive and technical changes to the Adult Use of Marijuana Act. Key provisions of this bill include, among many others, eliminating mandatory independent distribution, creating a

compliance monitor position and imposing auditing requirements, and transferring the licensing and regulatory authority of adult-use cannabis testing laboratories from the Department of Public Health to the Bureau of Cannabis Control. The purpose of this bill is to establish a comprehensive governance structure containing equitable standards for individuals and businesses operating in the medicinal and adult-use cannabis industry.

LICENSE REQUIREMENTS

License Requirements	Y/N?
DEGREE/PROFESSIONAL SCHOOLING	*
QUALIFYING EXPERIENCE (MAY INCLUDE EDUCATION)	*
EXAMINATION	*
CONTINUING EDUCATION/COMPETENCY	*
FINGERPRINT REQUIREMENT	*

*Licensure requirements will be established through emergency rulemaking by January 1, 2018.

FEES*

License Type/ Fee Type	Actual Fee	Statutory Limit
TYPE 8 - TESTING LABORATORY	\$20,000–\$90,000	SHALL NOT EXCEED REASONABLE REGULATORY COSTS
TYPE 10 - RETAILER - MEDICINAL	\$4,000–\$72,000	SHALL NOT EXCEED REASONABLE REGULATORY COSTS
TYPE 10 - RETAILER - ADULT-USE	\$4,000–\$72,000	SHALL NOT EXCEED REASONABLE REGULATORY COSTS
TYPE 11 DISTRIBUTOR - MEDICINAL	\$1,200–\$125,000	SHALL NOT EXCEED REASONABLE REGULATORY COSTS
TYPE 11 DISTRIBUTOR - ADULT-USE	\$1,200–\$125,000	SHALL NOT EXCEED REASONABLE REGULATORY COSTS
TYPE 12 MICROBUSINESS - MEDICINAL	\$5,000–\$120,000	SHALL NOT EXCEED REASONABLE REGULATORY COSTS
TYPE 12 MICROBUSINESS - ADULT-USE	\$5,000–\$120,000	SHALL NOT EXCEED REASONABLE REGULATORY COSTS
TYPE 13 DISTRIBUTOR TRANSPORT ONLY (SELF-DISTRIBUTION)	\$500–\$2,000	SHALL NOT EXCEED REASONABLE REGULATORY COSTS
TYPE 13 DISTRIBUTOR TRANSPORT ONLY	\$800–\$2,500	SHALL NOT EXCEED REASONABLE REGULATORY COSTS
TYPE 14 EVENT ORGANIZER	\$5,000–\$10,000	SHALL NOT EXCEED REASONABLE REGULATORY COSTS

CEMETERY AND FUNERAL BUREAU

Cemetery/Funeral

Licenses and regulates funeral establishments and funeral directors; embalmers and apprentices; cemetery brokers, sales people, and managers; cremated remains disposers, crematories, and crematory managers; and privately owned cemeteries in California.

STAFF:

22.5 civil servant positions
1 exempt

LICENSEES:

13,147

ADVISORY COMMITTEE
MEMBERSHIP:

3 public representatives
4 licensees

BUREAU STAFF:

Chief:

Lisa Moore
lisa.moore@dca.ca.gov

Field Operations Supervisor:
Sandra Patterson
sandra.patterson@dca.ca.gov

Program Operations Supervisor: Vacant

Staff Management Auditor:
David Edwards
david.edwards@dca.ca.gov

STRATEGIC PLAN ADOPTED:

2015

www.cfb.ca.gov



CEMETERY & FUNERAL
BUREAU

LAWS AND REGULATIONS:

Business and Professions Code §§ 7600 – 7746

Title 16, Division 12, California Code of Regulations §§ 1200 – 1291

Title 16, Division 23, California Code of Regulations §§ 2300 – 2390

Health and Safety Code §§ 7000 – 9677

Health and Safety Code §§ 102100 – 103800

Government Code §§ 27460 – 27530

Welfare and Institutions Code §§ 11150 – 11160, §§ 12150 – 12156, §§ 17400 – 17410

SUNSET REVIEW:

Last Review: 2015 Next Review: 2019

ADVISORY COMMITTEE:

Name	Appointment Expires	Appointment Type	Appointment Authority
CHRISTOPHER DONHOST	AUGUST 30, 2017	INDUSTRY	BUREAU CHIEF
DARIN DRABING	AUGUST 30, 2017	INDUSTRY	BUREAU CHIEF
JOLENA GRANDE	AUGUST 30, 2017	INDUSTRY	BUREAU CHIEF
TRACY HUGHES	AUGUST 30, 2017	PUBLIC	BUREAU CHIEF
MARAIA MANGINI	AUGUST 30, 2017	PUBLIC	BUREAU CHIEF
GERARD REINERT	AUGUST 30, 2017	INDUSTRY	BUREAU CHIEF
SUZETTE SHERMAN	AUGUST 30, 2017	PUBLIC	BUREAU CHIEF

RECIPROCIITY

None.

ACCOMPLISHMENTS

- Merged the Cemetery Fund and the Funeral Directors and Embalmers Fund into the Cemetery and Funeral Fund, pursuant to AB 180, effective July 1, 2016. The Bureau anticipates that the consolidation of the separate funds will help stabilize the fund, streamline administrative operation, and avoid duplicate work that was previously necessary for each program (such as separate reporting and maintenance of program functions related to budgeting, licensing reports, and enforcement functions).
- Continued its study on the sufficiency of endowment care funds for future maintenance of licensed cemeteries, pursuant to AB 180. A focus group of cemetery stakeholders was created, and the Bureau met with that group in August 2016 and continues to have discussions with that group on this important issue. The Bureau is beginning its draft report, with a final report due to the Legislature on January 1, 2018.
- Participated in several "Senior Scam Stopper" events to provide information to consumers on how to educate and protect themselves when purchasing preneed or at-need cemetery and funeral goods or services for either themselves or a loved one. Additionally, the Bureau Chief provided updates about Bureau activities, laws and regulations, legislation, and licensing and enforcement activity to licensees during presentations at the Cemetery and Mortuary Association of California, Association of California Cremationists, and the California Funeral Directors Association.
- Completed a fee study in November 2016 and is currently working with the Department's legislative and budget offices to prepare the necessary documents to pursue legislation to increase the maximum fees in statute, including appropriate application, licensing, and renewal fees, and annual trust report filing fees.

- Required cemeteries licensed by the Bureau to prepare annual endowment care fund and special care fund financial statements in accordance with generally accepted accounting principles (GAAP). These principles are a collection of commonly followed accounting rules and standards for financial reporting that help ensure financial reporting is transparent and consistent from one organization to another. Cemeteries are required to submit these financial statements to the Bureau along with annual reports showing such things as the amounts they have collected from consumers for cemetery maintenance along with how they have invested and used those funds. Funeral establishments are already required to annually report similar information (in GAAP) for funeral preneed trust accounts, and this change is consistent with the Bureau's efforts for uniformity among funeral and cemetery licensees.

NEW LEGISLATION

**Extends through 2017*

- AB 926 (Irwin, Chapter 750, Statutes of 2017) authorizes a cemetery authority, beginning January 1, 2020, to request the trustee of an endowment care fund to make distributions from the fund under the unitrust distribution method rather than the default net income distribution method. The bill establishes conditions under which a distribution from the fund could be made under the unitrust distribution method. Additionally, this bill increases the length of the extension that a cemetery authority may request for the submission of an annual report from 30 days to no more than nine months.
- AB 967 (Gloria, Chapter 846, Statutes of 2017) requires the Bureau, commencing July 1, 2020, to license and regulate hydrolysis facilities and create a certification for crematory managers who operate hydrolysis facilities. This bill enacts requirements applicable to hydrolysis facilities similar to those applicable to crematoriums. Additionally, applicants for hydrolysis facility licenses are required to provide the Bureau all permits from the State Department of Public Health, Department of Toxic Substances Control, and local jurisdictions regarding business operations and hydrolysate disposal.

CEMETERY AND FUNERAL BUREAU

- AB 1381 (Obernolte, Chapter 150, Statutes of 2017) requires a funeral establishment, instead of a funeral director, to submit an application to the Bureau if it wishes to have an apprentice embalmer at the establishment. Additionally, this bill authorizes the funeral establishment to have a trade embalmer, hired by the establishment on a case-by-case basis, for purposes of satisfying the apprentice embalmer application requirements.
- SB 547 (Hill, Chapter 429, Statutes of 2017) requires individuals employed by a licensed funeral establishment who consult with the family or representatives of a family of a deceased person to receive training once every three years instead of one time only, which results in demonstrated knowledge of all applicable federal and state laws, rules, and regulations including those provisions dealing with vital statistics, the coroner, anatomical gifts, and other laws, rules, and regulations pertaining to the duties of a funeral director.

LICENSE REQUIREMENTS

License Requirements	Y/N?
DEGREE/PROFESSIONAL SCHOOLING	Y
QUALIFYING EXPERIENCE (MAY INCLUDE EDUCATION)	Y
EXAMINATION	Y
CONTINUING EDUCATION/COMPETENCY	N
FINGERPRINT REQUIREMENT	Y

Business and Professions Code §§ 7615–7671.

FEES*

License Type/Fee Type	Actual Fee	Statutory Limit
CEMETERY SALESPERSON		
LICENSE FEE	\$30	\$30
ANNUAL RENEWAL FEE	\$25	\$25
FUNERAL DIRECTOR		
LICENSE FEE	\$200	\$200
EXAMINATION FEE	\$100	\$100
TOTAL INITIAL LICENSE FEE	\$300	N/A
ANNUAL RENEWAL FEE	\$200	\$200
EMBALMER		
APPLICATION/EXAM/LICENSE FEE	\$150	\$150
ANNUAL RENEWAL FEE	\$100	\$125

*The Program licenses additional categories that can be found in Title 16, Division 12, California Code of Regulations § 1257, Title 16, Division 23, California Code of Regulations §§ 2310–2324; Business and Professions Code §§ 7729, 7651, 7653, 7672.1, 7729.2–7729.8, 7729.10–7731, 7712.2, and 7721.9

Summary of Licensing Activity

Initial Licenses/Certificates/Permits			
TYPE	APPS RECEIVED	ISSUED	RENEWED
EMBALMER	52	54	1,586
FUNERAL DIRECTOR	138	273	2,200
FUNERAL ESTABLISHMENT	28	30	1,014
CERTIFICATE OF AUTHORITY (CEMETERY)	2	2	193
CREMATORY	8	8	219
CEMETERY MANAGER	17	11	294
CREMATORY MANAGER	32	16	486
CEMETERY BROKER/ ADDITIONAL BROKER	19	15	179
CEMETERY BRANCH BROKER	13	8	59
CEMETERY SALESPERSON	882	1,093	3,387
CREMATED REMAINS DISPOSER	76	67	138
APPRENTICE EMBALMER	25	23	N/A

Licensing Population by Type			
TYPE	CERTIFICATES/ PERMITS	LICENSES/ REGISTRATIONS	APPROVALS
EMBALMER	N/A	1,955	N/A
FUNERAL DIRECTOR	N/A	2,795	N/A
FUNERAL ESTABLISHMENT	N/A	1,062	N/A
CERTIFICATE OF AUTHORITY (CEMETERY)	N/A	195	N/A
CREMATORY	N/A	226	N/A
CEMETERY MANAGER	N/A	353	N/A
CREMATORY MANAGER	N/A	578	N/A

Licensing Population by Type Continued

CEMETERY BROKER/ ADDITIONAL BROKER	N/A	206	N/A
CEMETERY BRANCH BROKER	N/A	67	N/A
CEMETERY SALESPERSON	N/A	5,214	N/A
CREMATED REMAINS DISPOSER	N/A	211	N/A
APPRENTICE EMBALMER	N/A	285	N/A

Renewal and Continuing Education (CE)

TYPE	FREQUENCY OF RENEWAL	NUMBER CE HOURS REQUIRED EACH CYCLE
EMBALMER	ANNUALLY	N/A
FUNERAL DIRECTOR	ANNUALLY	N/A
FUNERAL ESTABLISHMENT	ANNUALLY	N/A
CERTIFICATE OF AUTHORITY (CEMETERY)	ANNUALLY	N/A
CREMATORY	ANNUALLY	N/A
CEMETERY MANAGER	ANNUALLY	N/A
CREMATORY MANAGER	ANNUALLY	N/A
CEMETERY BROKER/ ADDITIONAL BROKER	ANNUALLY	N/A
CEMETERY BRANCH BROKER	ANNUALLY	N/A
CEMETERY SALESPERSON	ANNUALLY	N/A
CREMATED REMAINS DISPOSER	ANNUALLY	N/A
APPRENTICE EMBALMER	ANNUALLY	N/A

Exams Results

EXAM TITLE	PASS	FAIL	TOTAL
EMBALMER	56	3	59
FUNERAL DIRECTOR	125	79	204
CEMETERY MANAGER	11	4	15
CREMATORY MANAGER	18	10	28
CEMETERY BROKER	6	2	8

Summary of Enforcement Activity

Consumer Complaints—Intake

689	RECEIVED
3	CLOSED WITHOUT REFERRAL FOR INVESTIGATION
686	REFERRED FOR INVESTIGATION
0	PENDING

Conviction/Arrest Notification Complaints

115	RECEIVED
115	CLOSED/REFERRED FOR INVESTIGATION
0	PENDING

Inspections

1,544

Investigations

801	OPENED
800	CLOSED
77	PENDING

Number of Days to Complete Intake and Investigations

689	UP TO 90 DAYS
104	91 TO 180 DAYS
7	181 DAYS TO 1 YEAR
0	1 TO 2 YEARS
0	2 TO 3 YEARS
0	OVER 3 YEARS
36	AVERAGE NUMBER OF DAYS TO COMPLETE INTAKE AND INVESTIGATIONS

Citations and Fines

152	ISSUED
94	ISSUED WITH A FINE
1	WITHDRAWN
0	DISMISSED
32	AVERAGE NUMBER OF DAYS TO ISSUE A CITATION AND FINE

Total Amount of Fines

\$68,602	ASSESSED
\$7,400	REDUCED
\$51,350	COLLECTED

CEMETERY AND FUNERAL BUREAU

Criminal/Civil Actions	
0	REFERRALS FOR CRIMINAL/CIVIL ACTION
0	CRIMINAL ACTIONS FILED
0	CIVIL ACTIONS FILED

Office of the Attorney General/Disciplinary Actions	
13	CASES OPENED/INITIATED
12	CASES CLOSED
10	CASES PENDING

Number of Days to Complete AG Cases	
3	1 YEAR
2	1 TO 2 YEARS
1	2 TO 3 YEARS
0	OVER 3 YEARS
562	AVERAGE NUMBER OF DAYS TO IMPOSE DISCIPLINE

Formal Actions Filed/Withdrawn/Dismissed	
1	STATEMENTS OF ISSUES FILED
7	ACCUSATIONS FILED
0	RESTRAINING/RESTRICTION/SUSPENSION ORDERS GRANTED
2	STATEMENTS OF ISSUES WITHDRAWN/DISMISSED
2	ACCUSATIONS WITHDRAWN/DISMISSED

Administrative Outcomes/Final Orders	
1	LICENSE APPLICATIONS DENIED
6	REVOCAION
1	SURRENDER OF LICENSE
1	PROBATION WITH SUSPENSION
0	SUSPENSION ONLY
1	PROBATION ONLY
2	PUBLIC REPRIMAND
0	OTHER DECISIONS

Petition for Modification or Termination of Probation	
0	GRANTED
0	DENIED
0	TOTAL

Petition for Reinstatement of Revoked License/Registration/Certification	
0	GRANTED
1	DENIED
1	TOTAL

Cost Recovery to DCA	
\$13,713	ORDERED
\$10,014	COLLECTED

Restitution to Consumers/Refunds/Savings	
\$0	RESTITUTION ORDERED
\$31,075	AMOUNT REFUNDED
\$11,912	REWORK AT NO CHARGE
\$1,605	ADJUSTMENTS/RETURNS/EXCHANGES
\$44,952	TOTAL SAVINGS ACHIEVED FOR CONSUMERS

Receipt of Complaint to Assignment to Investigator	
2	AVERAGE NUMBER OF DAYS

Investigations: Opening to Closing of Case	
34	AVERAGE NUMBER OF DAYS

Investigations: Closure of Investigation to Imposing Formal Discipline	
419	AVERAGE NUMBER OF DAYS

BOARD OF CHIROPRACTIC EXAMINERS

Chiropractic Examiners

Licenses and regulates chiropractors. Registers and certifies chiropractic corporations, referral services, and satellite offices.

STAFF:

18 civil servant positions
1 exempt

LICENSEES:

13,191

BOARD MEMBERSHIP:

2 public representatives
5 licensees

BOARD STAFF:

Executive Officer:

Robert Puleo

robert.puleo@dca.ca.gov

Assistant Executive Officer:

Vacant

Legislative Contact:

Marcus McCarther

marcus.mccarther@dca.ca.gov

STRATEGIC PLAN ADOPTED:

2016

www.chiro.ca.gov

LAWS AND REGULATIONS:

Business and Professions Code § 1000 – 1058

Title 16, Division 4, California Code of Regulations § 301 – 390.6

SUNSET REVIEW:

Last Review: 2017

Next Review: 2021

BOARD MEMBERS:

Name	Appointment Expires	Appointment Type	Appointment Authority
SERGIO AZZOLINO (SECRETARY)	FEBRUARY 10, 2020	PROFESSIONAL	GOVERNOR
HEATHER DEHN (PRESIDENT)	FEBRUARY 10, 2020	PROFESSIONAL	GOVERNOR
VACANT		PUBLIC	GOVERNOR
COREY LICHTMAN	FEBRUARY 10, 2020	PROFESSIONAL	GOVERNOR
DIONNE MCCLAIN	FEBRUARY 10, 2018	PROFESSIONAL	GOVERNOR
JOHN ROZA JR.	FEBRUARY 10, 2018	PROFESSIONAL	GOVERNOR
FRANK RUFFINO (VICE PRESIDENT)	NOVEMBER 3, 2020	PUBLIC	GOVERNOR



RECIPROCITY

Pursuant to Title 16, Division 4, California Code of Regulations § 323, to qualify for reciprocity, an applicant must meet the following:

- Graduation from a Board-approved chiropractic college, and completion of the minimum number of hours and subjects as required by California law at the time the applicant's license was issued.
- Equivalent successful examination in each of the subjects examined in California in the same year as the applicant was issued a license in the state from which he is applying.
- Hold a valid and up-to-date license from the state from which they are seeking reciprocity.
- The state from which they are licensed will reciprocate with California.
- Have completed five years of chiropractic practice.

ACCOMPLISHMENTS

- Completed its Sunset Review report and submitted it to the Senate Business, Professions and Economic Development Committee in June 2016. BCE testified at a hearing on February 27, 2017, and addressed concerns as well as submitted a written response with an explanation regarding the Legislature's concerns.
- With the help of DCA's Office of Strategic Organization, Leadership & Individual Development (SOLID), conducted a strategic planning session with input from stakeholders on July 28, 2016. This plan reflects BCE's continued commitment to work closely with stakeholders to meet its mission to protect the health, welfare, and safety of the public through licensure, education, and enforcement in chiropractic care. BCE adopted the 2017–2019 Strategic Plan in October 2016.
- DCA's Office of Professional Examination Services began conducting an occupational analysis (OA) in March 2016 to define the practice of chiropractic in California in terms of actual job tasks that new licensed chiropractors must be able to perform safely and competently. The results of the OA will serve as a catalyst to measure whether the licensing and professional examination reflects current practices.
- Commenced work with DCA's Office of Professional Examination Services on a Law and Ethics Written Examination Development workshop in March 2017. This workshop was organized to develop new

questions for the BCE's Law and Ethics Examination, review existing questions, construct one new version of the exam, and establish a passing score for the new version of the exam.

- With assistance from DCA's Office of Publications, Design and Editing, BCE developed A Consumer's Guide to Chiropractic Care, A Guide to the Chiropractic Profession, and a brochure about the Board of Chiropractic Examiners. These brochures were created in English and Spanish to fulfill BCE's 2014–2017 Strategic Plan public outreach goal, related to the education of consumers about chiropractic services.
- Improved its social media platforms (Facebook and Twitter) by engaging licensees and the public through dissemination of information related to BCE's role, new laws and regulations, and Board meetings and events. This came in the wake of the Executive Officer and staff meeting with DCA's Office of Public Affairs.
- The Board worked with the Office of Information Services Project Management Office to develop a Business Modernization Plan, which requires a complete business process review of the Board. With the assistance from DCA's SOLID Training Solutions the Board has mapped all of its current business processes to identify opportunities to streamline and automate program functions.

NEW LEGISLATION

**Extends through 2017*

- AB 1706 (Committee on Business and Professions, Chapter 454, Statutes of 2017) requires legislative review of the Board before January 1, 2022; extends the operation of the Speech-Language Pathology Audiology and Hearing Aid Dispensers Board (SLPAHADB), Physical Therapy Board of California (PTBC) and California Board of Occupational Therapy (CBOT) until 2022; and makes changes to the entities' practice acts intended to improve their efficiency and effectiveness.
- SB 547 (Hill, Chapter 429, Statutes of 2017) makes numerous noncontroversial and substantive changes to a number of boards and bureaus including the Board of Chiropractic Examiners. Specifically, this bill temporarily raises renewal fees for licensees to \$300 and will sunset on January 1, 2019. This bill also requires the Board of Chiropractic Examiners to submit a legislative report by July 1, 2018, regarding the status of their fee audit, an update on restructuring of their fees, and other related items.

LICENSE REQUIREMENTS

License Requirements	Y/N?
DEGREE/PROFESSIONAL SCHOOLING	Y
QUALIFYING EXPERIENCE (MAY INCLUDE EDUCATION)	Y
EXAMINATION	Y
CONTINUING EDUCATION/COMPETENCY	Y
FINGERPRINT REQUIREMENT	Y

Chiropractic Initiative Act of California §5 and California Code of Regulations, Title 16, Division 4, § 331.12.2, § 360.

FEES*

License Type/Fee Type	Actual Fee	Statutory Limit
CHIROPRACTOR		
APPLICATION FEE	\$100	\$100
LICENSURE FEE	\$100	\$100
TOTAL INITIAL LICENSURE FEE	\$200	N/A
ANNUAL RENEWAL FEE	\$300	\$300

*Additional fees may be required per Title 16, Division 4, California Code of Regulations § 321, § 370.

Summary of Licensing Activity

Initial Licenses/Certificates/Permits			
TYPE	APPS RECEIVED	ISSUED	RENEWED
DOCTOR OF CHIROPRACTIC	358	318	12,898
SATELLITE OFFICES	1,333	1,308	2,746
CHIROPRACTIC CORPORATIONS	114	100	1,323
REFERRAL SERVICES	0	0	N/A

Licensing Population by Type			
TYPE	CERTIFICATES/ PERMITS	LICENSES/ REGISTRATIONS	APPROVALS
DOCTOR OF CHIROPRACTIC	N/A	13,191	N/A
SATELLITE OFFICES	5,165	N/A	N/A
CHIROPRACTIC CORPORATIONS	2,431	N/A	N/A
REFERRAL SERVICES	34	N/A	N/A

Renewal and Continuing Education (CE)		
TYPE	FREQUENCY OF RENEWAL	NUMBER CE HOURS REQUIRED EACH CYCLE
DOCTOR OF CHIROPRACTIC	ANNUAL	24
SATELLITE OFFICES	ANNUAL	N/A
CHIROPRACTIC CORPORATIONS	ANNUAL	N/A
REFERRAL SERVICES	N/A	N/A

Exams Results			
EXAM TITLE	PASS	FAIL	TOTAL
CALIFORNIA LAW & PROFESSIONAL PRACTICE EXAMINATION	324	183	507

Summary of Enforcement Activity

Consumer Complaints—Intake	
497	RECEIVED
0	CLOSED WITHOUT REFERRAL FOR INVESTIGATION
495	REFERRED FOR INVESTIGATION
15	PENDING

Conviction/Arrest Notification Complaints	
62	RECEIVED
62	CLOSED/REFERRED FOR INVESTIGATION
0	PENDING

Inspections	
0	

Investigations	
495	OPENED
490	CLOSED
223	PENDING

Number of Days to Complete Intake and Investigations	
235	UP TO 90 DAYS
106	91 TO 180 DAYS
105	181 DAYS TO 1 YEAR
34	1 TO 2 YEARS
4	2 TO 3 YEARS
6	OVER 3 YEARS
134	AVERAGE NUMBER OF DAYS TO COMPLETE INTAKE AND INVESTIGATIONS

Citations and Fines

26	ISSUED
25	ISSUED WITH A FINE
14	WITHDRAWN
0	DISMISSED
263	AVERAGE NUMBER OF DAYS TO ISSUE A CITATION AND FINE

Total Amount of Fines

\$44,100	ASSESSED
\$3,400	REDUCED
\$24,750	COLLECTED

Criminal/Civil Actions

N/A	REFERRALS FOR CRIMINAL/CIVIL ACTION
N/A	CRIMINAL ACTIONS FILED
N/A	CIVIL ACTIONS FILED

Office of the Attorney General/Disciplinary Actions

47	CASES OPENED/INITIATED
58	CASES CLOSED
60	CASES PENDING

Number of Days to Complete AG Cases

25	1 YEAR
20	1 TO 2 YEARS
8	2 TO 3 YEARS
4	OVER 3 YEARS
910	AVERAGE NUMBER OF DAYS TO IMPOSE DISCIPLINE

Formal Actions Filed/Withdrawn/Dismissed

3	STATEMENTS OF ISSUES FILED
40	ACCUSATIONS FILED
12	RESTRAINING/RESTRICTION/SUSPENSION ORDERS GRANTED
0	STATEMENTS OF ISSUES WITHDRAWN/DISMISSED
6	ACCUSATIONS WITHDRAWN/DISMISSED

Administrative Outcomes/Final Orders

0	LICENSE APPLICATIONS DENIED
10	REVOCATION
14	SURRENDER OF LICENSE
5	PROBATION WITH SUSPENSION
0	SUSPENSION ONLY
11	PROBATION ONLY
1	PUBLIC REPRIMAND
7	OTHER DECISIONS

Petition for Modification or Termination of Probation

0	GRANTED
2	DENIED
2	TOTAL

Petition for Reinstatement of Revoked License/Registration/Certification

1	GRANTED
3	DENIED
4	TOTAL

Cost Recovery to DCA

\$90,047	ORDERED
\$93,074	COLLECTED

Restitution to Consumers/Refunds/Savings

0	RESTITUTION ORDERED
0	AMOUNT REFUNDED
0	REWORK AT NO CHARGE
0	ADJUSTMENTS/RETURNS/EXCHANGES
0	TOTAL SAVINGS ACHIEVED FOR CONSUMERS

Receipt of Complaint to Assignment to Investigator

15	AVERAGE NUMBER OF DAYS
-----------	------------------------

Investigations: Opening to Closing of Case

165	AVERAGE NUMBER OF DAYS
------------	------------------------

Investigations: Closure of Investigation to Imposing Formal Discipline

776	AVERAGE NUMBER OF DAYS
------------	------------------------

CONTRACTORS STATE LICENSE BOARD

Contractors

Licenses and regulates contractors in 44 classifications.

STAFF:

404.6 civil servant positions
1 exempt

LICENSEES:

305,611

BOARD MEMBERSHIP:

9 public members
6 professional members

BOARD STAFF:

Registrar:

David Fogt

david.fogt@cslb.ca.gov

Chief Deputy Registrar:

Tonya D. Corcoran

tonyad.corcoran@cslb.ca.gov

Legislative Contact:

Michael Jamnetski

michael.jamnetski@cslb.ca.gov

STRATEGIC PLAN ADOPTED:

2017

www.cslb.ca.gov



LAWS AND REGULATIONS:

Business and Professions Code §§ 7000 – 7199.7

California Code of Regulations, Title 16, Division 8, §§ 810 – 890

SUNSET REVIEW:

Last Review: 2015

Next Review: 2019

BOARD MEMBERS:

Name	Appointment Expires	Appointment Type	Appointment Authority
KEVIN ALBANESE (CHAIR)	JUNE 1, 2021	PROFESSIONAL	GOVERNOR
AGUSTIN "AUGIE" BELTRAN	JUNE 1, 2021	PUBLIC	SENATE RULES COMMITTEE
LINDA CLIFFORD	JUNE 1, 2018	PROFESSIONAL	GOVERNOR
DAVID DE LA TORRE	JUNE 1, 2020	PUBLIC	SPEAKER OF THE ASSEMBLY
DAVID DIAS	JUNE 1, 2020	PROFESSIONAL	GOVERNOR
SUSAN GRANZELLA	JUNE 1, 2020	PUBLIC	GOVERNOR
JOAN HANCOCK	JUNE 1, 2019	PROFESSIONAL	GOVERNOR
PASTOR HERRERA JR.	JUNE 1, 2018	PUBLIC	GOVERNOR
EDDIE LANG JR.	JUNE 1, 2018	PUBLIC	GOVERNOR
MICHAEL LAYTON	JUNE 1, 2020	PUBLIC	SPEAKER OF THE ASSEMBLY
MARLO RICHARDSON (VICE CHAIR)	JUNE 1, 2020	PUBLIC	GOVERNOR
FRANK SCHETTER	JUNE 1, 2019	PROFESSIONAL	GOVERNOR
JOHNNY SIMPSON (SECRETARY)	JUNE 1, 2019	PUBLIC	SENATE RULES COMMITTEE
NANCY SPRINGER	JUNE 1, 2021	PUBLIC	GOVERNOR
VACANT		PROFESSIONAL	GOVERNOR

RECIPROCIITY

Pursuant to Business and Profession Code §7065.4, the Board has reciprocity agreements in place with Arizona, Nevada, and Utah. Reciprocity requirements are the same for these states:

- The contractor must be applying for a license in a classification that appears on that state's Reciprocal Classifications List.
- The contractor must have held an active license in good standing in one of the reciprocal states for the previous five years.
- The contractor must submit to the Board the Request for Verification of License form that is completed by the licensing entity under which he or she is already licensed.
- The contractor must complete the Application for Original Contractor's License.
- The Certification of Work Experience form 13A-11 must be used to report and confirm the journey-level work experience for the previous five years.

If the Board grants reciprocity to a contractor, it can waive the trade portion of the examination (the contractor still must take the business law exam section); however, the Board retains the right to require the exam.

ACCOMPLISHMENTS

- Joined with other state and local agencies at Local Assistance Centers to offer recovery assistance and information to affected property owners in the aftermath of drought-driven wildfires and flooding from winter rains throughout the state, and conducted sweeps of these areas to warn off unlicensed contractors. Fifteen CSLB staff volunteered to work at the centers.
- Conducted 78 Senior Scam Stoppers forums and on June 16, 2017, held the 600th seminar since the program began in 1999. These seminars, offered throughout the state, are coordinated with state and local elected officials and agencies, as well as law enforcement and community-based organizations, and provide information about construction-related scams and how seniors can protect themselves when hiring a contractor. Also conducted 75 Consumer Scam Stoppers and other outreach events geared toward the public.
- Provided assistance to military veterans seeking licensure by referring such individuals to specially trained staff to assist with transferable military training and experience, and expedited processing for 579 applicants.
- Released 10 interactive smart forms that are fully ADA-compliant and that can be completed on the CSLB website. These will help reduce the number of incomplete forms returned to applicants for correction. An additional nine interactive forms are in development.
- Participated in a Spanish-language licensing workshop hosted by the Consulate General of Mexico in Los Angeles for nearly 150 attendees. A CSLB board member and staff provided an overview of the contractor licensing requirements and answered questions from the audience. Developed a program to conduct licensing workshops at day labor centers throughout California.
- In response to consumer complaints in the growing solar industry, CSLB initiated cooperative actions with other state agencies, including the California Energy Commission and the Public Utilities Commission, as well as the California Solar Energy Industries Association. CSLB shared enforcement and outreach strategies with other states, and created a new page on solar for the CSLB website to help consumers make informed decisions. In addition, former Registrar Cindi Christenson chaired a Solar Energy Ad Hoc Committee for the National Association of State Contractor Licensing Agencies (NASCLA).
- Developed two well-received training courses for all CSLB employees. The Career Consulting course covers how to apply for jobs via the CalHR website, complete an application package, and prepare for an interview, as well as how to maximize one's potential in state service. The Security and Safety Awareness class covers personal and office security issues, workplace violence, emergency preparedness, active shooter incidents, and effective ways to react to threats.
- Produced or co-produced nine webcasts; distributed 38 press releases; responded to 179 media inquiries, and expanded CSLB's social media presence to include Facebook, Twitter, Instagram, YouTube, Periscope, LinkedIn, and Flickr. Expanded Email Alert feature to include current CSLB job openings. The combined database for all Email Alerts grew to more than 173,000.

- Successfully implemented the July 1, 2017, fee increase. This involved updating multiple licensing forms, e-Payment kiosk programs, CSLB webpages, and the TEALE system. In addition, CSLB conducted outreach to licensees, applicants, and contractor schools.
- The Statewide Investigative Fraud Team responded to 1,496 leads, 20 percent of which led to legal actions, and conducted 86 stings that resulted in the issuance of 655 Notices to Appear in criminal court.
- CSLB completed 19,390 investigations; settled 2,996 cases; took 4,405 legal actions; and secured \$18,669,925 in ordered consumer restitution.

NEW LEGISLATION

**Extends through 2017*

- AB 1070 (Gonzalez Fletcher, Chapter 662, Statutes of 2017) requires the Contractors State License Board (Board) to develop, on or before July 1, 2018, and in consultation with the Public Utilities Commission (Commission), a “solar energy system disclosure document,” (disclosure) that solar energy companies must distribute to residential customers of existing housing prior to the sale, lease, or financing of a solar energy system. The Board would be required to make the disclosure available online, field complaints and consumer questions about solar energy systems, and submit an annual report to the Legislature beginning January 1, 2019.
- AB 1357 (Chu, Chapter 508, Statutes of 2017) specifies criteria that C-39 Roofing Contractors licensed by the Board must meet in order to perform repairs on a roof that was inspected by another employee of the same company.
- SB 486 (Monning, Chapter 308, Statutes of 2017) authorizes the Board to issue a letter of admonishment in lieu of a citation for minor violations of the Contractors State License Law that could lead to license denial, suspension, or revocation. The letter of admonishment shall be issued after the Board completes an investigation and finds evidence to support the licensee has committed a violation, include detailed information about the violation, and grant the licensee 30 days in which to respond or come into compliance. This bill also establishes an informal appeals process. Once the action is considered final, disposition of the letter of admonishment shall be posted on the Board’s online licensee lookup for one year.

- SB 800 (Committee on Business, Professions and Economic Development, Chapter 573, Statutes of 2017) makes technical, nonsubstantive amendments to the Contractors State License Law regarding license number reassignment.

LICENSE REQUIREMENTS

License Requirements	Y/N?
DEGREE/PROFESSIONAL SCHOOLING	N
QUALIFYING EXPERIENCE (MAY INCLUDE EDUCATION)	Y
EXAMINATION	Y
CONTINUING EDUCATION/COMPETENCY	N
FINGERPRINT REQUIREMENT	Y

Business and Professions Code §§ 7065–7077, Title 16, California Code of Regulations, Division 8, § 825.

FEES*

License Type/Fee Type	Actual Fee	Statutory Limit
APPLICATION FEE (INCLUDES EXAM FEE)	\$330	\$375
INITIAL LICENSURE FEE	\$200	\$225
TOTAL INITIAL LICENSE FEES	\$530	\$600
ADDITIONAL CLASSIFICATION FEE	\$75	\$85
BIENNIAL RENEWAL FEE	\$400	\$450

*Some additional fees may be required per Business & Professions Code § 7137.

Summary of Licensing Activity

Initial Licenses/Certificates/Permits			
TYPE	APPS RECEIVED	ISSUED	RENEWED
ORIGINAL CONTRACTORS LICENSE	22,075	15,363	120,259
HOME IMPROVEMENT SALESMAN REGISTRATION	9,780	5,407	3,457

Licensing Population by Type			
TYPE	CERTIFICATES/ PERMITS	LICENSES/ REGISTRATIONS	APPROVALS
ORIGINAL CONTRACTORS LICENSE	3,875	284,273	N/A
HOME IMPROVEMENT SALESMAN REGISTRATION	N/A	17,463	N/A

Renewal and Continuing Education (CE)		
TYPE	FREQUENCY OF RENEWAL	NUMBER CE HOURS REQUIRED EACH CYCLE
ORIGINAL CONTRACTORS LICENSE	EVERY 2 YEARS	N/A
HOME IMPROVEMENT SALESMAN REGISTRATION	EVERY 2 YEARS	N/A

Exams Results				
EXAM TITLE	PASS	FAIL	TOTAL	
LAW AND BUSINESS	9,805	8,842	18,647	
GENERAL ENGINEERING (A)	504	298	802	
GENERAL CONTRACTOR (B)	3,463	4,850	8,313	
ASBESTOS CERTIFICATION	14	18	32	
HAZARDOUS CERTIFICATION	53	40	93	
INSULATION AND ACOUSTICAL (C-2)	51	55	106	
BOILER, HOT-WATER HEATING AND STEAM FITTING (C-4)	26	19	45	
FRAMING AND ROUGH CARPENTRY (C-5)	70	90	160	
CABINET, MILLWORK AND FINISH CARPENTRY (C-6)	213	284	497	
LOW VOLTAGE SYSTEMS (C-7)	245	220	465	
CONCRETE (C-8)	255	367	622	
DRYWALL (C-9)	116	300	416	
ELECTRICAL (C-10)	1,025	883	1,908	
ELEVATORS (C-11)	13	27	40	
EARTHWORK AND PAVING (C-12)	87	99	186	
FENCING (C-13)	99	92	191	
FLOORING (C-15)	305	339	644	
FIRE PROTECTION (C-16)	73	135	208	
GLAZING (C-17)	139	135	274	
WARM-AIR HEATING, VENTILATING AND AIR CONDITIONING (C-20)	474	585	1,059	
BUILDING MOVING/DEMOLITION (C-21)	79	61	140	
ASBESTOS ABATEMENT (C-22)	64	35	99	
ORNAMENTAL METAL (C-23)	32	76	108	
LANDSCAPING (C-27)	438	934	1,372	
LOCK AND SECURITY EQUIPMENT (C-28)	23	62	85	
MASONRY (C-29)	78	160	238	
CONSTRUCTION ZONE TRAFFIC CONTROL (C-31)	29	29	58	
PARKING AND HIGHWAY IMPROVEMENT (C-32)	12	28	40	
PAINTING AND DECORATING (C-33)	705	946	1,651	

Exams Results Continued

PIPELINE (C-34)	18	10	28
LATHING AND PLASTERING (C-35)	74	113	187
PLUMBING (C-36)	687	610	1,297
REFRIGERATION (C-38)	57	37	94
ROOFING (C-39)	230	327	557
SANITATION SYSTEM (C-42)	29	58	87
SHEETING METAL (C-43)	30	40	70
SIGN (C-45)	35	35	70
SOLAR (C-46)	86	142	228
MANUFACTURED HOUSING (C-47)	15	33	48
REINFORCING STEEL (C-50)	14	41	55
STRUCTURAL STEEL (C-51)	81	74	155
SWIMMING POOL (C-53)	106	158	264
TILE (C-54)	270	458	728
WATER CONDITIONING (C-55)	14	5	19
WELL DRILLING (C-57)	29	25	54
WELDING (C-60)	60	71	131
TOTAL	20,325	22,246	42,571

Summary of Enforcement Activity

Consumer Complaints—Intake	
17,815	RECEIVED
158	CLOSED WITHOUT REFERRAL FOR INVESTIGATION
17,657	REFERRED FOR INVESTIGATION
1,694	PENDING

Conviction/Arrest Notification Complaints	
1,060	RECEIVED
1,139	CLOSED/REFERRED FOR INVESTIGATION
133	PENDING

Inspections	
N/A	

Investigations	
18,875	OPENED
19,390	CLOSED
4,601	PENDING

Number of Days to Complete Intake and Investigations

13,723	UP TO 90 DAYS
2,829	91 TO 180 DAYS
2,687	181 DAYS TO 1 YEAR
142	1 TO 2 YEARS
5	2 TO 3 YEARS
4	OVER 3 YEARS
81.5	AVERAGE NUMBER OF DAYS TO COMPLETE INTAKE AND INVESTIGATIONS

Citations and Fines

2,005	ISSUED
2,005	ISSUED WITH A FINE
39	WITHDRAWN
6	DISMISSED
168.8	AVERAGE NUMBER OF DAYS TO ISSUE A CITATION AND FINE

Total Amount of Fines

\$4,286,600	ASSESSED
\$595,439	REDUCED
\$2,167,110	COLLECTED

Criminal/Civil Actions

1,688	REFERRALS FOR CRIMINAL/CIVIL ACTION
N/A	CRIMINAL ACTIONS FILED
N/A	CIVIL ACTIONS FILED

Office of the Attorney General/Disciplinary Actions

571	CASES OPENED/INITIATED
417	CASES CLOSED
646	CASES PENDING

Number of Days to Complete AG Cases

185	1 YEAR
176	1 TO 2 YEARS
42	2 TO 3 YEARS
14	OVER 3 YEARS
765	AVERAGE NUMBER OF DAYS TO IMPOSE DISCIPLINE

Formal Actions Filed/Withdrawn/Dismissed

43	STATEMENTS OF ISSUES FILED
304	ACCUSATIONS FILED
0	RESTRAINING/RESTRICTION/SUSPENSION ORDERS GRANTED
6	STATEMENTS OF ISSUES WITHDRAWN/DISMISSED
16	ACCUSATIONS WITHDRAWN/DISMISSED

Administrative Outcomes/Final Orders

73	LICENSE APPLICATIONS DENIED
258	REVOCAION
0	SURRENDER OF LICENSE
0	PROBATION WITH SUSPENSION
30	SUSPENSION ONLY
91	PROBATION ONLY
3	PUBLIC REPRIMAND
78	OTHER DECISIONS

Petition for Modification or Termination of Probation

0	GRANTED
0	DENIED
0	TOTAL

Petition for Reinstatement of Revoked License/Registration/Certification

N/A	GRANTED
N/A	DENIED
N/A	TOTAL

Cost Recovery to DCA

\$1,417,036	ORDERED
\$381,736	COLLECTED

Restitution to Consumers/Refunds/Savings

\$1,888,978	RESTITUTION ORDERED
\$44,632,901	AMOUNT REFUNDED
\$851,239	REWORK AT NO CHARGE
N/A	ADJUSTMENTS/RETURNS/EXCHANGES
\$47,373,118	TOTAL SAVINGS ACHIEVED FOR CONSUMERS

Receipt of Complaint to Assignment to Investigator

1	AVERAGE NUMBER OF DAYS
----------	------------------------

Investigations: Opening to Closing of Case

82	AVERAGE NUMBER OF DAYS
-----------	------------------------

Investigations: Closure of Investigation to Imposing Formal Discipline

765	AVERAGE NUMBER OF DAYS
------------	------------------------

Court Reporters

Licenses and regulates certified shorthand reporters, also known as court reporters, and oversees California’s schools of court reporting. Also manages the Transcript Reimbursement Fund, which reimburses costs of transcripts for low-income litigants.

STAFF:

3.5 civil servant positions
1 exempt

LICENSEES:

6,687

BOARD MEMBERSHIP:

3 public representatives
2 licensees

BOARD STAFF:

Executive Officer:
Yvonne Fenner
yvonne.fenner@dca.ca.gov

Legislative Contact:
Yvonne Fenner
yvonne.fenner@dca.ca.gov

STRATEGIC PLAN ADOPTED:

2015

www.courtreportersboard.ca.gov



COURT REPORTERS BOARD
OF CALIFORNIA

LAWS AND REGULATIONS:

Business and Professions Code §§ 8000 – 8047

Title 16, Division 24, California Code of Regulations §§ 2400 – 2481

SUNSET REVIEW:

Last Review: 2016 Next Review: 2019

BOARD MEMBERS:

Name	Appointment Expires	Appointment Type	Appointment Authority
DAVINA HURT (CHAIR)	JUNE 1, 2019	PUBLIC	SPEAKER OF THE ASSEMBLY
ROSALIE KRAMM	JUNE 1, 2021	PROFESSIONAL	GOVERNOR
ELIZABETH LASENSKY (VICE CHAIR)	JUNE 1, 2019	PUBLIC	SENATE RULES COMMITTEE
CARRIE J. NOCELLA	JUNE 1, 2020	PUBLIC	GOVERNOR
TONI O'NEILL	JUNE 1, 2021	PROFESSIONAL	GOVERNOR

RECIPROCITY

None.

ACCOMPLISHMENTS

- Went through the sunset review process, culminating in AB 2192 being signed by Governor Brown on September 24, 2016, extending the sunset date of the Board to January 1, 2020. This will allow the Board to continue in its consumer protection role.
- The same legislation also extended the sunset date for the Transcript Reimbursement Fund (TRF) to January 1, 2020. The TRF, established by the Legislature in 1981 and financed through license renewal fees, provides transcript reimbursement costs to qualified indigent litigants.
- Additionally, the bill increased the total amount available to pro per litigants via the TRF's Pro Per Program from \$30,000 per year to \$75,000 per year. This more than doubles the number of pro per litigants that can receive help getting transcripts necessary to their lawsuits. A part-time staff person was added, allowing the Board to eliminate a backlog of Pro Per Program applications.
- The third part of the bill increased the license fee cap from \$125 to \$250, which will allow the Board to maintain a stable financial position for funding the TRF as well as licensing and enforcement activities.
- Conducted two on-site court reporting program reviews in Northern California, of one private school and one public school. The reviews allow the Board to ensure schools are meeting the standards set out in the curriculum regulations.
- Created a task force to explore the feasibility and advisability of offering the skills portion of the license exam online rather than the traditional live dictation. Benefits to an online license exam include better quality dictation as all human mistakes can be edited out, including inconsistent speeds, as well as saving travel and hotel costs for candidates.

NEW LEGISLATION

**Extends through 2017*

- AB 976 (Berman, Chapter 319, Statutes of 2017) expands the use of permissive and mandatory electronic filing and service in civil courts as well as in criminal, probate, and juvenile courts. This bill also provides the rules governing the processes, the timing, and the safeguards that must be in place.
- AB 1285 (Gipson, Chapter 209, Statutes of 2017) prohibits the Department of Alcoholic Beverage Control from creating an official record of any administrative hearing by videographic recording and provides that this type of recording is inadmissible in any specified proceeding, including those before the Appeals Board of the Department of Alcoholic Beverage Control.
- AB 1450 (Oberholte, Chapter 532, Statutes of 2017) requires official reporters or official reporter pro tempores to deliver transcripts in electronic form, in compliance with the California Rules of Court, to any court, party, or person entitled to the transcript unless specified conditions are met. This bill does not apply to deposition transcripts, and provides a five-year grace period for courts and reporters to modernize their equipment and technical abilities.

LICENSE REQUIREMENTS

License Requirements	Y/N?
DEGREE/PROFESSIONAL SCHOOLING	Y
QUALIFYING EXPERIENCE (MAY INCLUDE EDUCATION)	Y
EXAMINATION	Y
CONTINUING EDUCATION/COMPETENCY	N
FINGERPRINT REQUIREMENT	Y

Business and Professions Code § 8020.

FEES*

License Type/Fee Type	Actual Fee	Statutory Limit
APPLICATION FEE	\$40	\$40
INITIAL LICENSURE FEE	\$125	\$250
TOTAL INITIAL LICENSE FEES	\$165	N/A
ANNUAL RENEWAL FEE	\$125	\$250

*Additional fees may be required per Business and Professions Code § 8031.

Summary of Licensing Activity

Initial Licenses/Certificates/Permits			
TYPE	APPS RECEIVED	ISSUED	RENEWED
CSR	76	75	6,612

Licensing Population by Type			
TYPE	CERTIFICATES/ PERMITS	LICENSES/ REGISTRATIONS	APPROVALS
CSR	N/A	6,687	N/A

Renewal and Continuing Education (CE)		
TYPE	FREQUENCY OF RENEWAL	NUMBER CE HOURS REQUIRED EACH CYCLE
CSR	ANNUALLY	N/A

Exams Results			
EXAM TITLE	PASS	FAIL	TOTAL
ENGLISH	122	86	208
PROFESSIONAL PRACTICE	128	71	199
DICTATION*	71	465	536

* January dictation only open for unsuccessful candidates from Nov. 2016.

Summary of Enforcement Activity

Consumer Complaints—Intake	
89	RECEIVED
0	CLOSED WITHOUT REFERRAL FOR INVESTIGATION
89	REFERRED FOR INVESTIGATION
0	PENDING

Conviction/Arrest Notification Complaints	
3	RECEIVED
3	CLOSED/REFERRED FOR INVESTIGATION
0	PENDING

Inspections	
N/A	

Investigations	
89	OPENED
64	CLOSED
49	PENDING

Number of Days to Complete Intake and Investigations	
47	UP TO 90 DAYS
16	91 TO 180 DAYS
1	181 DAYS TO 1 YEAR
0	1 TO 2 YEARS
0	2 TO 3 YEARS
0	OVER 3 YEARS
64	AVERAGE NUMBER OF DAYS TO COMPLETE INTAKE AND INVESTIGATIONS

Citations and Fines	
16	ISSUED
16	ISSUED WITH A FINE
0	WITHDRAWN
0	DISMISSED
81	AVERAGE NUMBER OF DAYS TO ISSUE A CITATION AND FINE

Total Amount of Fines	
\$16,750	ASSESSED
\$1,500	REDUCED
\$13,985	COLLECTED

Criminal/Civil Actions

0	REFERRALS FOR CRIMINAL/CIVIL ACTION
0	CRIMINAL ACTIONS FILED
0	CIVIL ACTIONS FILED

Office of the Attorney General/Disciplinary Actions

2	CASES OPENED/INITIATED
10	CASES CLOSED
2	CASES PENDING

Number of Days to Complete AG Cases

4	1 YEAR
5	1 TO 2 YEARS
1	2 TO 3 YEARS
0	OVER 3 YEARS
488	AVERAGE NUMBER OF DAYS TO IMPOSE DISCIPLINE

Formal Actions Filed/Withdrawn/Dismissed

2	STATEMENTS OF ISSUES FILED
4	ACCUSATIONS FILED
0	RESTRAINING/RESTRICTION/SUSPENSION ORDERS GRANTED
0	STATEMENTS OF ISSUES WITHDRAWN/DISMISSED
0	ACCUSATIONS WITHDRAWN/DISMISSED

Administrative Outcomes/Final Orders

0	LICENSE APPLICATIONS DENIED
1	REVOCAION
1	SURRENDER OF LICENSE
0	PROBATION WITH SUSPENSION
0	SUSPENSION ONLY
8	PROBATION ONLY
0	PUBLIC REPRIMAND
0	OTHER DECISIONS

Petition for Modification or Termination of Probation

0	GRANTED
0	DENIED
0	TOTAL

Petition for Reinstatement of Revoked License/Registration/Certification

0	GRANTED
0	DENIED
0	TOTAL

Cost Recovery to DCA

\$7,382	ORDERED
\$9,291	COLLECTED

Restitution to Consumers/Refunds/Savings

\$0	RESTITUTION ORDERED
\$1,991.90	AMOUNT REFUNDED
\$0	REWORK AT NO CHARGE
\$0	ADJUSTMENTS/RETURNS/EXCHANGES
\$1,991.90	TOTAL SAVINGS ACHIEVED FOR CONSUMERS

Receipt of Complaint to Assignment to Investigator

1	AVERAGE NUMBER OF DAYS
----------	------------------------

Investigations: Opening to Closing of Case

64	AVERAGE NUMBER OF DAYS
-----------	------------------------

Investigations: Close of Investigation to Formal Closing Discipline

431	AVERAGE NUMBER OF DAYS
------------	------------------------

DENTAL BOARD OF CALIFORNIA

Dentistry

Licenses and regulates dentists, registered dental assistants, registered dental assistants in extended functions, and holders of orthodontic assistant and dental sedation assistant permits.

STAFF:

73.3 civil servant positions
1 exempt

PERMITS:

18,355

BOARD MEMBERSHIP:

5 public representatives
10 dental professionals

BOARD STAFF:

Executive Officer:
Karen Fischer
karen.fischer@dca.ca.gov


Assistant Executive Officer:
Sarah Wallace
sarah.wallace@dca.ca.gov

Legislative Contact:
Allison Viramontes
allison.viramontes@dca.ca.gov

STRATEGIC PLAN ADOPTED:

2016

www.dbc.ca.gov



LAWS AND REGULATIONS:

Business and Professions Code §§ 160 – 1808, §§ 1970 – 1976
Title 16, Division 10, California Code of Regulations §§ 1000 – 1087

SUNSET REVIEW:

Last Review: 2015 **Next Review: 2019**

BOARD MEMBERS:

Name	Appointment Expires	Appointment Type	Appointment Authority
FRAN BURTON, MSW	JANUARY 1, 2021	PUBLIC	SENATE RULES COMMITTEE
STEVEN CHAN, DDS	JANUARY 1, 2020	PROFESSIONAL	GOVERNOR
YVETTE CHAPPELL-INGRAM, MPA	JANUARY 1, 2020	PUBLIC	GOVERNOR
JUDITH FORSYTHE, RDA	JANUARY 1, 2017	PROFESSIONAL	GOVERNOR
KATHLEEN KING	JANUARY 1, 2018	PUBLIC	GOVERNOR
ROSS LAI, DDS	JANUARY 1, 2021	PROFESSIONAL	GOVERNOR
HUONG LE, DDS, M.A.	JANUARY 1, 2019	PROFESSIONAL	GOVERNOR
MEREDITH MCKENZIE, ESQ.	JANUARY 1, 2020	PUBLIC	GOVERNOR
ABIGAIL MEDINA	JANUARY 1, 2021	PUBLIC	SPEAKER OF THE ASSEMBLY
STEVEN MORROW, DDS, M.S.	JANUARY 1, 2018	PROFESSIONAL	GOVERNOR
THOMAS STEWART, DDS (VICE PRESIDENT)	JANUARY 1, 2021	PROFESSIONAL	GOVERNOR
BRUCE L. WHITCHER, DDS (PRESIDENT)	JANUARY 1, 2019	PROFESSIONAL	GOVERNOR
VACANT		PROFESSIONAL	GOVERNOR
VACANT		PROFESSIONAL	GOVERNOR
VACANT		PROFESSIONAL	GOVERNOR

RECIPROCITY

The Dental Board of California accepts out-of-state dental licenses in good standing. The requirements to obtain a dental license by credential include, but are not limited to:

Dentists

- A completed application and payment of all fees.
- A current license issued by another state to practice dentistry that is not revoked, suspended, or otherwise restricted.
- Proof that the applicant has either been in active clinical practice or has been a full-time faculty member in an accredited dental education program and in active clinical practice for a total of at least 5,000 hours in five of the seven consecutive years immediately preceding the date of his or her application.
- Residency – Maximum of two years of clinical practice credit allowed for a residency training program accredited by the American Dental Association, Commission on Dental Accreditation. With two years of clinical practice, or a completed residency, the remainder of the five-year requirement may be fulfilled with a contract to teach or to practice in settings specified in Business and Professions Code § 1635.5(a)(3)(B), § 1635.5(a)(3)(C).
- The applicant may not have failed the California licensure exam or the Western Regional Examining Board (WREB) clinical exam within the last five years. A letter from WREB stating that the applicant has not failed the WREB exam must be submitted as proof.
- Fifty units of continuing education in the last two years, including current mandatory courses.

Registered Dental Assistants

- Reciprocity is not offered to practice as a Registered Dental Assistant (RDA) in California.

ACCOMPLISHMENTS

- Completed the Pediatric Anesthesia Study regarding whether California's present laws, regulations, and policies are sufficient to provide protection of pediatric patients during dental sedation and anesthesia. The Board held four meetings to discuss this issue and took public comment at each meeting. While the Board concluded that California's present laws, regulations, and policies are sufficient to provide protection of pediatric patients during dental sedation, it recommended enhancements to current statutes and regulations to provide an even greater level of public protection. The study and the Board's recommendation can be found on the Board's website (www.dbc.ca.gov).
- Adopted the 2017–2020 Strategic Plan on December 1, 2016. This plan will assist in achieving the Board's mission, vision, and values. The Strategic Plan was developed by Board members and Board management staff. They used feedback from stakeholders, Board members and Board staff to help develop the plan. There were seven goals developed to assist the Board in carrying out its mission. The Strategic Plan can be found on the Board's website.
- The Nicolae Testemitanu State University of Medicine and Pharmacy of the Republic of Moldova received a two-year provisional approval. This approval allows graduates to meet the educational requirement for a California dental license. A site evaluation was conducted at this location to ensure that dental students who complete their dental curriculum are held to the same educational standards as those required in the United States. This is the second foreign dental school to be approved by the Board.
- Supervising Investigator Carlos Alvarez was appointed as Chief of Enforcement for the Board on April 17, 2017. He has worked for the Board for five years and has held the positions of Investigator and Supervising Investigator.
- Conducted numerous enforcement presentations to local dental societies, graduating seniors of various dental programs, as well as maintaining a yearly booth at the California Dental Association convention. The purpose of these presentations is promoting awareness, guidance, and educational outreach to the dental community.

NEW LEGISLATION

**Extends through 2017*

- AB 1277 (Daly, Chapter 413, Statutes of 2017) requires the Board to adopt regulations consistent with the recommendations from the Centers for Disease Control and Prevention relating to infection prevention in a dental healthcare setting. This bill would also authorize the Board to utilize the Office of Administrative Law’s emergency rulemaking process to expedite implementation of these or any related regulations. This bill also clarifies that any new regulations resulting from this bill would only be for regulating licensed dentists, not to regulate water districts.
- AB 1707 (Low, Chapter 174, Statutes of 2017) extends the Board’s authority to suspend the registered dental assistant practical examination from July 1, 2017, to January 1, 2020, or until the Board determines an alternative way to measure competency, whichever occurs first.

LICENSE REQUIREMENTS

License Requirements	Y/N?
DEGREE/PROFESSIONAL SCHOOLING	Y*
QUALIFYING EXPERIENCE (MAY INCLUDE EDUCATION)	Y
EXAMINATION	Y
CONTINUING EDUCATION/COMPETENCY	Y
FINGERPRINT REQUIREMENT	Y

Business and Professions Code §§ 160–1808, §§ 1970–1976.

*Does not apply for License Type: Registered Dental Assistant.

FEES*

License Type/Fee Type	Actual Fee	Statutory Limit
DENTIST LICENSURE BY WREB’ EXAMINATION		
APPLICATION FEE	\$100	\$1,000
INITIAL LICENSURE FEE ²	\$525	\$650
DENTAL LAW AND ETHICS EXAM	\$23	SET BY PSI ³
WREB EXAMINATION	\$2,185 – \$2,420	SET BY WREB
TOTAL INITIAL LICENSE FEE	\$2,833 – \$3,068	N/A
BIENNIAL RENEWAL FEE	525*	\$650
DENTIST LICENSURE BY PORTFOLIO APPLICATION		
INITIAL LICENSE FEE	\$525	\$650
PORTFOLIO EXAMINATION FEE	\$350	\$1,500
DENTAL LAW AND ETHICS EXAM	\$23	SET BY PSI
TOTAL INITIAL LICENSE FEE	\$898	N/A
BIENNIAL RENEWAL FEE	\$525	\$650**
DENTIST LICENSURE BY RESIDENCY		
APPLICATION FEE	\$100	\$1,000
INITIAL LICENSURE FEE	\$525	\$650
DENTAL LAW AND ETHICS EXAM	\$23	SET BY PSI
TOTAL INITIAL LICENSE FEE	\$648	N/A
BIENNIAL RENEWAL FEE	\$525	\$650
DENTIST LICENSURE BY CREDENTIAL		
INITIAL LICENSURE FEE	\$525	\$650
LICENSURE BY CREDENTIAL FEE	\$283	ESTABLISHED BY BOARD
TOTAL INITIAL LICENSE FEE	\$808	N/A
BIENNIAL RENEWAL FEE	\$525**	\$650
REGISTERED DENTAL ASSISTANT		
APPLICATION FEE	\$20	\$200
PRACTICAL EXAMINATION FEE	\$60	ACTUAL COST OF EXAM
CALIFORNIA LAW AND ETHICS EXAM	\$23	ACTUAL COST OF EXAM SET BY PSI
TOTAL INITIAL LICENSE FEE	\$146	N/A
BIENNIAL RENEWAL FEE	\$70	\$200
REGISTERED DENTAL ASSISTANT (RDAEF⁴)		
APPLICATION FEE	\$20	\$200
PRACTICAL EXAMINATION FEE	\$250	ACTUAL COST OF EXAM
WRITTEN EXAMINATION FEE	\$39	SET BY PSI
BIENNIAL RENEWAL FEE	\$70	\$200

*SB 809 (DeSaulnier, Chapter 400, Statutes of 2013) requires controlled substance prescribers to pay an annual fee of \$6 upon renewal.

**Fingerprint card costs of \$49 are not included if the applicant does not have Live Scan fingerprints.

¹WREB is the Western Regional Examining Board and sets its exam fee based on testing location costs.

²Initial license fee prorated. AB 179 (Bonilla, Chapter 510, Statutes of 2015) authorizes the Board to raise specified fees.

³PSI (Psychological Services Inc.) is the testing vendor for REB, special permit fees, retirement status fees, disability status fees and fictitious permit fees are not included.

⁴Registered Dental Assistant in Extended Functions.

Summary of Licensing Activity

Initial Licenses/Certificates/Permits			
TYPE	APPS RECEIVED	ISSUED	RENEWED
ADDITIONAL OFFICE PERMIT	424	324	1,169
CONSCIOUS SEDATION PERMIT	59	45	245
DENTIST (DDS) LICENSE	1,448	1,171	17,574
ELECTIVE FACIAL COSMETIC SURGERY	6	2	15
FICTITIOUS NAME PERMIT	878	665	3,084
GENERAL ANESTHESIA (GA) PERMIT	50	51	401
MOBILE DENTAL CLINIC	3	3	17
MEDICAL GENERAL ANESTHESIA PERMIT	10	4	46
ORAL CONSCIOUS SEDATION CERTIFICATE	194	170	1,254
ORAL AND MAXILLOFACIAL SURGERY PERMIT	4	1	38
REGISTERED PROVIDER	143	99	335
SPECIAL PERMIT	6	6	37
REGISTERED DENTAL ASSISTANT (RDA)	2,719	2,599	16,364
RDA IN EXTENDED FUNCTIONS (RDAEF)	101	97	703
ORTHODONTIC ASSISTANT (OA)	282	159	229
DENTAL SEDATION ASSISTANT (DSA)	1	3	17

Licensing Population by Type			
TYPE	CERTIFICATES/ PERMITS	LICENSES/ REGISTRATIONS	APPROVALS
ADDITIONAL OFFICE PERMIT	3,079	N/A	N/A
CONSCIOUS SEDATION PERMIT	564	N/A	N/A
DENTIST (DDS) LICENSE	N/A	41,084	N/A
ELECTIVE FACIAL COSMETIC SURGERY	31	N/A	N/A
FICTITIOUS NAME PERMIT	7,824	N/A	N/A
GENERAL ANESTHESIA (GA) PERMIT	904	N/A	N/A
MOBILE DENTAL CLINIC	73	N/A	N/A
MEDICAL GENERAL ANESTHESIA PERMIT	117	N/A	N/A
ORAL CONSCIOUS SEDATION CERTIFICATE	3,059	N/A	N/A
ORAL AND MAXILLOFACIAL SURGERY PERMIT	95	N/A	N/A
REGISTERED PROVIDER	1,783	N/A	N/A
SPECIAL PERMIT	49	N/A	N/A
REGISTERED DENTAL ASSISTANT (RDA)	N/A	45,299	N/A
RDA IN EXTENDED FUNCTIONS (RDAEF)	N/A	1,678	N/A
ORTHODONTIC ASSISTANT (OA)	738	N/A	N/A
DENTAL SEDATION ASSISTANT (DSA)	39	N/A	N/A

Renewal and Continuing Education (CE)		
TYPE	FREQUENCY OF RENEWAL	NUMBER CE HOURS REQUIRED EACH CYCLE
ADDITIONAL OFFICE PERMIT	EVERY 2 YEARS	0
CONSCIOUS SEDATION PERMIT	EVERY 2 YEARS	15
DENTIST (DDS) LICENSE	EVERY 2 YEARS	50
ELECTIVE FACIAL COSMETIC SURGERY	EVERY 2 YEARS	0
FICTITIOUS NAME PERMIT	EVERY 2 YEARS	0
GENERAL ANESTHESIA (GA) PERMIT	EVERY 2 YEARS	24
MOBILE DENTAL CLINIC	EVERY 2 YEARS	0
MEDICAL GENERAL ANESTHESIA PERMIT	EVERY 2 YEARS	24
ORAL CONSCIOUS SEDATION CERTIFICATE	EVERY 2 YEARS	7
ORAL AND MAXILLOFACIAL SURGERY PERMIT	EVERY 2 YEARS	50
REGISTERED PROVIDER	EVERY 2 YEARS	0
SPECIAL PERMIT	EVERY 2 YEARS	25
REGISTERED DENTAL ASSISTANT (RDA)	EVERY 2 YEARS	25
RDA IN EXTENDED FUNCTIONS (RDAEF)	EVERY 2 YEARS	25
ORTHODONTIC ASSISTANT (OA)	EVERY 2 YEARS	25
DENTAL SEDATION ASSISTANT (DSA)	EVERY 2 YEARS	25

Exams Results			
EXAM TITLE	PASS	FAIL	TOTAL
RDA	2,599	120	2,719
RDAEF	97	4	101
DDS	1,171	277	1,448
TOTALS	3,867	401	4,268

Summary of Enforcement Activity

Consumer Complaints—Intake	
3,259	RECEIVED
32	CLOSED WITHOUT REFERRAL FOR INVESTIGATION
3,261	REFERRED FOR INVESTIGATION
48	PENDING

Conviction/Arrest Notification Complaints	
297	RECEIVED
293	CLOSED/REFERRED FOR INVESTIGATION
5	PENDING

Inspections	
	99

Investigations	
3,203	OPENED
3,060	CLOSED
2,352	PENDING

Number of Days to Complete Intake and Investigations	
1,445	UP TO 90 DAYS
446	91 TO 180 DAYS
780	181 DAYS TO 1 YEAR
413	1 TO 2 YEARS
197	2 TO 3 YEARS
21	OVER 3 YEARS
1,445	AVERAGE NUMBER OF DAYS TO COMPLETE INTAKE AND INVESTIGATIONS

Citations and Fines	
46	ISSUED
26	ISSUED WITH A FINE
7	WITHDRAWN
1	DISMISSED
624	AVERAGE NUMBER OF DAYS TO ISSUE A CITATION AND FINE

Total Amount of Fines	
\$41,750	ASSESSED
\$3,000	REDUCED
\$31,750	COLLECTED

Criminal/Civil Actions

20	REFERRALS FOR CRIMINAL/CIVIL ACTION
9	CRIMINAL ACTIONS FILED
0	CIVIL ACTIONS FILED

Office of the Attorney General/Disciplinary Actions

159	CASES OPENED/INITIATED
149	CASES CLOSED
295	CASES PENDING

Number of Days to Complete AG Cases

217	1 YEAR
548	1 TO 2 YEARS
880	2 TO 3 YEARS
1,537	OVER 3 YEARS
1,445	AVERAGE NUMBER OF DAYS TO IMPOSE DISCIPLINE

Formal Actions Filed/Withdrawn/Dismissed

7	STATEMENTS OF ISSUES FILED
94	ACCUSATIONS FILED
7	RESTRAINING/RESTRICTION/SUSPENSION ORDERS GRANTED
3	STATEMENTS OF ISSUES WITHDRAWN/DISMISSED
8	ACCUSATIONS WITHDRAWN/DISMISSED

Administrative Outcomes/Final Orders

0	LICENSE APPLICATIONS DENIED
20	REVOCAION
2	SURRENDER OF LICENSE
0	PROBATION WITH SUSPENSION
7	SUSPENSION ONLY
44	PROBATION ONLY
54	PUBLIC REPRIMAND
2	OTHER DECISIONS

Petition for Modification or Termination of Probation

2	GRANTED
0	DENIED
2	TOTAL

Petition for Reinstatement of Revoked License/Registration/Certification

3	GRANTED
3	DENIED
3	TOTAL

Cost Recovery to DCA

\$623,812.43	ORDERED
\$286,573.06	COLLECTED

Restitution to Consumers/Refunds/Savings

\$0	RESTITUTION ORDERED
\$0	AMOUNT REFUNDED
N/A	REWORK AT NO CHARGE
N/A	ADJUSTMENTS/RETURNS/EXCHANGES
N/A	TOTAL SAVINGS ACHIEVED FOR CONSUMERS

Receipt of Complaint to Assignment to Investigator

5	AVERAGE NUMBER OF DAYS
----------	------------------------

Investigations: Opening to Closing of Case

170	AVERAGE NUMBER OF DAYS
------------	------------------------

Investigations: Closure of Investigation to Imposing Formal Discipline

548	AVERAGE NUMBER OF DAYS
------------	------------------------

DENTAL HYGIENE COMMITTEE OF CALIFORNIA

Dental Hygiene

Licenses and regulates registered dental hygienists, registered dental hygienists in extended functions, and registered dental hygienists in alternative practice.

STAFF:

9.2 civil servant positions
1 exempt

LICENSEES:

23,448

BOARD MEMBERSHIP:

4 public representatives
5 licensees

BOARD STAFF:

Executive Officer:
Anthony Lum
anthony.lum@dca.ca.gov

Legislative Contact:
Anthony Lum
anthony.lum@dca.ca.gov

STRATEGIC PLAN ADOPTED:

2016

www.dhcc.ca.gov

LAWS AND REGULATIONS:

Business and Professions code §§ 1900 – 1967.4

Title 16, Division 10, California Code of Regulations §§ 1000 – 1023.8,
§§ 1067 – 1090.1, § 1107, §§ 1131 – 1132, §§ 1138 – 1144, §§ 1149 – 1153

SUNSET REVIEW:

Last Review: 2014 Next Review: 2018

BOARD MEMBERS:

Name	Appointment Expires	Appointment Type	Appointment Authority
SUSAN GOOD (VICE PRESIDENT)	JANUARY 1, 2018	PUBLIC	GOVERNOR
MICHELLE HURLBUTT, RDH	JANUARY 1, 2020	PROFESSIONAL	GOVERNOR
NOEL KELSCH, RDHAP (PRESIDENT)	JANUARY 1, 2020	PROFESSIONAL	GOVERNOR
SANDRA KLEIN	JANUARY 1, 2020	PUBLIC	GOVERNOR
TIMOTHY S. MARTINEZ, DMD	JANUARY 1, 2018	PROFESSIONAL	GOVERNOR
NICOLETTE MOULTRIE, RDH	JANUARY 1, 2018	PROFESSIONAL	GOVERNOR
EDCELYN PUJOL	JANUARY 1, 2020	PUBLIC	GOVERNOR
GARRY SHAY	JANUARY 1, 2018	PUBLIC	GOVERNOR
EVANGELINE WARD, RDH	JANUARY 1, 2018	PROFESSIONAL	GOVERNOR



RECIPROCITY

Pursuant to Business and Professions Code §§ 1917.1, registered dental hygienists who are licensed in good standing in a state other than California for five years or more may achieve “licensure by credential,” rather than through examination.

ACCOMPLISHMENTS

- Adopted a new five-year Strategic Plan for which updated strategic goals, mission, and values were created to protect the public and meet the oral hygiene needs of all Californians. Some goals in the new plan are to improve communication by informing stakeholders of DHCC information using more e-mail blasts, website messages, and other correspondence, promulgate new regulations to clarify the law, advocate for legislation pertaining to continuity of care, and increase the oversight of dental hygiene educational programs to maintain the quality of dental hygiene education statewide.
- Hired two staff to help with the Enforcement program and the review of dental hygiene educational programs. A Special Investigator was hired to address the increasing and more complex enforcement cases requiring an investigation in the interest of consumer protection. An Educational Specialist was also hired to provide improved oversight of dental hygiene educational programs in California to ensure they are following the law and Commission on Dental Accreditation (CODA) standards.
- Increased its review and oversight of the dental hygiene educational programs to ensure their students were obtaining the education and knowledge they paid for. Not only is this increased oversight beneficial for the students preparing for licensure, but for the consumer as well in knowing that the schools are graduating skilled, educated, and knowledgeable people about to enter the profession.

NEW LEGISLATION

**Extends through 2017*

None.

LICENSE REQUIREMENTS

License Requirements	Y/N?
DEGREE/PROFESSIONAL SCHOOLING	Y
QUALIFYING EXPERIENCE (MAY INCLUDE EDUCATION)	Y
EXAMINATION	Y
CONTINUING EDUCATION/COMPETENCY	Y
FINGERPRINT REQUIREMENT	Y

*Business and Professions code §§ 1917–1924.

FEES*

License Type/Fee Type	Actual Fee	Statutory Limit
DENTAL HYGIENIST		
APPLICATION FEE	\$100	\$250
EXAMINATION FEE	\$525	ACTUAL COST
LICENSING FEE	\$100	\$250
TOTAL INITIAL LICENSE FEES	\$675	N/A
WREB AND CRDT APPLICATION FEE**	\$100	\$250
WREB LICENSURE FEE	\$100	\$250
LICENSURE BY CREDENTIAL APPLICATION FEE	\$100	\$250
LICENSURE BY CREDENTIAL LICENSE FEE	\$100	\$250
BIENNIAL RENEWAL FEE	\$160	\$500

*Additional fees may be required per Business and Professions Code § 1944.

**Western Regional Examination Board (WREB) and Central Regional Dental Test (CRDT) are two separate regional dental hygiene clinical exam administrators that set the exam fee based on testing center costs.

Summary of Licensing Activity

Initial Licenses/Certificates/Permits			
TYPE	APPS RECEIVED	ISSUED	RENEWED
REGISTERED DENTAL HYGIENIST (RDH)	883	886	9,553
REGISTERED DENTAL HYGIENIST IN ALTERNATIVE PRACTICE (RDHAP)	41	34	262
REGISTERED DENTAL HYGIENIST IN EXTENDED FUNCTIONS (RDHEF)	0	0	10
FICTICIOUS NAME PERMITS (FNP)	15	9	45

Licensing Population by Type			
TYPE	CERTIFICATES/ PERMITS	LICENSES/ REGISTRATIONS	APPROVALS
REGISTERED DENTAL HYGIENIST (RDH)	N/A	22,553	N/A
REGISTERED DENTAL HYGIENIST IN ALTERNATIVE PRACTICE (RDHAP)	N/A	648	N/A
REGISTERED DENTAL HYGIENIST IN EXTENDED FUNCTIONS (RDHEF)	N/A	31	N/A
FICTITIOUS NAME PERMITS (FNP)	N/A	216	N/A

Renewal and Continuing Education (CE)		
TYPE	FREQUENCY OF RENEWAL	NUMBER CE HOURS REQUIRED EACH CYCLE
REGISTERED DENTAL HYGIENIST (RDH)	EVERY 2 YEARS	25
REGISTERED DENTAL HYGIENIST IN ALTERNATIVE PRACTICE (RDHAP)	EVERY 2 YEARS	35
REGISTERED DENTAL HYGIENIST IN EXTENDED FUNCTIONS (RDHEF)	EVERY 2 YEARS	25

Exams Results			
EXAM TITLE	PASS	FAIL	TOTAL
REGISTERED DENTAL HYGIENIST (RDH)	N/A	N/A	N/A
REGISTERED DENTAL HYGIENIST IN ALTERNATIVE PRACTICE (RDHAP)	N/A	N/A	N/A
REGISTERED DENTAL HYGIENIST IN EXTENDED FUNCTIONS (RDHEF)	N/A	N/A	N/A

Summary of Enforcement Activity

Consumer Complaints—Intake	
56	RECEIVED
2	CLOSED WITHOUT REFERRAL FOR INVESTIGATION
55	REFERRED FOR INVESTIGATION
1	PENDING

Conviction/Arrest Notification Complaints	
127	RECEIVED
126	CLOSED/REFERRED FOR INVESTIGATION
22	PENDING

Inspections	
	0

Investigations	
183	OPENED
109	CLOSED
102	PENDING

Number of Days to Complete Intake and Investigations	
128	UP TO 90 DAYS
12	91 TO 180 DAYS
21	181 DAYS TO 1 YEAR
26	1 TO 2 YEARS
8	2 TO 3 YEARS
2	OVER 3 YEARS
33	AVERAGE NUMBER OF DAYS TO COMPLETE INTAKE AND INVESTIGATIONS

Citations and Fines	
35	ISSUED
35	ISSUED WITH A FINE
0	WITHDRAWN
1	DISMISSED
58	AVERAGE NUMBER OF DAYS TO ISSUE A CITATION AND FINE

Total Amount of Fines	
\$22,200	ASSESSED
\$0	REDUCED
\$17,408	COLLECTED

Criminal/Civil Actions	
0	REFERRALS FOR CRIMINAL/CIVIL ACTION
0	CRIMINAL ACTIONS FILED
0	CIVIL ACTIONS FILED

Office of the Attorney General/Disciplinary Actions	
16	CASES OPENED/INITIATED
7	CASES CLOSED
13	CASES PENDING

Number of Days to Complete AG Cases	
1	1 YEAR
2	1 TO 2 YEARS
1	2 TO 3 YEARS
1	OVER 3 YEARS
362	AVERAGE NUMBER OF DAYS TO IMPOSE DISCIPLINE

Formal Actions Filed/Withdrawn/Dismissed	
6	STATEMENTS OF ISSUES FILED
9	ACCUSATIONS FILED
0	RESTRAINING/RESTRICTION/SUSPENSION ORDERS GRANTED
0	STATEMENTS OF ISSUES WITHDRAWN/DISMISSED
0	ACCUSATIONS WITHDRAWN/DISMISSED

Administrative Outcomes/Final Orders	
0	LICENSE APPLICATIONS DENIED
1	REVOCAION
0	SURRENDER OF LICENSE
0	PROBATION WITH SUSPENSION
0	SUSPENSION ONLY
18	PROBATION ONLY
0	PUBLIC REPRIMAND
0	OTHER DECISIONS

Petition for Modification or Termination of Probation	
1	GRANTED
0	DENIED
1	TOTAL

Petition for Reinstatement of Revoked License/Registration/Certification	
0	GRANTED
0	DENIED
0	TOTAL

Cost Recovery to DCA	
\$12,487	ORDERED
\$3,225	COLLECTED

Restitution to Consumers/Refunds/Savings	
\$0	RESTITUTION ORDERED
\$0	AMOUNT REFUNDED
\$0	REWORK AT NO CHARGE
\$0	ADJUSTMENTS/RETURNS/EXCHANGES
\$0	TOTAL SAVINGS ACHIEVED FOR CONSUMERS

Receipt of Complaint to Assignment to Investigator	
144	AVERAGE NUMBER OF DAYS

Investigations: Opening to Closing of Case	
33	AVERAGE NUMBER OF DAYS

Investigations: Closure of Investigation to Imposing Formal Discipline	
483	AVERAGE NUMBER OF DAYS

BEARHFTI

Registers and regulates electronic and appliance repair businesses and has jurisdiction over the sale and administration of service contracts on various consumer products. Licenses and regulates the manufacture and sale (retail, wholesale, and import) of upholstered furniture and bedding, supply dealers, custom upholsterers, bedding sanitizers, and the manufacture of thermal insulation products, and tests for flammability and sanitation.

STAFF:

46.9 civil servant positions
1 exempt

LICENSEES:

40,671

ADVISORY COUNCIL MEMBERSHIP:

6 public representatives
0 licensees
4 industry representatives

BUREAU STAFF:

Chief:
Nicholas Oliver
nicholas.oliver@dca.ca.gov

Deputy Chief:
Dale Chasse
dale.chasse@dca.ca.gov

STRATEGIC PLAN ADOPTED:

2013

www.bearhfti.ca.gov

LAWS AND REGULATIONS:

Business and Professions Code §§ 9800 – 9874 (BEAR); §§ 19000 – 19221 (HFTI)
California Code of Regulations, Title 16, Division 27, §§ 2700 – 2775
California Code of Regulations, Title 4, Division 3, §§ 1101 – 1383.6

SUNSET REVIEW:

Last Review: 2014 Next Review: 2018

ADVISORY COUNCIL:

Name	Appointment Expires	Appointment Type	Appointment Authority
PASCAL BENYAMINI	OCTOBER 1, 2019	PUBLIC	DCA DIRECTOR
SHARON BRADLEY	OCTOBER 1, 2019	PROFESSIONAL	DCA DIRECTOR
BURT GRIMES	OCTOBER 1, 2019	PROFESSIONAL	DCA DIRECTOR
JUDY LEVIN	OCTOBER 1, 2019	PUBLIC	DCA DIRECTOR
MICHAEL LIPSETT	OCTOBER 1, 2019	PUBLIC	DCA DIRECTOR
DONALD LUCAS	OCTOBER 1, 2019	PUBLIC	DCA DIRECTOR
ANTOINETTE STEIN	OCTOBER 1, 2019	PUBLIC	DCA DIRECTOR
STEPHEN MCDANIEL	OCTOBER 1, 2019	PROFESSIONAL	DCA DIRECTOR
BRANDON WILSON	OCTOBER 1, 2019	PUBLIC	DCA DIRECTOR
DAVID YARBROUGH	OCTOBER 1, 2019	PROFESSIONAL	DCA DIRECTOR



RECIPROCIITY

None.

ACCOMPLISHMENTS

- Developed extensive multifaceted outreach program to capture attention of consumers and the industry. Participated in over 25 outreach events with staff presenting awareness materials while encouraging consumers and industry members to follow our newly developed social media platforms, as well as a redesigned website for easy navigation with the most pertinent consumer and compliance information brought forward. Encouraged proactive enforcement measures by consistently helping businesses obtain compliance for better consumer protection.
- In conjunction with the Service Contract Working Group established in the 2015–16 fiscal year, completed review and assessment of the marketplace and regulatory scheme and published the in-depth report Recommendations of the Service Contract Working Group. This report will be included in the Bureau's Sunset Review Report in 2017–18.
- In November 2016, the Bureau laboratory achieved accreditation status with A2LA (American Association for Laboratory Accreditation), a third-party accreditation body with full membership and Mutual Recognition Arrangement (MRA) signatory to the International Laboratory Accreditation Cooperation (ILAC). This involved process embraced all aspects of a Quality Management System (QMS).

- Coordinated with the Department of Toxic Substances Control (DTSC) to implement Business and Professions Code (B&P) 19094 (previously known as SB 1019, Leno, Chapter 862, Statutes of 2014). The law requires furniture manufacturers to properly disclose whether their products contain added flame retardant (FR) chemicals. Also, this year's agreement with DTSC includes an additional 20 samples that will be utilized for screening purposes, which will increase our capability to report more manufacturers that may be noncompliant with the FR chemical statement.
- Published on the Bureau website an Information Sheet that identifies the differences in chemicals of interest outlined in B&P 19094 compared to those addressed by Proposition 65 after it became evident there was confusion among manufacturers and suppliers. According to 19094, the Bureau may request documentation from manufacturers to substantiate the FR chemical statement attached to the product identifying no FR chemicals were added to the components.
- Progress continues on the Barrier Research Study. The Bureau contracted with a laboratory to conduct the FR chemical analysis on the 25 barriers that are used in the study. Test results indicated that the barriers did not contain any FR chemicals, according to the most recent list of FR chemicals of concern.

NEW LEGISLATION**Extends through 2017*

- SB 19 (Hill, Chapter 421, Statutes of 2017) transfers administration of the the Public Utilities Commission's Household Goods Carrier's Licensing Program to the Bureau and creates the Division of Household Movers within the Bureau, effective July 1, 2018.

LICENSE REQUIREMENTS

License Requirements	Y/N?
DEGREE/PROFESSIONAL SCHOOLING	N
QUALIFYING EXPERIENCE (MAY INCLUDE EDUCATION)	N
EXAMINATION	N
CONTINUING EDUCATION/COMPETENCY	N
FINGERPRINT REQUIREMENT	N

Business and Professions Code § 9830, § 19050.

FEES*

License Type/Fee Type	Actual Fee	Statutory Limit
ELECTRONIC AND APPLIANCE REPAIR		
APPLIANCE SERVICE DEALER	\$190	\$205
COMBINATION SERVICE DEALER	\$375	\$405
ELECTRONIC SERVICE DEALER	\$190	\$205
SERVICE CONTRACT ADMINISTRATOR	\$95	\$95
SERVICE CONTRACT SELLER	\$95	\$95
HOME FURNISHINGS AND THERMAL INSULATION		
BEDDING RETAILER	\$140	\$150
CUSTOM UPHOLSTER	\$420	\$450
FURNITURE AND BEDDING RETAILER	\$280	\$300
FURNITURE AND BEDDING MANUFACTURER	\$750	\$940
FURNITURE AND BEDDING WHOLESALER	\$625	\$675
FURNITURE RETAILER	\$140	\$150
IMPORTER (INCLUDES OVERSEAS MANUFACTURERS)	\$750	\$940
SANITIZER	\$420	\$450
SUPPLY DEALER	\$625	\$675
THERMAL INSULATION MANUFACTURER	\$2,000	\$2,500

*Additional fees can be found in Title 16, Division 27, California Code of Regulations § 2760.

Summary of Licensing Activity

Initial Licenses/Certificates/Permits			
TYPE	APPS RECEIVED	ISSUED	RENEWED
BEDDING RETAILER	69	470	663
CUSTOM UPHOLSTERER	32	31	210
FURNITURE & BEDDING MANUFACTURER	291	189	606
FURNITURE & BEDDING RETAILER	524	538	4,388
FURNITURE & BEDDING WHOLESALER	55	47	63
FURNITURE RETAILER	110	101	1,455
IMPORTER	814	853	1,789
SANTIZER	7	2	1
SUPPLY DEALER	5	4	60
THERMAL INSULATION MANUFACTURER	8	7	103
APPLIANCE SERVICE DEALER	277	271	2,294
COMBINATION SERVICE DEALER	7	24	565
ELECTRONIC SERVICE DEALER	699	713	4,195
SERVICE CONTRACT SELLER	696	1832*	9,489
SERVICE CONTRACT ADMINISTRATOR	5	5	42

*The reason for the disparity between applications received and licenses issued is that large retailers submit one application with a total fee for all new individual stores. They are counted in ATS as one application.

Licensing Population by Type			
TYPE	CERTIFICATES/ PERMITS	LICENSES/ REGISTRATIONS	APPROVALS
BEDDING RETAILER	N/A	1,960	N/A
CUSTOM UPHOLSTERER	N/A	495	N/A
FURNITURE & BEDDING MANUFACTURER	N/A	1,540	N/A
FURNITURE & BEDDING RETAILER	N/A	11,879	N/A
FURNITURE & BEDDING WHOLESALER	N/A	198	N/A
FURNITURE RETAILER	N/A	2,055	N/A
IMPORTER	N/A	1,960	N/A

BUREAU OF ELECTRONIC & APPLIANCE REPAIR, HOME FURNISHINGS & THERMAL INSULATION

Licensing Population by Type Continued

SANTIZER	N/A	12	N/A
SUPPLY DEALER	N/A	122	N/A
THERMAL INSULATION MANUFACTURER	N/A	111	N/A
APPLIANCE SERVICE DEALER	N/A	2,595	N/A
COMBINATION SERVICE DEALER	N/A	586	N/A
ELECTRONIC SERVICE DEALER	N/A	5,005	N/A
SERVICE CONTRACT ADMINISTRATOR	N/A	48	N/A
SERVICE CONTRACT SELLER	N/A	12,105	N/A

Renewal and Continuing Education (CE)

TYPE	FREQUENCY OF RENEWAL	NUMBER CE HOURS REQUIRED EACH CYCLE
BEDDING RETAILER	EVERY 2 YEARS	0
CUSTOM UPHOLSTERER	EVERY 2 YEARS	0
FURNITURE & BEDDING MANUFACTURER	EVERY 2 YEARS	0
FURNITURE & BEDDING RETAILER	EVERY 2 YEARS	0
FURNITURE & BEDDING WHOLESALER	EVERY 2 YEARS	0
FURNITURE RETAILER	EVERY 2 YEARS	0
IMPORTER	EVERY 2 YEARS	0
SANTIZER	EVERY 2 YEARS	0
SUPPLY DEALER	EVERY 2 YEARS	0
THERMAL INSULATION MANUFACTURER	EVERY YEAR	0
APPLIANCE SERVICE DEALER	EVERY YEAR	0
COMBINATION SERVICE DEALER	EVERY YEAR	0
ELECTRONIC SERVICE DEALER	EVERY YEAR	0
SERVICE CONTRACT SELLER	EVERY YEAR	0
SERVICE CONTRACT ADMINISTRATOR	EVERY YEAR	0

Exams Results

EXAM TITLE	PASS	FAIL	TOTAL
N/A			

Summary of Enforcement Activity

Consumer Complaints—Intake

2,054	RECEIVED
1,070	CLOSED WITHOUT REFERRAL FOR INVESTIGATION
976	REFERRED FOR INVESTIGATION
16	PENDING

Conviction/Arrest Notification Complaints

0	RECEIVED
0	CLOSED/REFERRED FOR INVESTIGATION
0	PENDING

Inspections

4,092

Investigations

977	OPENED
958	CLOSED
205	PENDING

Number of Days to Complete Intake and Investigations

837	UP TO 90 DAYS
70	91 TO 180 DAYS
27	181 DAYS TO 1 YEAR
14	1 TO 2 YEARS
2	2 TO 3 YEARS
8	OVER 3 YEARS
160	AVERAGE NUMBER OF DAYS TO COMPLETE INTAKE AND INVESTIGATIONS

Citations and Fines

1,134	ISSUED
565	ISSUED WITH A FINE
69	WITHDRAWN
0	DISMISSED
4	AVERAGE NUMBER OF DAYS TO ISSUE A CITATION AND FINE

Total Amount of Fines	
\$383,916	ASSESSED
\$75,050	REDUCED
\$173,865	COLLECTED

Criminal/Civil Actions	
0	REFERRALS FOR CRIMINAL/CIVIL ACTION
0	CRIMINAL ACTIONS FILED
0	CIVIL ACTIONS FILED

Office of the Attorney General/Disciplinary Actions	
6	CASES OPENED/INITIATED
3	CASES CLOSED
6	CASES PENDING

Number of Days to Complete AG Cases	
219	1 YEAR
495	1 TO 2 YEARS
0	2 TO 3 YEARS
0	OVER 3 YEARS
357	AVERAGE NUMBER OF DAYS TO IMPOSE DISCIPLINE

Formal Actions Filed/Withdrawn/Dismissed	
4	STATEMENTS OF ISSUES FILED
0	ACCUSATIONS FILED
0	RESTRAINING/RESTRICTION/SUSPENSION ORDERS GRANTED
0	STATEMENTS OF ISSUES WITHDRAWN/DISMISSED
0	ACCUSATIONS WITHDRAWN/DISMISSED

Administrative Outcomes/Final Orders	
0	LICENSE APPLICATIONS DENIED
0	REVOCAION
0	SURRENDER OF LICENSE
0	PROBATION WITH SUSPENSION
0	SUSPENSION ONLY
1	PROBATION ONLY
0	PUBLIC REPRIMAND
2	OTHER DECISIONS

Petition for Modification or Termination of Probation	
0	GRANTED
0	DENIED
0	TOTAL

Petition for Reinstatement of Revoked License/Registration/Certification	
0	GRANTED
0	DENIED
0	TOTAL

Cost Recovery to DCA	
4,152	ORDERED
0	COLLECTED

Restitution to Consumers/Refunds/Savings	
\$0	RESTITUTION ORDERED
\$153,694.57	AMOUNT REFUNDED
\$7,993.40	REWORK AT NO CHARGE
\$100,690.59	ADJUSTMENTS/RETURNS/EXCHANGES
\$262,378.56	TOTAL SAVINGS ACHIEVED FOR CONSUMERS

Receipt of Complaint to Assignment to Investigator	
1	AVERAGE NUMBER OF DAYS

Investigations: Opening to Closing of Case	
67	AVERAGE NUMBER OF DAYS

Investigations: Closure of Investigation to Imposing Formal Discipline	
540	AVERAGE NUMBER OF DAYS

STATE BOARD OF GUIDE DOGS FOR THE BLIND

Guide Dogs

Licenses and regulates schools and instructors that train and supply guide dogs for the blind.

STAFF:

0 civil servant positions
1 exempt

LICENSEES:

108

BOARD MEMBERSHIP:

7 public representatives
0 licensees

BOARD STAFF:

Executive Officer:
Brian Skewis
brian.skewis@dca.ca.gov

STRATEGIC PLAN ADOPTED:

2016

www.guidedogboard.ca.gov



STATE BOARD OF
**GUIDE
DOGS**
FOR THE BLIND

LAWS AND REGULATIONS:

Business and Professions Code §§ 7200 – 7217

California Civil Code §§ 54 – 55.32

California Penal Code §§ 346 – 367(g), § 600.2, § 600.5

California Vehicle Code § 21963

California Food and Agriculture Code §§ 30850 – 30854, §§ 31601 – 31609

Americans with Disabilities Act Title III – Public Accommodations
(42 U.S.C. 12181)

California Code of Regulations, Title 16, Division 22, §§ 2250 – 2295.3

SUNSET REVIEW:

Last Review: 2017 Next Review: N/A

The Legislature did not extend the operations of the Board during the 2017 legislative session, and as a result, the Board is scheduled to sunset on January 1, 2018.

BOARD MEMBERS:

Name	Appointment Expires	Appointment Type	Appointment Authority
CATHERINE CARLTON	JUNE 1, 2020	PUBLIC	GOVERNOR
CARMEN DELGADO (VICE PRESIDENT)	JUNE 1, 2017	PUBLIC	GOVERNOR
ROSA GOMEZ	PLEASURE	CONSUMER	DIRECTOR OF DOR
ERIC HOLM (PRESIDENT)	JUNE 1, 2019	CONSUMER	GOVERNOR
GWEN MARELLI	JUNE 1, 2017	PUBLIC	GOVERNOR
JOAN PATCHE	JUNE 1, 2020	CONSUMER	GOVERNOR
VACANT		CONSUMER	GOVERNOR

RECIPROCITY

None.

ACCOMPLISHMENTS

- Underwent the Sunset Review process, compiling data, preparing reports, and identifying opportunities for growth and improvement for presentation to the Legislature. The Board presented this report and participated in the review process on February 27, 2017, under the Assembly Committee on Business & Professions and the Senate Committee on Business, Professions & Economic Development.
- Redesigned its website, focusing on accessibility and ease of use for consumers. Taking into consideration consumer needs, the Board spent a significant amount of time ensuring that the website was easy to navigate using a variety of screen reading platforms utilized through Windows, Apple, and various smart phone operating systems.
- Working with the Office of Professional Exam Services, the Board began the process of reviewing and restructuring the Guide Dog Instructor Licensing Exam. The Board has begun this process with an occupational analysis to be completed in 2017–18 and an exam evaluation and restructure that is scheduled for 2018–19.
- Collaborated with licensees and consumers through the Board's Practice Task Force to revise guide dog ownership laws as well as restructuring and enhancing the Arbitration Pilot Program.

NEW LEGISLATION

**Extends through 2017*

- AB 411 (Bloom, Chapter 290, Statutes of 2017) authorizes the use of a therapy or facility dog by specified witnesses in criminal or juvenile court proceedings, subject to approval by the court. This bill imposes various requirements in such proceedings, including that the court take measures to ensure the presence of the therapy or facility dog is unobtrusive and nondisruptive as possible and that the court deny a motion for the use of a therapy or facility dog if it would result in undue prejudice to the defendant, among other requirements.
- AB 1705 (Low, Chapter 669, Statutes of 2017) results in the elimination of the State Board of Guide Dogs for the Blind as the final form of the bill does not include provisions to extend their operations, thereby resulting in the sunset of the Board on January 1, 2018. This bill also allows a fine or civil penalty to be issued to any person using a sign, business card, letterhead, or advertisement with the words "guide dog instructor," "certified guide dog instructor," or similar phrasing without having knowledge of the special problems of persons who are blind or visually impaired and be able to teach them, having the ability to train guide dogs for whom persons who are blind or visually impaired would be safe under various traffic conditions, or being employed by a guide dog school certified by the International Guide Dog Federation. Additionally, this bill requires guide dog schools to submit a list of all its employed or contracted guide dog instructors and trainers to the Department of Consumer Affairs by September 1 each year.

For inquiries after January 1, 2018, regarding the State Board of Guide Dogs for the Blind, please contact the Consumer Information Center at: (800) 952-5210 or email: dca@dca.ca.gov

LICENSE REQUIREMENTS

License Requirements	Y/N?
DEGREE/PROFESSIONAL SCHOOLING	Y
QUALIFYING EXPERIENCE (MAY INCLUDE EDUCATION)	Y
EXAMINATION	Y
CONTINUING EDUCATION/COMPETENCY	Y
FINGERPRINT REQUIREMENT	N

Business and Professions Code § 7209, § 7210.6.

FEES*

License Type/Fee Type	Actual Fee	Statutory Limit
GUIDE DOG INSTRUCTOR LICENSE		
INITIAL LICENSE/EXAMINATION FEE	\$250	\$250
ANNUAL RENEWAL FEE	\$100	\$100
GUIDE DOG SCHOOL LICENSE*		
FUNDRAISING LICENSE (NEW SCHOOLS)	\$50	\$50
ANNUAL RENEWAL FEE	0.425%	0.5%

*Guide dog schools pay up to .005 of total annual expenditures (varies by school). The exact fee set by regulation is currently .00425 of total annual expenditures.

Summary of Licensing Activity

Initial Licenses/Certificates/Permits			
TYPE	APPS RECEIVED	ISSUED	RENEWED
GUIDE DOG INSTRUCTOR	4	4	104
GUIDE DOG SCHOOL	0	0	3

Licensing Population by Type			
TYPE	CERTIFICATES/ PERMITS	LICENSES/ REGISTRATIONS	APPROVALS
GUIDE DOG INSTRUCTOR	0	108	108
GUIDE DOG SCHOOL	0	3	3

Renewal and Continuing Education (CE)		
TYPE	FREQUENCY OF RENEWAL	NUMBER CE HOURS REQUIRED EACH CYCLE
GUIDE DOG INSTRUCTOR	ANNUAL	8

Exams Results			
EXAM TITLE	PASS	FAIL	TOTAL
GUIDE DOG INSTRUCTOR	4	0	4

Summary of Enforcement Activity

Consumer Complaints—Intake	
3	RECEIVED
0	CLOSED WITHOUT REFERRAL FOR INVESTIGATION
3	REFERRED FOR INVESTIGATION
0	PENDING

Conviction/Arrest Notification Complaints	
0	RECEIVED
0	CLOSED/REFERRED FOR INVESTIGATION
0	PENDING

Inspections	
0	

Investigations	
0	OPENED
3	CLOSED
0	PENDING

Number of Days to Complete Intake and Investigations	
3	UP TO 90 DAYS
0	91 TO 180 DAYS
0	181 DAYS TO 1 YEAR
0	1 TO 2 YEARS
0	2 TO 3 YEARS
0	OVER 3 YEARS
0	AVERAGE NUMBER OF DAYS TO COMPLETE INTAKE AND INVESTIGATIONS

Citations and Fines	
0	ISSUED
0	ISSUED WITH A FINE
0	WITHDRAWN
0	DISMISSED
0	AVERAGE NUMBER OF DAYS TO ISSUE A CITATION AND FINE

Total Amount of Fines	
0	ASSESSED
0	REDUCED
0	COLLECTED

Criminal/Civil Actions	
0	REFERRALS FOR CRIMINAL/CIVIL ACTION
0	CRIMINAL ACTIONS FILED
0	CIVIL ACTIONS FILED

Office of the Attorney General/Disciplinary Actions	
0	CASES OPENED/INITIATED
0	CASES CLOSED
0	CASES PENDING

Number of Days to Complete AG Cases	
0	1 YEAR
0	1 TO 2 YEARS
0	2 TO 3 YEARS
0	OVER 3 YEARS
0	AVERAGE NUMBER OF DAYS TO IMPOSE DISCIPLINE

Formal Actions Filed/Withdrawn/Dismissed	
0	STATEMENTS OF ISSUES FILED
0	ACCUSATIONS FILED
0	RESTRAINING/RESTRICTION/SUSPENSION ORDERS GRANTED
0	STATEMENTS OF ISSUES WITHDRAWN/DISMISSED
0	ACCUSATIONS WITHDRAWN/DISMISSED

Administrative Outcomes/Final Orders	
0	LICENSE APPLICATIONS DENIED
0	REVOCAION
0	SURRENDER OF LICENSE
0	PROBATION WITH SUSPENSION
0	SUSPENSION ONLY
0	PROBATION ONLY
0	PUBLIC REPRIMAND
0	OTHER DECISIONS

Petition for Modification or Termination of Probation	
0	GRANTED
0	DENIED
0	TOTAL

Petition for Reinstatement of Revoked License/Registration/Certification	
0	GRANTED
0	DENIED
0	TOTAL

Cost Recovery to DCA	
0	ORDERED
0	COLLECTED

Restitution to Consumers/Refunds/Savings	
0	RESTITUTION ORDERED
0	AMOUNT REFUNDED
0	REWORK AT NO CHARGE
0	ADJUSTMENTS/RETURNS/EXCHANGES
0	TOTAL SAVINGS ACHIEVED FOR CONSUMERS

Receipt of Complaint to Assignment to Investigator	
3	AVERAGE NUMBER OF DAYS

Investigations: Opening to Closing of Case	
21	AVERAGE NUMBER OF DAYS

Investigations: Closure of Investigation to Imposing Formal Discipline	
N/A	AVERAGE NUMBER OF DAYS

LANDSCAPE ARCHITECTS TECHNICAL COMMITTEE

Landscape Architects

Licenses and regulates landscape architects.

STAFF:

5.5 civil servant positions
0 exempt

LICENSEES:

3,607

COMMITTEE MEMBERSHIP:

0 public representatives
5 licensees

COMMITTEE STAFF:

Executive Officer:
Doug McCauley
doug.mccauley@dca.ca.gov

Assistant Executive Officer:
Vickie Mayer
vickie.mayer@dca.ca.gov

STRATEGIC PLAN ADOPTED:

2017

www.latc.ca.gov



LAWS AND REGULATIONS:

Business and Professions code §§ 5615 – 5683

California Code of Regulations, Title 16, Division 26, §§ 2602 – 2680

SUNSET REVIEW:

Last Review: 2015 Next Review: 2019

TECHNICAL COMMITTEE:

Name	Appointment Expires	Appointment Type	Appointment Authority
ANDREW BOWDEN	JUNE 1, 2019	PROFESSIONAL	GOVERNOR
DAVID TAYLOR	JUNE 1, 2018	PROFESSIONAL	SENATE RULES COMMITTEE
PATRICIA TRAUTH (PRESIDENT)	JUNE 1, 2018	PROFESSIONAL	GOVERNOR
MARQ TRUSCOTT (VICE PRESIDENT)	JUNE 1, 2020	PROFESSIONAL	GOVERNOR
VACANT	-	PROFESSIONAL	SPEAKER OF THE ASSEMBLY

RECIPROCITY

Pursuant to California Code of Regulations, Title 16, Division 26, § 2615, in order to be eligible for reciprocal licensure in California, a landscape architect must be licensed in another state by having passed a written examination substantially equivalent in scope and subject matter to the Landscape Architect Registration Examination (LARE), meet the education and training requirements for first-time exam candidates, and successfully complete the CSE (Landscape Architects). For purposes of reciprocity, the LATC recognizes two national examinations, which are the: 1) LARE; and 2) Uniform National Examination for Landscape Architects.

There is a \$35 charge to review an LATC Reciprocity Application; to take the CSE carries a \$275 fee.

ACCOMPLISHMENTS

- Adopted a new two-year Strategic Plan (2017–2018). The Strategic Plan consists of objectives for four goal areas: Regulation and Enforcement, Professional Qualification, Public and Professional Outreach, and Organizational Effectiveness. Objectives for the next two years include LATC's consideration of expanding pathways to licensure, thus creating greater opportunity for licensure qualification.

- Held two public forums (in Sacramento and Pomona) to obtain public feedback regarding the inclusion of "related degrees" as a consideration for licensure qualification. Presently, LATC accepts degrees in landscape architecture and architecture. For these forums, LATC gathered written and verbal commentary from interested parties. This matter is currently under consideration by LATC.
- Finalized a Consumer's Guide to Hiring a Landscape Architect to educate the public. The guide includes information on the Model Water Efficient Landscape Ordinance and the differences between landscape architects, landscape contractors, and landscape designers.
- Recruited subject matter experts to participate in examination development workshops to focus on item writing and examination construction for the California Supplemental Examination (CSE). The questions developed have been added to the examination item bank and will be incorporated into the CSE in September 2017.

NEW LEGISLATION

**Extends through 2017*

None.

LICENSE REQUIREMENTS

License Requirements	Y/N?
DEGREE/PROFESSIONAL SCHOOLING	Y
QUALIFYING EXPERIENCE (MAY INCLUDE EDUCATION)	Y
EXAMINATION	Y
CONTINUING EDUCATION/COMPETENCY	N
FINGERPRINT REQUIREMENT	N

FEES*

License Type/Fee Type	Actual Fee	Statutory Limit
LANDSCAPE ARCHITECTS: APPLICATION FEE (LARE ELIGIBILITY)	\$35	\$100
LANDSCAPE ARCHITECTS: APPLICATION FEE (CSE)	\$35	\$100
LANDSCAPE ARCHITECTS: EXAMINATION FEE	\$275	N/A
LANDSCAPE ARCHITECTS: LICENSURE FEE	\$400	\$400
TOTAL INITIAL LICENSE FEES	\$745	N/A
LANDSCAPE ARCHITECTS: BIENNIAL RENEWAL FEE	\$220**	\$400

*Some additional fees may be required per Business & Professions Code § 5681; California Code of Regulations, Title 16, Division 26, § 2649.

**Pursuant to CCR 2649(f), there is a fee reduction in place that extends from July 1, 2017, to June 30, 2019, such that the renewal fee is currently \$220.

Summary of Licensing Activity

Initial Licenses/Certificates/Permits			
TYPE	APPS RECEIVED	ISSUED	RENEWED
LANDSCAPE ARCHITECT	74	74	1,770

Licensing Population by Type			
TYPE	CERTIFICATES/ PERMITS	LICENSES/ REGISTRATIONS	APPROVALS
LANDSCAPE ARCHITECT	N/A	3,607	N/A

*As of 6/30/17.

Renewal and Continuing Education (CE)		
TYPE	FREQUENCY OF RENEWAL	NUMBER CE HOURS REQUIRED EACH CYCLE
LANDSCAPE ARCHITECT LICENSE RENEWAL	EVERY 2 YEARS	N/A

Exams Results			
EXAM TITLE	PASS	FAIL	TOTAL
LANDSCAPE ARCHITECT REGISTRATION EXAMINATION (LARE)			
SECTION 1: PROJECT AND CONSTRUCTION MANAGEMENT	167	72	239
SECTION 2: INVENTORY AND ANALYSIS	160	80	240
SECTION 3: DESIGN	135	86	221
SECTION 4: GRADING, DRAINAGE AND CONSTRUCTION DOCUMENTATION	127	91	218
CALIFORNIA SUPPLEMENTAL EXAMINATION (CSE)	80	73	153

Summary of Enforcement Activity

Consumer Complaints—Intake	
20	RECEIVED
1	CLOSED WITHOUT REFERRAL FOR INVESTIGATION
19	REFERRED FOR INVESTIGATION
0	PENDING

Conviction/Arrest Notification Complaints	
4	RECEIVED
4	CLOSED/REFERRED FOR INVESTIGATION
0	PENDING

Inspections	
N/A	

Investigations	
23	OPENED
18	CLOSED
13	PENDING

Number of Days to Complete Intake and Investigations	
6	UP TO 90 DAYS
8	91 TO 180 DAYS
2	181 DAYS TO 1 YEAR
2	1 TO 2 YEARS
0	2 TO 3 YEARS
0	OVER 3 YEARS
151	AVERAGE NUMBER OF DAYS TO COMPLETE INTAKE AND INVESTIGATIONS

Citations and Fines	
3	ISSUED
3	ISSUED WITH A FINE
0	WITHDRAWN
0	DISMISSED
190	AVERAGE NUMBER OF DAYS TO ISSUE A CITATION AND FINE

Total Amount of Fines	
\$18,250	ASSESSED
\$0	REDUCED
\$8,750	COLLECTED

Criminal/Civil Actions	
0	REFERRALS FOR CRIMINAL/CIVIL ACTION
0	CRIMINAL ACTIONS FILED
0	CIVIL ACTIONS FILED

Office of the Attorney General/Disciplinary Actions	
1	CASES OPENED/INITIATED
2	CASES CLOSED
1	CASES PENDING

Number of Days to Complete AG Cases	
0	1 YEAR
0	1 TO 2 YEARS
2	2 TO 3 YEARS
0	OVER 3 YEARS
926	AVERAGE NUMBER OF DAYS TO IMPOSE DISCIPLINE

Formal Actions Filed/Withdrawn/Dismissed	
0	STATEMENTS OF ISSUES FILED
0	ACCUSATIONS FILED
0	RESTRAINING/RESTRICTION/SUSPENSION ORDERS GRANTED
0	STATEMENTS OF ISSUES WITHDRAWN/DISMISSED
0	ACCUSATIONS WITHDRAWN/DISMISSED

Administrative Outcomes/Final Orders	
0	LICENSE APPLICATIONS DENIED
1	REVOCAION
1	SURRENDER OF LICENSE
0	PROBATION WITH SUSPENSION
0	SUSPENSION ONLY
0	PROBATION ONLY
0	PUBLIC REPRIMAND
0	OTHER DECISIONS

Petition for Modification or Termination of Probation	
0	GRANTED
0	DENIED
0	TOTAL

Petition for Reinstatement of Revoked License/Registration/Certification	
0	GRANTED
0	DENIED
0	TOTAL

Cost Recovery to DCA	
\$4,775	ORDERED
\$0	COLLECTED

Restitution to Consumers/Refunds/Savings	
0	RESTITUTION ORDERED
0	AMOUNT REFUNDED
0	REWORK AT NO CHARGE
0	ADJUSTMENTS/RETURNS/EXCHANGES
0	TOTAL SAVINGS ACHIEVED FOR CONSUMERS

Receipt of Complaint to Assignment to Investigator	
6	AVERAGE NUMBER OF DAYS

Investigations: Opening to Closing of Case	
151	AVERAGE NUMBER OF DAYS

Investigations: Closure of Investigation to Imposing Formal Discipline	
0	AVERAGE NUMBER OF DAYS

MEDICAL BOARD OF CALIFORNIA

Medical Board

Licenses and regulates physicians, surgeons, and certain allied healthcare professionals.

STAFF:

159.6 civil servant positions
1 exempt

LICENSEES:

157,831

BOARD MEMBERSHIP:

7 public representatives
8 licensees

BOARD STAFF:

Executive Director:
Kimberly Kirchmeyer
kimberly.kirchmeyer@mbc.ca.gov

Deputy Director:
Christine Lally
christine.lally@mbc.ca.gov

Legislative Contact:
Jennifer Simoes
jennifer.simoes@mbc.ca.gov

STRATEGIC PLAN ADOPTED:

2014

www.mbc.ca.gov



LAWS AND REGULATIONS:

Business and Professions Code §§ 2000 – 2448, §§ 2500 – 2529.6
Title 16, Division 13, California Code of Regulations §§ 1300 – 1379.78

SUNSET REVIEW:

Last Review: 2017 **Next Review: 2021**

BOARD MEMBERS:

Name	Appointment Expires	Appointment Type	Appointment Authority
MICHELLE ANNE BHOLAT, M.D.	JUNE 1, 2018	PROFESSIONAL	GOVERNOR
JUDGE KATHERINE FEINSTEIN (RET.)	JUNE 1, 2020	PUBLIC	GOVERNOR
DEV GNANADEV, M.D. (PRESIDENT)	JUNE 1, 2019	PROFESSIONAL	GOVERNOR
RANDY W. HAWKINS, M.D.	JUNE 1, 2021	PROFESSIONAL	GOVERNOR
HOWARD R. KRAUSS, M.D.	JUNE 1, 2021	PROFESSIONAL	GOVERNOR
KRISTINA D. LAWSON, J.D.	JUNE 1, 2018	PUBLIC	GOVERNOR
SHARON LEVINE, M.D.	JUNE 1, 2019	PROFESSIONAL	GOVERNOR
RONALD H. LEWIS, M.D. (SECRETARY)	JUNE 1, 2021	PROFESSIONAL	GOVERNOR
DENISE PINES (VICE PRESIDENT)	JUNE 1, 2020	PUBLIC	GOVERNOR
BRENDA SUTTON-WILLS, J.D.	JUNE 1, 2019	PUBLIC	SENATE RULES COMMITTEE
DAVID WARMOTH	JUNE 1, 2019	PUBLIC	SPEAKER OF THE ASSEMBLY
JAMIE WRIGHT, J.D.	JUNE 1, 2018	PUBLIC	GOVERNOR
FELIX C. YIP, M.D.	JUNE 1, 2018	PROFESSIONAL	GOVERNOR
VACANT		PUBLIC	GOVERNOR
VACANT		PROFESSIONAL	GOVERNOR

RECIPROCITY

The California Medical Practice Act does not allow for license reciprocity between states. Out-of-state applicants who are licensed in another state must apply and meet California licensing requirements before a license can be issued. Business and Professions Code sections 2135, 2135.5, and 2135.7 provide some exceptions when minimum requirements are deficient.

ACCOMPLISHMENTS

- Licensing Program's strategic goal average for reviewing physician's and surgeon's applications is 45 days from the time an application is received until it has been reviewed. Since November 2016, the Licensing Program average has been between 26–30 days, with the average time being 28 days since March 2017, even during the Board's most demanding time period in the spring and early summer. In addition, the Board issued 485 more physician and surgeon licenses compared to the prior fiscal year.
- Following the Board's collaboration with the Department of Health Care Services (DHCS) and the Department of Social Services (DSS) on the topic of psychotropic medications being inappropriately prescribed to foster children, SB 1174 (McGuire, Chapter 840, Statutes of 2016), was enacted. This bill reinforced the Board's priority to eliminate repeated acts of clearly excessive prescribing, furnishing, or administering psychotropic medications to children without a good faith prior examination and medical reason. The bill also requires the Board to confidentially collect data submitted by DHCS and DSS related to physicians prescribing psychotropic medications to foster children, and review this data to determine if there is a violation of the law related to excessive prescribing of psychotropic medications inconsistent with the standard of care and take appropriate action. The passage of two other legislative bills increased the Board's authority to investigate allegations of negligence. AB 1244 (Gray, Chapter 842, Statutes of 2016) requires the Administrative Director of the Division of Workers' Compensation to notify the Board if a medical provider must be suspended from participating in the workers' compensation system. In addition, AB 2745 (Holden, Chapter 303, Statutes of 2016) allows the Board to send a written request for a deceased patient's medical records to a facility where care occurred, without the approval of the next of kin if the Board was unsuccessful in locating or contacting the next of kin after reasonable efforts. Previously, the law required the Board to contact the physician. However, in many cases the records were not within the control of a physician. The Board has also been proactively investigating physicians who may be inappropriately prescribing to patients by obtaining death certificate information from the California Department of Public Health.
- Pursuant to Government Code section 11371, administrative law judges (ALJ) from the Medical Quality Hearing Panel within the Office of Administrative Hearings are required to receive medical training as recommended by the Board. Three trainings were held in 2016 and the ALJs were educated on emergency room procedures, co-morbid patients, and fitness for duty evaluations. The Board's Manual of Model Disciplinary Orders and Disciplinary Guidelines was amended and took effect on January 5, 2017. The 12th edition of the guidelines are used by ALJs, defense attorneys, physician-respondents, Deputy Attorneys General, and the Board's disciplinary panel members when making final decisions regarding the discipline that shall be imposed upon a license.
- Probation Unit increased the number of cease practice orders (CPO) issued by 150 percent from the previous fiscal year. A CPO is issued to a licensee on probation for failing to comply with certain terms and conditions of probation. The Board also continued to make the issuance of an interim suspension order (ISO) a priority to ensure licensees engaging in acts that endanger the public health, safety, and welfare of California patients are not allowed to practice medicine. Strategies were identified by the Board to expedite case investigations and the issuance of an ISO. One key strategy is closely monitoring the receipt of peer review reports submitted to the Board pursuant to Business and Professions Code Section 805. Subpoenas for records relating to the facts and circumstances of the medical cause or reason that changed a licensee's staff privileges, membership or employment are being drafted, executed, and served within one week to 10 days of the filing of the report. Additionally, entities are being educated about the importance of submitting a peer review report within the required time period because failing to file an 805 report can lead to civil penalties of \$50,000, or up to \$100,000 for willfully failing to comply with the law.

- Continued to focus on its mission of consumer protection by enhancing its outreach program. The Check Up on Your Doctor's License campaign continued to be very successful, and the Board continued its work to combat the opioid abuse epidemic. Board staff continued to actively participate in the Statewide Prescription Opioid Misuse and Overdose Prevention Workgroup and its task forces. Outreach was expanded to address these and many other important issues. Staff and Board Members also increased stakeholder outreach to include presentations on prescribing, CURES, the End of Life Option Act, oversight of outpatient surgery settings, reducing physician violations, the new immunization law, physician well-being, and expert reviewer recruitment and training. In January, the Board provided a webinar titled "Demystifying the Medical Board of California's Licensing Process." The Board continues to notify all interested parties and stakeholders regarding disciplinary actions and educational information through daily e-mail blasts as well.
- Expert Reviewer Program held two expert reviewer training events in San Francisco and Los Angeles on October 8 and November 5, 2016. A total of 107 experts attended the training that provided an overview of the Board's enforcement process, instruction about how to write a sound expert opinion, and education on how to effectively provide courtroom testimony. Recruitment efforts helped to increase the number of active experts in the program, and as a result, 54 physicians joined the program.
- The Assembly Business and Professions Committee and the Senate Business, Professions and Economic Development Committee held joint sunset review oversight hearings to review the boards and bureaus under the Department of Consumer Affairs (DCA), including the Board. The Board submitted its Sunset Review Report in November 2016. The Board included new issues in its Sunset Review Report to the Legislature, including language to make changes to accommodate the continuing evolution of medical training, to improve the efficiencies of the Board's Licensing and Enforcement Programs, and most importantly, to enhance consumer protection. The Legislature prepared a background paper that raised issues, some of them related to the new issues included in the Board's Sunset Review Report. The Board's sunset review hearing was held in February

2017. The Board's sunset bill, SB 798 (Hill, Chapter 775, Statutes of 2017), included many of the new issues that were contained in the Board's Sunset Review Report and extends the Board's sunset date another four years, until January 1, 2022.

NEW LEGISLATION

**Extends through 2017*

- AB 40 (Santiago, Chapter 607, Statutes of 2017) requires the Department of Justice to provide healthcare practitioners and pharmacists with access to the controlled substance history of a patient, contained in the Controlled Substance Utilization Review and Evaluation System (CURES) database, either through an online portal maintained by the Department of Justice or an authorized health information technology system. This bill also defines a "health information technology system" and establishes criteria for accessing the CURES database.
- AB 1048 (Arambula, Chapter 615, Statutes of 2017) authorizes a pharmacist to dispense a Schedule II controlled substance as a partial fill if requested by the patient or the prescriber. This bill also requires the prescription to expire thirty-one days after the date it was written.
- AB 1340 (Maienschein, Chapter 759, Statutes of 2017) requires the Medical Board to consider including continuing education requirements regarding integration of mental and physical health care in primary care settings.
- SB 241 (Monning, Chapter 513, Statutes of 2017) conforms existing law to the federal Health Information Portability and Accountability Act of 1996, requires health care providers to produce patient records in paper or electronic form upon request, and authorizes the health care provider to charge specified clerical, labor, supply, and postage costs.
- SB 512 (Hernandez, Chapter 428, Statutes of 2017) requires health care practitioners who perform stem cell therapy not approved by the federal Food and Drug Administration to inform patients that the therapy is unapproved; requires the notice to be displayed in the office of the health care practitioner and given to patients before treatment; authorizes healing arts programs to issue a citation and fine for failure to notify patients; and requires the Medical Board to report violations.

- SB 554 (Stone, Chapter 513, Statutes of 2017) establishes buprenorphine prescription privileges granted under the Federal Comprehensive Addiction and Recovery Act of 2016 for nurse practitioners and physician assistants. Specifically, this bill institutes federal requirements in California law that nurse practitioners and physician assistants must complete 24 hours of related training from specified providers.
- SB 798 (Hill, Chapter 775, Statutes of 2017) was the Board's sunset bill and extended the operation of the Board for four years, until January 1, 2022. This bill makes numerous changes to the statute, including amending the postgraduate training requirement from one or two years to three years for all applicants; creates a new postgraduate training license; sunsets the vertical enforcement and prosecution model for Board investigations on January 1, 2019; establishes the authority for the Board to revoke the license of a physician required to register as a sex offender; and deletes the mandate for the Board to approve international medical schools.

LICENSE REQUIREMENTS

License Requirements	Y/N?
DEGREE/PROFESSIONAL SCHOOLING	Y
QUALIFYING EXPERIENCE (MAY INCLUDE EDUCATION)	Y
EXAMINATION	Y
CONTINUING EDUCATION/COMPETENCY	Y
FINGERPRINT REQUIREMENT	Y

Business and Professions Code §§ 2080, 2082, 2089, 2089.5, 2096, 2103, 2170, 2512.5.

FEES*

License Type/Fee Type	Actual Fee	Statutory Limit
PHYSICIAN AND SURGEON		
APPLICATION FEE	\$442**	\$442
INITIAL LICENSE FEE	\$783	\$790
BIENNIAL RENEWAL FEE	\$783	\$790
LICENSED MIDWIFE		
SPECIAL FACULTY PERMIT APPLICATION FEE	\$442**	\$442
SPECIAL FACULTY PERMIT INITIAL FEE	\$783	\$790
SPECIAL FACULTY PERMIT BIENNIAL RENEWAL FEE	\$783	\$790
FICTITIOUS NAME PERMIT	\$50	\$50
FICTITIOUS NAME PERMIT BIENNIAL RENEWAL FEE	\$40	\$40
LICENSED MIDWIFE		
INITIAL	\$300**	\$300
BIENNIAL RENEWAL	\$200	\$200
POLYSOMNOGRAPHIC		
TRAINEE APPLICATION FEE	\$100**	\$100
TRAINEE REGISTRATION FEE	\$100	\$100
TECHNICIAN APPLICATION FEE	\$100**	\$100
TECHNICIAN REGISTRATION FEE	\$100	\$100
TECHNOLOGIST APPLICATION FEE	\$100**	\$100
TECHNOLOGIST REGISTRATION FEE	\$100	\$100
BIENNIAL RENEWAL: TRAINEE, TECHNICIAN, AND TECHNOLOGIST	\$150	\$150
RESEARCH PSYCHOANALYST		
INITIAL	\$100**	\$100
BIENNIAL RENEWAL	\$50	\$50

*Additional fees may be required per Business and Professions Code §§ 208 and 2436.5.

**Additional \$49 Department of Justice (DOJ)/FBI fingerprint fee required.

Summary of Licensing Activity

Initial Licenses/Certificates/Permits			
TYPE	APPS RECEIVED	ISSUED	RENEWED
PHYSICIAN AND SURGEON	7,978	6,802	67,332
SPECIAL FACULTY PERMIT	1	2	14
FICTITIOUS NAME PERMIT	1,458	1,221	5,303
LICENSED MIDWIFE	35	30	186
POLYSOMNOGRAPHIC TRAINEE	40	29	17
POLYSOMNOGRAPHIC TECHNICIAN	32	29	36
POLYSOMNOGRAPHIC TECHNOLOGIST	75	63	414
RESEARCH PSYCHOANALYST	7	6	8

Licensing Population by Type			
TYPE	CERTIFICATES/ PERMITS	LICENSES/ REGISTRATIONS	APPROVALS
PHYSICIAN AND SURGEON	N/A	144,441	N/A
SPECIAL FACULTY PERMIT	N/A	25	N/A
FICTITIOUS NAME PERMIT	12,131	N/A	N/A
LICENSED MIDWIFE	N/A	390	N/A
POLYSOMNOGRAPHIC TRAINEE	N/A	64	N/A
POLYSOMNOGRAPHIC TECHNICIAN	N/A	106	N/A
POLYSOMNOGRAPHIC TECHNOLOGIST	N/A	580	N/A
RESEARCH PSYCHOANALYST	N/A	94	N/A

Renewal and Continuing Education (CE)		
TYPE	FREQUENCY OF RENEWAL	NUMBER CE HOURS REQUIRED EACH CYCLE
PHYSICIAN AND SURGEON	EVERY 2 YEARS	50
SPECIAL FACULTY PERMIT	EVERY 2 YEARS	50
FICTITIOUS NAME PERMIT	EVERY 2 YEARS	N/A
LICENSED MIDWIFE	EVERY 2 YEARS	36
POLYSOMNOGRAPHIC TRAINEE	EVERY 2 YEARS	N/A
POLYSOMNOGRAPHIC TECHNICIAN	EVERY 2 YEARS	N/A
POLYSOMNOGRAPHIC TECHNOLOGIST	EVERY 2 YEARS	N/A
RESEARCH PSYCHOANALYST	EVERY 2 YEARS	N/A

Exams Results			
EXAM TITLE	PASS	FAIL	TOTAL
N/A	N/A	N/A	N/A

Summary of Enforcement Activity LICENSED MIDWIFE

Consumer Complaints—Intake	
29	RECEIVED
0	CLOSED WITHOUT REFERRAL FOR INVESTIGATION
29	REFERRED FOR INVESTIGATION
0	PENDING

Conviction/Arrest Notification Complaints	
0	RECEIVED
0	CLOSED/REFERRED FOR INVESTIGATION
0	PENDING

Inspections	
N/A	

Investigations	
29	OPENED
32	CLOSED
9	PENDING

Number of Days to Complete Intake and Investigations	
21	UP TO 90 DAYS
2	91 TO 180 DAYS
9	181 DAYS TO 1 YEAR
0	1 TO 2 YEARS
0	2 TO 3 YEARS
0	OVER 3 YEARS
91	AVERAGE NUMBER OF DAYS TO COMPLETE INTAKE AND INVESTIGATIONS

Citations and Fines	
N/A	ISSUED
N/A	ISSUED WITH A FINE
N/A	WITHDRAWN
N/A	DISMISSED
N/A	AVERAGE NUMBER OF DAYS TO ISSUE A CITATION AND FINE

Total Amount of Fines	
N/A	ASSESSED
N/A	REDUCED
N/A	COLLECTED

Criminal/Civil Actions	
0	REFERRALS FOR CRIMINAL/CIVIL ACTION
0	CRIMINAL ACTIONS FILED
0	CIVIL ACTIONS FILED

Office of the Attorney General/Disciplinary Actions	
0	CASES OPENED/INITIATED
1	CASES CLOSED
0	CASES PENDING

Number of Days to Complete AG Cases	
0	1 YEAR
0	1 TO 2 YEARS
1	2 TO 3 YEARS
0	OVER 3 YEARS
747	AVERAGE NUMBER OF DAYS TO IMPOSE DISCIPLINE

Formal Actions Filed/Withdrawn/Dismissed	
0	STATEMENTS OF ISSUES FILED
1	ACCUSATIONS FILED
0	PETITIONS TO REVOKE PROBATION/ACCUSATIONS AND PETITIONS TO REVOKE FILED
0	RESTRAINING/RESTRICTION/SUSPENSION ORDERS GRANTED
0	STATEMENTS OF ISSUES WITHDRAWN/DISMISSED
0	ACCUSATIONS WITHDRAWN/DISMISSED

Administrative Outcomes/Final Orders	
0	LICENSE APPLICATIONS DENIED
0	REVOCATION
1	SURRENDER OF LICENSE
0	PROBATION WITH SUSPENSION
0	SUSPENSION ONLY
0	PROBATION ONLY
0	PUBLIC REPRIMAND
0	OTHER DECISIONS

Subsequent Disciplinary Administrative Outcomes/Final Orders	
0	REVOCATION
0	SURRENDER OF LICENSE
0	PROBATION WITH SUSPENSION
0	SUSPENSION ONLY
0	PROBATION ONLY
0	PUBLIC REPRIMAND
0	OTHER DECISIONS

Petition for Modification or Termination of Probation	
0	GRANTED
0	DENIED
0	TOTAL

Petition for Reinstatement of Revoked License/Registration/Certification	
0	GRANTED
0	DENIED
0	TOTAL

Cost Recovery to DCA	
\$0	ORDERED
\$22,790	COLLECTED

Restitution to Consumers/Refunds/Savings	
\$0	RESTITUTION ORDERED
\$0	AMOUNT REFUNDED
\$0	REWORK AT NO CHARGE
\$0	ADJUSTMENTS/RETURNS/EXCHANGES
\$0	TOTAL SAVINGS ACHIEVED FOR CONSUMERS

Receipt of Complaint to Assignment to Investigator	
10	AVERAGE NUMBER OF DAYS

Investigations: Opening to Closing of Case	
21	AVERAGE NUMBER OF DAYS

Investigations: Closure of Investigation to Imposing Formal Discipline	
125	AVERAGE NUMBER OF DAYS

Summary of Enforcement Activity PHYSICIANS AND SURGEONS

Consumer Complaints—Intake	
9,298	RECEIVED
0	CLOSED WITHOUT REFERRAL FOR INVESTIGATION
9,391	REFERRED FOR INVESTIGATION
3,069	PENDING

Conviction/Arrest Notification Complaints	
321	RECEIVED
326	CLOSED/REFERRED FOR INVESTIGATION
56	PENDING

Inspections	
N/A	

Investigations	
9,898	OPENED
10,173	CLOSED
4,682	PENDING

Number of Days to Complete Intake and Investigations	
4,629	UP TO 90 DAYS
2,361	91 TO 180 DAYS
2,026	181 DAYS TO 1 YEAR
846	1 TO 2 YEARS
300	2 TO 3 YEARS
11	OVER 3 YEARS
165	AVERAGE NUMBER OF DAYS TO COMPLETE INTAKE AND INVESTIGATIONS

Citations and Fines	
137	ISSUED
133	ISSUED WITH A FINE
34	WITHDRAWN
1	DISMISSED
271	AVERAGE NUMBER OF DAYS TO ISSUE A CITATION AND FINE

Total Amount of Fines	
\$142,350	ASSESSED
\$10,175	REDUCED
\$75,575	COLLECTED

Criminal/Civil Actions	
43	REFERRALS FOR CRIMINAL/CIVIL ACTION
21	CRIMINAL ACTIONS FILED
0	CIVIL ACTIONS FILED

Office of the Attorney General/Disciplinary Actions	
491	CASES OPENED/INITIATED
369	CASES CLOSED
436	CASES PENDING

Number of Days to Complete AG Cases	
42	1 YEAR
81	1 TO 2 YEARS
86	2 TO 3 YEARS
160	OVER 3 YEARS
961	AVERAGE NUMBER OF DAYS TO IMPOSE DISCIPLINE

Formal Actions Filed/Withdrawn/Dismissed	
3	STATEMENTS OF ISSUES FILED
314	ACCUSATIONS FILED
55	PETITIONS TO REVOKE PROBATION/ACCUSATIONS AND PETITIONS TO REVOKE FILED
104	RESTRAINING/RESTRICTION/SUSPENSION ORDERS GRANTED*
0	STATEMENTS OF ISSUES WITHDRAWN/DISMISSED
20	ACCUSATIONS WITHDRAWN/DISMISSED

*36 interim suspension orders; 0 temporary restraining orders; 2 automatic suspension orders; 15 Penal Code section 23 orders; 6 court orders; 11 out-of-state suspension orders; 0 stipulated agreement to suspend or restrict the practice of medicine; 34 cease practice orders.

Administrative Outcomes/Final Orders	
6	LICENSE APPLICATIONS DENIED
42	REVOCAION
101	SURRENDER OF LICENSE
6	PROBATION WITH SUSPENSION
0	SUSPENSION ONLY
171	PROBATION ONLY
86	PUBLIC REPRIMAND
2	OTHER DECISIONS
12	PROBATIONARY LICENSE ISSUED

Subsequent Disciplinary Administrative Outcomes/Final Orders	
15	REVOCAION
10	SURRENDER OF LICENSE
1	PROBATION WITH SUSPENSION
0	SUSPENSION ONLY
19	PROBATION ONLY
0	PUBLIC REPRIMAND
1	OTHER DECISIONS

Petition for Modification or Termination of Probation	
21	GRANTED
2	DENIED
23	TOTAL

Petition for Reinstatement of Revoked License/Registration/Certification	
4	GRANTED
10	DENIED
14	TOTAL

Cost Recovery to DCA	
\$48,325	ORDERED
\$49,862	COLLECTED

Restitution to Consumers/Refunds/Savings	
\$286,926	RESTITUTION ORDERED
\$0	AMOUNT REFUNDED
\$0	REWORK AT NO CHARGE
\$0	ADJUSTMENTS/RETURNS/EXCHANGES
\$0	TOTAL SAVINGS ACHIEVED FOR CONSUMERS

Receipt of Complaint to Assignment to Investigator	
11	AVERAGE NUMBER OF DAYS

Investigations: Opening to Closing of Case	
165	AVERAGE NUMBER OF DAYS

Investigations: Closure of Investigation to Imposing Formal Discipline	
507	AVERAGE NUMBER OF DAYS

Summary of Enforcement Activity POLYSOMNOGRAPHIC PROGRAM

Consumer Complaints—Intake	
5	RECEIVED
0	CLOSED WITHOUT REFERRAL FOR INVESTIGATION
5	REFERRED FOR INVESTIGATION
1	PENDING

Conviction/Arrest Notification Complaints	
3	RECEIVED
3	CLOSED/REFERRED FOR INVESTIGATION
0	PENDING

Inspections	
N/A	

Investigations	
8	OPENED
9	CLOSED
6	PENDING

Number of Days to Complete Intake and Investigations	
2	UP TO 90 DAYS
2	91 TO 180 DAYS
4	181 DAYS TO 1 YEAR
1	1 TO 2 YEARS
0	2 TO 3 YEARS
0	OVER 3 YEARS
193	AVERAGE NUMBER OF DAYS TO COMPLETE INTAKE AND INVESTIGATIONS

Citations and Fines	
N/A	ISSUED
N/A	ISSUED WITH A FINE
N/A	WITHDRAWN
N/A	DISMISSED
N/A	AVERAGE NUMBER OF DAYS TO ISSUE A CITATION AND FINE

Total Amount of Fines	
N/A	ASSESSED
N/A	REDUCED
N/A	COLLECTED

Criminal/Civil Actions	
0	REFERRALS FOR CRIMINAL/CIVIL ACTION
0	CRIMINAL ACTIONS FILED
0	CIVIL ACTIONS FILED

Office of the Attorney General/Disciplinary Actions	
2	CASES OPENED/INITIATED
3	CASES CLOSED
1	CASES PENDING

Number of Days to Complete AG Cases	
0	1 YEAR
2	1 TO 2 YEARS
1	2 TO 3 YEARS
0	OVER 3 YEARS
621	AVERAGE NUMBER OF DAYS TO IMPOSE DISCIPLINE

Formal Actions Filed/Withdrawn/Dismissed	
1	STATEMENTS OF ISSUES FILED
1	ACCUSATIONS FILED
1	PETITIONS TO REVOKE PROBATION/ACCUSATIONS AND PETITIONS TO REVOKE FILED
1	RESTRAINING/RESTRICTION/SUSPENSION ORDERS GRANTED
0	STATEMENTS OF ISSUES WITHDRAWN/DISMISSED
0	ACCUSATIONS WITHDRAWN/DISMISSED

Administrative Outcomes/Final Orders	
0	LICENSE APPLICATIONS DENIED
1	REVOCAION
0	SURRENDER OF LICENSE
0	PROBATION WITH SUSPENSION
0	SUSPENSION ONLY
1	PROBATION ONLY
0	PUBLIC REPRIMAND
0	OTHER DECISIONS
0	PROBATIONARY LICENSE ISSUED

Subsequent Disciplinary Administrative Outcomes/Final Orders	
1	REVOCAION
0	SURRENDER OF LICENSE
0	PROBATION WITH SUSPENSION
0	SUSPENSION ONLY
0	PROBATION ONLY
0	PUBLIC REPRIMAND
0	OTHER DECISIONS

Petition for Modification or Termination of Probation	
0	GRANTED
0	DENIED
0	TOTAL

Petition for Reinstatement of Revoked License/Registration/Certification	
0	GRANTED
0	DENIED
0	TOTAL

Cost Recovery to DCA	
\$0	ORDERED
\$0	COLLECTED

Restitution to Consumers/Refunds/Savings	
\$0	RESTITUTION ORDERED
\$0	AMOUNT REFUNDED
\$0	REWORK AT NO CHARGE
\$0	ADJUSTMENTS/RETURNS/EXCHANGES
\$0	TOTAL SAVINGS ACHIEVED FOR CONSUMERS

Receipt of Complaint to Assignment to Investigator	
6	AVERAGE NUMBER OF DAYS

Investigations: Opening to Closing of Case	
193	AVERAGE NUMBER OF DAYS

Investigations: Closure of Investigation to Imposing Formal Discipline	
388	AVERAGE NUMBER OF DAYS

Summary of Enforcement Activity RESEARCH PSYCHOANALYST

Consumer Complaints—Intake	
3	RECEIVED
0	CLOSED WITHOUT REFERRAL FOR INVESTIGATION
3	REFERRED FOR INVESTIGATION
0	PENDING

Conviction/Arrest Notification Complaints	
1	RECEIVED
1	CLOSED/REFERRED FOR INVESTIGATION
0	PENDING

Inspections	
N/A	

Investigations	
4	OPENED
4	CLOSED
2	PENDING

Number of Days to Complete Intake and Investigations	
3	UP TO 90 DAYS
0	91 TO 180 DAYS
0	181 DAYS TO 1 YEAR
1	1 TO 2 YEARS
0	2 TO 3 YEARS
0	OVER 3 YEARS
122	AVERAGE NUMBER OF DAYS TO COMPLETE INTAKE AND INVESTIGATIONS

Citations and Fines	
N/A	ISSUED
N/A	ISSUED WITH A FINE
N/A	WITHDRAWN
N/A	DISMISSED
N/A	AVERAGE NUMBER OF DAYS TO ISSUE A CITATION AND FINE

Total Amount of Fines	
N/A	ASSESSED
N/A	REDUCED
N/A	COLLECTED

Criminal/Civil Actions	
0	REFERRALS FOR CRIMINAL/CIVIL ACTION
0	CRIMINAL ACTIONS FILED
0	CIVIL ACTIONS FILED

Office of the Attorney General/Disciplinary Actions	
0	CASES OPENED/INITIATED
0	CASES CLOSED
0	CASES PENDING

Number of Days to Complete AG Cases	
0	1 YEAR
0	1 TO 2 YEARS
0	2 TO 3 YEARS
0	OVER 3 YEARS
0	AVERAGE NUMBER OF DAYS TO IMPOSE DISCIPLINE

Formal Actions Filed/Withdrawn/Dismissed	
0	STATEMENTS OF ISSUES FILED
0	ACCUSATIONS FILED
0	PETITIONS TO REVOKE PROBATION/ACCUSATIONS AND PETITIONS TO REVOKE FILED
0	RESTRAINING/RESTRICTION/SUSPENSION ORDERS GRANTED
0	STATEMENTS OF ISSUES WITHDRAWN/DISMISSED
0	ACCUSATIONS WITHDRAWN/DISMISSED

Administrative Outcomes/Final Orders	
0	LICENSE APPLICATIONS DENIED
0	REVOCATION
0	SURRENDER OF LICENSE
0	PROBATION WITH SUSPENSION
0	SUSPENSION ONLY
0	PROBATION ONLY
0	PUBLIC REPRIMAND
0	OTHER DECISIONS

Subsequent Disciplinary Administrative Outcomes/Final Orders	
0	REVOCATION
0	SURRENDER OF LICENSE
0	PROBATION WITH SUSPENSION
0	SUSPENSION ONLY
0	PROBATION ONLY
0	PUBLIC REPRIMAND
0	OTHER DECISIONS

Petition for Modification or Termination of Probation	
0	GRANTED
0	DENIED
0	TOTAL

Petition for Reinstatement of Revoked License/Registration/Certification	
0	GRANTED
0	DENIED
0	TOTAL

Cost Recovery to DCA	
\$0	ORDERED
\$0	COLLECTED

Restitution to Consumers/Refunds/Savings	
\$0	RESTITUTION ORDERED
\$0	AMOUNT REFUNDED
\$0	REWORK AT NO CHARGE
\$0	ADJUSTMENTS/RETURNS/EXCHANGES
\$0	TOTAL SAVINGS ACHIEVED FOR CONSUMERS

Receipt of Complaint to Assignment to Investigator	
3	AVERAGE NUMBER OF DAYS

Investigations: Opening to Closing of Case	
122	AVERAGE NUMBER OF DAYS

Investigations: Closure of Investigation to Imposing Formal Discipline	
0	AVERAGE NUMBER OF DAYS

NATUROPATHIC MEDICINE COMMITTEE

Naturopathic

Licenses and regulates naturopathic doctors.

STAFF:

1 civil servant positions
1 exempt

LICENSEES:

828

BOARD MEMBERSHIP:

2 public representatives
4 licensees
2 physicians (MD/DO)

COMMITTEE STAFF:

Executive Officer:
Rebecca Mitchell
 rebecca.mitchell@dca.ca.gov

Legislative Contact:
Rebecca Mitchell
 rebecca.mitchell@dca.ca.gov

STRATEGIC PLAN ADOPTED:

2016

www.naturopathic.ca.gov



LAWS AND REGULATIONS:

Business and Professions Code §§ 3610 – 3686
California Code of Regulations, Title 16, Division 40, §§ 4200 – 4268

SUNSET REVIEW:

Last Review: 2017 Next Review: 2021

BOARD MEMBERS:

Name	Appointment Expires	Appointment Type	Appointment Authority
DAVID FIELD (PRESIDENT)	JANUARY 1, 2018	PROFESSIONAL	GOVERNOR
THYONNE GORDON*	JANUARY 1, 2018	PUBLIC	GOVERNOR
MICHAEL HIRT	JANUARY 1, 2018	PROFESSIONAL	GOVERNOR
ALEXANDER KIM*	JANUARY 1, 2018	PUBLIC	GOVERNOR
TARA LEVY (VICE PRESIDENT)	JANUARY 1, 2018	PROFESSIONAL	GOVERNOR
MYLES SPAR	JANUARY 1, 2018	PROFESSIONAL	GOVERNOR
DARA THOMPSON	JANUARY 1, 2018	PROFESSIONAL	GOVERNOR
GRETA D'AMICO	JANUARY 1, 2019	PROFESSIONAL	GOVERNOR
GREGORY WEISSWASSER	JANUARY 1, 2019	PROFESSIONAL	GOVERNOR

*The Committee will remove the two public members, effective January 1, 2018, per SB 796 (Hill, Chapter 600, Statutes of 2017). Two new public members will consist of one professional member appointed by the Speaker of the Assembly and one professional member appointed by the Senate Committee on Rules.

RECIPROCITY

Pursuant to Business and Professions Code § 3633, applicants must have graduated from one of eight approved or candidate naturopathic medical schools accredited by the Council on Naturopathic Medical Education or an equivalent federally-recognized accrediting body and take and pass the Naturopathic Physicians Licensing Examination administered by the North American Board of Naturopathic Examiners. Of these eight schools, only one is in the State of California and it opened in August 2012.

ACCOMPLISHMENTS

- Developed an Administrative Manual. The manual is a general reference including a review of important laws, regulations, and basic Committee policies to guide the actions of the Committee members and ensure Committee effectiveness and efficiency. The Administrative Manual was reviewed and approved by the Committee in November 2016.
- Executive Officer gave a presentation at the California Naturopathic Doctors Association's Annual Symposium on the topics of public protection and the new BreEZe and CURES 2.0 systems. This outreach allowed licensees and naturopathic students to ask questions related to the Naturopathic Doctors Act and the regulations surrounding it. The outreach effort also assisted in familiarizing licensees with the BreEZe online system along with the new CURES policies and onboarding requirements.
- Developed a presentation that will be used to demonstrate to physician and surgeon stakeholders the education and training of naturopathic doctors and the differences of the uneducated and unregulated "naturopaths" who do not meet the requirements to become a licensed Naturopathic Doctor (ND). The Committee wants to ensure that there is a factual understanding of the reason that NDs are primary care doctors.
- Prepared the 2016 Sunset Review Report, which was presented to the Legislature in November 2016. The Committee prepared and submitted responses to issues identified in the 2017 Background Paper, attended and testified at the Oversight Hearing before the Senate Committee on Business, Professions and Economic Development and the Assembly Committee on Business and Professions in February 2017.
- Licensing unit continues to exceed the Committee's licensing performance processing times. This falls in line with the Committee's goals of providing excellent service to the licensees while protecting consumers.
- Adopted and amended a prior version of the Disciplinary Guidelines, SB 1441 (Substance Abusing Licensees). SB 1111 (Consumer Protection Enforcement Initiative) has added this section to SB 796 and is currently preparing the regulation package. Incorporating the Disciplinary Guidelines and adopting the triggers for substance abusing licensees will further assist the Committee in its duties of protecting consumers from potential harm.
- With the assistance of DCA, took several steps in ensuring that a backlog in the enforcement unit was significantly reduced. With the creation and implementation of modernized policies coupled with additional training for Committee staff, and use of the new BreEZe Licensing and Enforcement database, the Committee effectively improved the backlog in enforcement. The Committee will remain vigilant in its efforts to meet and maintain performance targets moving forward.

NEW LEGISLATION

**Extends through 2017*

- SB 796 (Hill, Chapter 600, Statutes of 2017) extends operation of the Committee from January 1, 2018, to January 1, 2022. This bill also makes the following amendments to the Naturopathic Doctors Act: 1) changes the composition of the Committee from nine Governor's appointees to nine Governor's appointees, one Senate Rules appointee, and one Speaker of the Assembly appointee; 2) requires any naturopathic medicine program that is approved by the Committee to evaluate an applicant's military education and training for applicability toward meeting requirements for course credit; 3) removes an existing requirement for applicants to submit an application in writing; 4) authorizes the Committee to conduct random audits to ensure continuing education requirements are met and establishes a continuing education conflict of interest policy; and 5) sets statutory ceilings for all Committee licensing fees. The Committee will remove the two public members, effective January 1, 2018. Two new public members will consist of one professional member appointed by the Speaker of the Assembly and one professional member appointed by the Senate Committee on Rules.

LICENSE REQUIREMENTS

License Requirements	Y/N?
DEGREE/PROFESSIONAL SCHOOLING	Y
QUALIFYING EXPERIENCE (MAY INCLUDE EDUCATION)	Y
EXAMINATION	Y
CONTINUING EDUCATION/COMPETENCY	Y
FINGERPRINT REQUIREMENT	Y

*Business and Professions Code §§ 3630–3637.

FEES*

License Type/Fee Type	Actual Fee	Statutory Limit
APPLICATION FEE	\$400	\$400
INITIAL LICENSURE FEE**	\$433-\$800	\$800
TOTAL INITIAL LICENSE FEES	\$833-\$1,200	\$1,200
BIENNIAL RENEWAL FEE	\$800	\$800

*Some additional fees may be required per Business & Professions Code § 3680.

**Fees are prorated.

Summary of Licensing Activity

Initial Licenses/Certificates/Permits			
TYPE	APPS RECEIVED	ISSUED	RENEWED
INITIAL APPLICATIONS (1020)	112	102	N/A
INITIAL LICENSE FEE (1021)	104	94	302

Licensing Population by Type			
TYPE	CERTIFICATES/ PERMITS	LICENSES/ REGISTRATIONS	APPROVALS
CURRENT ACTIVE LICENSE (20)	N/A	674	N/A
CURRENT INACTIVE LICENSE (21)	N/A	18	N/A
DELIQUENT LICENSE (45)	N/A	136	N/A

Renewal and Continuing Education (CE)		
TYPE	FREQUENCY OF RENEWAL	NUMBER CE HOURS REQUIRED EACH CYCLE
NATUROPATHIC DOCTORS LICENSE	BIENNIAL	60 CEUs (20 PHARM)

Exams Results			
EXAM TITLE	PASS	FAIL	TOTAL
N/A			

Summary of Enforcement Activity

Consumer Complaints—Intake	
35	RECEIVED
1	CLOSED WITHOUT REFERRAL FOR INVESTIGATION
73	REFERRED FOR INVESTIGATION
1	PENDING

Conviction/Arrest Notification Complaints	
4	RECEIVED
3	CLOSED/REFERRED FOR INVESTIGATION
1	PENDING

Inspections	
N/A	

Investigations	
77	OPENED
102	CLOSED
70	PENDING

Number of Days to Complete Intake and Investigations	
25	UP TO 90 DAYS
8	91 TO 180 DAYS
36	181 DAYS TO 1 YEAR
13	1 TO 2 YEARS
12	2 TO 3 YEARS
8	OVER 3 YEARS
715	AVERAGE NUMBER OF DAYS TO COMPLETE INTAKE AND INVESTIGATIONS

Citations and Fines	
0	ISSUED
0	ISSUED WITH A FINE
0	WITHDRAWN
0	DISMISSED
0	AVERAGE NUMBER OF DAYS TO ISSUE A CITATION AND FINE

Total Amount of Fines	
0	ASSESSED
0	REDUCED
0	COLLECTED

Criminal/Civil Actions	
1	REFERRALS FOR CRIMINAL/CIVIL ACTION
1	CRIMINAL ACTIONS FILED
0	CIVIL ACTIONS FILED

Office of the Attorney General/Disciplinary Actions	
0	CASES OPENED/INITIATED
1	CASES CLOSED
0	CASES PENDING

Number of Days to Complete AG Cases	
0	1 YEAR
0	1 TO 2 YEARS
1	2 TO 3 YEARS
0	OVER 3 YEARS
805	AVERAGE NUMBER OF DAYS TO IMPOSE DISCIPLINE

Formal Actions Filed/Withdrawn/Dismissed	
0	STATEMENTS OF ISSUES FILED
1	ACCUSATIONS FILED
0	RESTRAINING/RESTRICTION/SUSPENSION ORDERS GRANTED
0	STATEMENTS OF ISSUES WITHDRAWN/DISMISSED
0	ACCUSATIONS WITHDRAWN/DISMISSED

Administrative Outcomes/Final Orders	
0	LICENSE APPLICATIONS DENIED
0	REVOCAION
0	SURRENDER OF LICENSE
0	PROBATION WITH SUSPENSION
0	SUSPENSION ONLY
1	PROBATION ONLY
0	PUBLIC REPRIMAND
0	OTHER DECISIONS

Petition for Modification or Termination of Probation	
0	GRANTED
0	DENIED
0	TOTAL

Petition for Reinstatement of Revoked License/Registration/Certification	
0	GRANTED
0	DENIED
0	TOTAL

Cost Recovery to DCA	
\$5,000	ORDERED
\$5,000	COLLECTED

Restitution to Consumers/Refunds/Savings	
\$0	RESTITUTION ORDERED
\$0	AMOUNT REFUNDED
\$0	REWORK AT NO CHARGE
\$0	ADJUSTMENTS/RETURNS/EXCHANGES
\$0	TOTAL SAVINGS ACHIEVED FOR CONSUMERS

Receipt of Complaint to Assignment to Investigator	
1	AVERAGE NUMBER OF DAYS

Investigations: Opening to Closing of Case	
715	AVERAGE NUMBER OF DAYS

Investigations: Closure of Investigation to Imposing Formal Discipline	
266	AVERAGE NUMBER OF DAYS

Occupational Therapy

Licenses and regulates occupational therapists and occupational therapy assistants.

STAFF:

16.2 civil servant positions
1 exempt

LICENSEES:

15,553

BOARD MEMBERSHIP:

3 public representatives
4 licensees

BOARD STAFF:

Executive Officer:
Heather Martin
heather.martin@dca.ca.gov

Legislative Contacts:
Heather Martin
heather.martin@dca.ca.gov
Jeff Hanson
jeff.hanson@dca.ca.gov

STRATEGIC PLAN ADOPTED:

2016

www.bot.ca.gov

LAWS AND REGULATIONS:

Business and Professions Codes §§ 2570 – 2571
Title 16, Division 39, California Code of Regulations §§ 4100 – 4187

SUNSET REVIEW:

Last Review: 2017 **Next Review: 2021**

BOARD MEMBERS:

Name	Appointment Expires	Appointment Type	Appointment Authority
RICHARD BOOKWALTER (VICE PRESIDENT)	DECEMBER 31, 2020	PROFESSIONAL	GOVERNOR
TERESA DAVIES	DECEMBER 31, 2020	PUBLIC	SENATE RULES COMMITTEE
BEATA DRAGA-MORCOS	DECEMBER 31, 2018	PUBLIC	GOVERNOR
JEFFREY FERRO	DECEMBER 31, 2020	PUBLIC	SPEAKER OF THE ASSEMBLY
LAURA HAYTH	DECEMBER 31, 2018	PROFESSIONAL	GOVERNOR
DENISE MILLER (PRESIDENT)	DECEMBER 31, 2019	PROFESSIONAL	GOVERNOR
SHARON PAVLOVICH (SECRETARY)	DECEMBER 31, 2019	PROFESSIONAL	GOVERNOR

California

BOARD OF OCCUPATIONAL THERAPY



RECIPROCITY

None.

ACCOMPLISHMENTS

- Gathered data and provided information relative to the Board's performance and operations for its Sunset Report, which went to the Legislature December 1, 2016. Participated in the Joint Legislative Sunset Review Oversight Hearings and testified before the Assembly Business and Professions and Senate Business, Professions, and Economic Development committees in March 2017. As a result, the Board's operational authority was proposed to be extended to January 2022 in AB 1706.
- Secured six additional enforcement staff and 1.5 licensing staff positions through the Budget Change Proposal process effective July 1, 2016. The new positions will address enforcement case backlogs and an increase in applications for licensure.
- Increased outreach efforts within the profession and at schools. Board members and staff attended the Occupational Therapy Association of California Annual Conference in October 2016. The Board's President, Vice President, and Executive Officer presented a session at the conference entitled "Regulatory Update: Protecting Your License." In addition, the Executive Officer and Board staff provided outreach at several programs within California designed to orient students with the application process for licensure, overview of the laws and regulations, continuing education requirements, and expectations for ethical practice.

NEW LEGISLATION

**Extends through 2017*

- AB 1706 (Committee on Business and Professions, Chapter 454, Statutes of 2017) extends the sunset date of the Board of Occupational Therapy, the Physical Therapy Board, and the Speech-Language Pathology and Audiology and Hearing Aid Dispensers Board to January 1, 2022, and allows the Legislature to conduct a review of the Board of Chiropractic Examiners.

- SB 547 (Hill, Chapter 429, Statutes of 2017) makes numerous noncontroversial, substantive changes to the Board of Accountancy, Board of Barbering and Cosmetology, Board of Chiropractic Examiners, Board of Registered Nursing, Cemetery and Funeral Bureau, Board of Occupational Therapy, Board of Pharmacy, Board of Podiatric Medicine, Board of Psychology, Bureau of Security and Investigative Services, Bureau of Real Estate Appraisers, Bureau of Automotive Repair, and Veterinary Medical Board. This bill specifies that the fee collected by the Board of Occupational Therapy for fingerprinting cannot exceed the amount charged by the agency providing the criminal history record check. This bill also authorizes the Board of Occupational Therapy to collect a fee to query the National Practitioner Data Bank. The fee cannot exceed the amount charged per query.

LICENSE REQUIREMENTS

License Requirements	Y/N?
DEGREE/PROFESSIONAL SCHOOLING	Y
QUALIFYING EXPERIENCE (MAY INCLUDE EDUCATION)	Y
EXAMINATION	Y
CONTINUING EDUCATION/COMPETENCY	Y
FINGERPRINT REQUIREMENT	Y

FEES*

License Type/Fee Type	Actual Fee	Statutory Limit
OCCUPATIONAL THERAPIST		
APPLICATION FEE	\$50	\$50
INITIAL LICENSE FEE	\$220 (PRORATED)	\$150 ANNUAL
TOTAL INITIAL LICENSE FEES	\$50-\$270	
BIENNIAL RENEWAL FEE	\$220 BIENNIAL	\$150 ANNUAL
OCCUPATIONAL THERAPY ASSISTANT		
APPLICATION FEE	\$50	\$50
INITIAL LICENSE FEE	\$180 (PRORATED)	\$150 ANNUAL
TOTAL INITIAL LICENSE FEES	\$50-\$230	
RENEWAL FEE	\$180 BIENNIAL	\$150 ANNUAL

*Additional fees may be required per Business and Professions Code §§ 2570.16

Summary of Licensing Activity

Initial Licenses/Certificates/Permits			
TYPE	APPS RECEIVED	ISSUED	RENEWED
7101 OCCUPATIONAL THERAPIST (OT)	1,330	1,177	1,192
7102 OT LIMITED PERMIT (OTLP)	76	46	62
7103 OCCUPATIONAL THERAPY ASSISTANT (OTA)	500	403	430
7104 OTA LIMITED PERMIT (OTALP)	23	10	15

Licensing Population by Type			
TYPE	CERTIFICATES/ PERMITS	LICENSES/ REGISTRATIONS	APPROVALS
7101 OCCUPATIONAL THERAPIST (OT)	N/A	13,380	6,131
7102 OT LIMITED PERMIT (OTLP)	5	N/A	N/A
7103 OCCUPATIONAL THERAPY ASSISTANT (OTA)	N/A	2,977	1,321
7104 OTA LIMITED PERMIT (OTALP)	2	N/A	N/A

Renewal and Continuing Education (CE)		
TYPE	FREQUENCY OF RENEWAL	NUMBER CE HOURS REQUIRED EACH CYCLE
7101 OCCUPATIONAL THERAPIST	BIENNIAL	24
7103 OCCUPATIONAL THERAPY ASSISTANT	BIENNIAL	24

Exams Results			
EXAM TITLE	PASS	FAIL	TOTAL
OCCUPATIONAL THERAPIST REGISTERED (OTR®)	NOT AVAILABLE	NOT AVAILABLE	NOT AVAILABLE
CERTIFIED OCCUPATIONAL THERAPY ASSISTANT (COTA®)	NOT AVAILABLE	NOT AVAILABLE	NOT AVAILABLE

Please Note: Exams are administered by the National Board for Certification in Occupational Therapy (NBCOT).

Summary of Enforcement Activity

Consumer Complaints—Intake	
241	RECEIVED
0	CLOSED WITHOUT REFERRAL FOR INVESTIGATION
241	REFERRED FOR INVESTIGATION
0	PENDING

Conviction/Arrest Notification Complaints	
156	RECEIVED
157	CLOSED/REFERRED FOR INVESTIGATION
0	PENDING

Inspections	
N/A	

Investigations	
398	OPENED
661	CLOSED
243	PENDING

Number of Days to Complete Intake and Investigations	
208	UP TO 90 DAYS
54	91 TO 180 DAYS
79	181 DAYS TO 1 YEAR
307	1 TO 2 YEARS
11	2 TO 3 YEARS
2	OVER 3 YEARS
303	AVERAGE NUMBER OF DAYS TO COMPLETE INTAKE AND INVESTIGATIONS

Citations and Fines	
93	ISSUED
93	ISSUED WITH A FINE
15	WITHDRAWN
5	DISMISSED
334	AVERAGE NUMBER OF DAYS TO ISSUE A CITATION AND FINE

Total Amount of Fines	
\$42,585	ASSESSED
\$10,700	REDUCED
\$26,662	COLLECTED

Criminal/Civil Actions	
0	REFERRALS FOR CRIMINAL/CIVIL ACTION
0	CRIMINAL ACTIONS FILED
0	CIVIL ACTIONS FILED

Office of the Attorney General/Disciplinary Actions	
19	CASES OPENED/INITIATED
18	CASES CLOSED
14	CASES PENDING

Number of Days to Complete AG Cases	
5	1 YEAR
6	1 TO 2 YEARS
6	2 TO 3 YEARS
0	OVER 3 YEARS
603	AVERAGE NUMBER OF DAYS TO IMPOSE DISCIPLINE

Formal Actions Filed/Withdrawn/Dismissed	
1	STATEMENTS OF ISSUES FILED
8	ACCUSATIONS FILED
0	RESTRAINING/RESTRICTION/SUSPENSION ORDERS GRANTED
0	STATEMENTS OF ISSUES WITHDRAWN/DISMISSED
0	ACCUSATIONS WITHDRAWN/DISMISSED

Administrative Outcomes/Final Orders	
2	LICENSE APPLICATIONS DENIED
5	REVOCAION
2	SURRENDER OF LICENSE
0	PROBATION WITH SUSPENSION
0	SUSPENSION ONLY
8	PROBATION ONLY
0	PUBLIC REPRIMAND
1	OTHER DECISIONS

Petition for Modification or Termination of Probation	
1	GRANTED
0	DENIED
1	TOTAL

Petition for Reinstatement of Revoked License/Registration/Certification	
0	GRANTED
0	DENIED
0	TOTAL

Cost Recovery to DCA	
\$17,888.86	ORDERED
\$7,439.28	COLLECTED

Restitution to Consumers/Refunds/Savings	
\$0	RESTITUTION ORDERED
\$0	AMOUNT REFUNDED
\$0	REWORK AT NO CHARGE
\$0	ADJUSTMENTS/RETURNS/EXCHANGES
\$0	TOTAL SAVINGS ACHIEVED FOR CONSUMERS

Receipt of Complaint to Assignment to Investigator	
1	AVERAGE NUMBER OF DAYS

Investigations: Opening to Closing of Case	
303	AVERAGE NUMBER OF DAYS

Investigations: Closure of Investigation to Imposing Formal Discipline	
603	AVERAGE NUMBER OF DAYS

Optometry

Licenses, registers and regulates optometrists, registered dispensing opticians, contact lens dispensers, spectacle lens dispenser and nonresident contact lens dispensers.

STAFF:

11.4 civil servant positions
1 exempt

LICENSEES:

17,082

BOARD MEMBERSHIP:

6 public representatives
5 licensees

BOARD STAFF:

Executive Officer:
Jessica Siefertman
jessica.siefertman@dca.ca.gov

Assistant Executive Officer:
Robert Stephanopoulos
robert.stephanopoulos@dca.ca.gov

Legislative Contact:
Jessica Siefertman
jessica.siefertman@dca.ca.gov

STRATEGIC PLAN ADOPTED:

2017

www.optometry.ca.gov

LAWS AND REGULATIONS:

Business and Professions Code §§ 2540 – 2545, §§ 2546 – 2546.10, §§ 2550 – 2569, §§ 3000 – 3167

Title 16, Division 15, California Code of Regulations §§ 1500 – 1582

Title 16, Division 13.5, California Code of Regulations §§ 1399.200 – 1399.279

SUNSET REVIEW:

Last Review: 2017 Next Review: 2021

BOARD MEMBERS:

Name	Appointment Expires	Appointment Type	Appointment Authority
CYD BRANDVEIN (PRESIDENT)	JUNE 1, 2021	Public	GOVERNOR
DONNA BURKE	JUNE 1, 2019	Public	SENATE RULES COMMITTEE
MADHU CHAWLA	JUNE 1, 2019	Professional	GOVERNOR
MARTHA GARCIA	JUNE 1, 2019	Professional	GOVERNOR
GLENN KAWAGUCHI	JUNE 1, 2018	Professional	GOVERNOR
DEBRA MCINTYRE	JUNE 1, 2021	Professional	GOVERNOR
RACHEL MICHELIN (SECRETARY)	JUNE 1, 2019	Public	GOVERNOR
MARK MORODOMI	JUNE 1, 2018	Public	GOVERNOR
MARIA SALAZAR SPERBER	JUNE 1, 2019	Public	SPEAKER OF THE ASSEMBLY
DAVID TURETSKY (VICE PRESIDENT)	JUNE 1, 2021	Professional	GOVERNOR
LILIAN WANG	JUNE 1, 2018	Professional	GOVERNOR



RECIPROCITY

Pursuant to Business and Professions Code (BPC) section 3057, any optometrist licensed in another state seeking California licensure must satisfy the same requirements as in-state applicants, with the following exceptions: The licensing examination for an optometric license in another state is accepted in lieu of the national exam, letters of good standing must be submitted from the other state board(s), disciplinary history is checked through the National Practitioner Data Bank (NPDB), and the minimum continuing education requirements set forth in BPC section 3059 for the current and preceding year must be met.

ACCOMPLISHMENTS

- The Board's Sunset hearing was February 27, 2017. Notable outcomes included:
 - » Enhanced inspection authority.
 - » Added authority to enroll (and charge a fee for) all applicants/licensees in the National Practitioner's Databank to receive out-of-state discipline notifications.
 - » Elimination of a license barrier for out-of-state licensees.
 - » Repeal of the foreign graduate examination sponsorship.
 - » Migration of the authority to expire optician registrations to Business and Professions Code (BPC) Chapter 5.5.
- Held 20 public meetings comprised of Board, committee, and workgroup meetings. Many of these were held by the Children's Vision Workgroup (CVW)—dedicated to AB 1110, which highlighted the importance of comprehensive eye examinations in school-age children. In addition, the CVW worked with Assembly Member Autumn Burke's office and held a press conference at the State Capitol to create awareness of the associated bill. The Board also held mobile optometric clinics meetings, discussing ways to increase patient access while maintaining the same standard of care.
- Closed last fiscal year with the highest enforcement activity in the past four years, with a 100 percent increase in disciplinary actions, a 130 percent increase in Attorney General transmittals, and an 84 percent increase in cases closed over the prior fiscal year. These were the highest numbers in the past four fiscal years.
- Collaborated its enforcement efforts with the Medical Board of California (MBC) related to joint jurisdictional complaints, emerging technologies, and its impact to consumers. In addition, the Board joined 66 other optometry boards at the annual Association of Regulatory Boards of Optometry conference in Washington, D.C., to discuss national issues impacting regulatory boards and the practice of optometry.
- Registered dispensing optician (RDO) program transitioned from MBC's domain in BreZE to the Board's—streamlining the application process. In addition, the online component was implemented, allowing registrants to submit initial and renewal applications, and address change request, and notify the Board of co-location relationships—all online.
- Conducted outreach with third-year optometry students at the three California schools of optometry to review common licensing, enforcement, and administrative questions. Further, Board staff and their children participated in the Board's children's vision press event at the Capitol.
- The Board met many goals outlined in its 2016–2020 Strategic Plan. These included:
 - » Transitioning to the BreZE database and performing outreach to advise stakeholders about BreZE.
 - » Transferring regulatory authority for the RDO program from MBC to the Board of Optometry.
 - » Restructuring the enforcement, licensing, and administration units to improve efficiencies with existing resources.
 - » Documenting all current licensing and enforcement business processes, as well as updating the Board member handbook.
 - » Completing individual development plans with all staff to increase professional growth.

- Appointed four members to the newly created Dispensing Opticians Committee (DOC) during the Board's April meeting. DOC is tasked with discussing issues that affect the practice of opticianry, researching regulatory changes, and making proposals to the full Board.
- Developed a new Strategic Plan for 2017–2020 with the assistance of SOLID, staff, and the public. The plan addresses organizational realignment, access to quality eye care, technology and innovation, new/emerging business models in optometric care, and professional and technical excellence. These issues are to streamline processes, enhance enforcement efforts, and remove licensing barriers while maintaining consumer protection.
- Received approval for a zero-cost budget change proposal (BCP) to reallocate RDO funds from services that were previously absorbed by MBC to actual positions. As a result, the Board was granted a .5 Office Technician and a .6 Special Investigator position.
- At the end of FY 2016–17, optometrist initial license applications were submitted online six times more than paper applications. These applications were also processed in one-tenth the time. Further, online renewal cycle times had dropped to an average of one day for all license types. Enforcement caseload dropped by 10 percent from the beginning to the end of the fiscal year, and the Board ended the fiscal year with 25 pending cases at the Attorney General's Office—by far the most in the past four fiscal years.

NEW LEGISLATION

**Extends through 2017*

- AB 443 (Salas, Chapter 549, Statutes of 2017) expands the scope of practice of licensed optometrists who are certified to use therapeutic pharmaceutical agents and creates a new certification for immunizations, clarifies the certification requirements for the glaucoma certification, and makes the therapeutic pharmaceutical agent certification a prerequisite for additional certifications.
- AB 1708 (Assembly Business and Professions Committee, Chapter 564, Statutes of 2017) extends the sunset date of the Board from January 1, 2018, to January 1, 2022; requires the Board to interface with the National Practitioner Data Bank (Data Bank) to vet applicants; changes the level of authority the Board has to review out-of-state applicants with prior disciplinary histories in states other than California; clarifies the Board's authority to inspect optometric and lens facilities; changes the initial licensing period of some applicants from a birth month system to a biennial system; stops the Board's review of foreign-educated applicants for the purpose of sitting for a national examination; and makes technical changes to the definition of "advertise."
- SB 798 (Hill, Chapter 775, Statutes of 2017) makes numerous substantial and technical changes relevant to the Medical Board of California and the Osteopathic Medical Board of California. In addition, this bill establishes that a registration issued by the Board of Optometry expires 24 months after the initial date of issuance or renewal, and provides that to renew a registration a registrant shall apply for a renewal and pay the renewal fee, prior to the time of expiration.

LICENSE REQUIREMENTS

License Requirements	Y/N?
DEGREE/PROFESSIONAL SCHOOLING	Y
QUALIFYING EXPERIENCE (MAY INCLUDE EDUCATION)	Y*
EXAMINATION	Y*
CONTINUING EDUCATION/COMPETENCY	Y*
FINGERPRINT REQUIREMENT	Y*

Business and Professions Code §§ 3044–3057.5.

*Spectacle/Contact Lens Dispenser does not require these items.

FEES*

License Type/Fee Type	Actual Fee	Statutory Limit
OPTOMETRIST		
LICENSE APPLICATION FEE	\$275	\$275
THERAPEUTIC PHARMACEUTICAL AGENTS CERTIFICATION	\$25	N/A
LACRIMAL IRRIGATION AND DILATION CERTIFICATION	\$25	\$50
GLAUCOMA CERTIFICATION	\$35	\$50
NATIONAL BOARD OF EXAMINERS IN OPTOMETRY EXAMINATION FEES (PARTS I, II, AND III)	\$2,150	N/A
STATE LAW EXAMINATION FEE	\$25	N/A
TOTAL INITIAL LICENSE FEE	\$2,450	N/A
BIENNIAL RENEWAL FEE	\$425	\$500
BRANCH OFFICE LICENSE		
LICENSE APPLICATION FEE	\$75	\$75
ANNUAL RENEWAL FEE	\$75	\$75
FICTICIOUS NAME PERMIT		
INITIAL LICENSE FEE	\$50	\$50
ANNUAL RENEWAL FEE	\$50	\$50
STATEMENT OF LICENSURE		
LICENSE APPLICATION FEE	\$40	\$40
BIENNIAL RENEWAL FEE	\$40	\$40
REGISTERED DISPENSING OPTICIAN		
INITIAL APPLICATION FEE	\$150	\$200
INITIAL REGISTRATION FEE	\$200	\$300
BIENNIAL RENEWAL FEE	\$200	\$300
CONTACT LENS DISPENSER		
INITIAL APPLICATION FEE	\$150	\$200
INITIAL REGISTRATION FEE	\$200	\$300

License Type/Fee Type Continued

AMERICAN BOARD OF OPTICIANRY SPECTACLE LENS EXAM FEE	\$225	N/A
TOTAL INITIAL LICENSE FEE	\$325	N/A
BIENNIAL RENEWAL FEE	\$200	\$300
SPECTACLE LENS DISPENSER		
INITIAL APPLICATION FEE	\$150	\$200
INITIAL REGISTRATION FEE	\$200	\$300
NATIONAL CONTACT LENS EXAMINERS CONTACT LENS EXAM FEE	\$225	N/A
TOTAL INITIAL LICENSE FEE	\$325	N/A
BIENNIAL RENEWAL FEE	\$200	\$300
OUT-OF-STATE OPTICIAN/NONRESIDENT CONTACT LENS SELLERS		
INITIAL APPLICATION FEE	\$150	\$200
INITIAL REGISTRATION FEE	\$200	\$300
BIENNIAL RENEWAL FEE	\$200	\$300

*National Board of Examiners in Optometry Exam fees set by the National Board of Examiners in Optometry; State Law Exam fee set by PSI Exams; ABO Exam fees set by the American Board of Opticianry; NCLE Exam fees set by the National Contact Lens Examiners. The fees go to the organization, not the Board.

An initial registration fee was added, and the renewal and application fees were raised on January 1, 2017, for all RDO registrations.

Summary of Licensing Activity

Initial Licenses/Certificates/Permits			
TYPE	APPS RECEIVED	ISSUED	RENEWED
OPTOMETRIST	323	307	3,847
BRANCH OFFICE LICENSE	75	60	351
STATEMENT OF LICENSURE	246	214	422
FICTITIOUS NAME PERMIT	165	142	1,404
REGISTERED DISPENSING OPTICIAN	122	78	454
REGISTERED CONTACT LENS DISPENSER	100	68	448
REGISTERED SPECTACLE LENS DISPENSER	359	292	996
NONRESIDENT CONTACT LENS SELLER	4	2	7
THERAPEUTIC PHARMACEUTICAL AGENTS CERTIFICATION	323	307	N/A
LACRIMAL IRRIGATION AND DILATION CERTIFICATION	335	320	N/A
GLAUCOMA CERTIFICATION	432	383	N/A

Licensing Population by Type			
TYPE	CERTIFICATES/ PERMITS	LICENSES/ REGISTRATIONS	APPROVALS
OPTOMETRIST	N/A	8,248	N/A
BRANCH OFFICE LICENSE	N/A	442	N/A
STATEMENT OF LICENSURE	N/A	1,406	N/A
FICTITIOUS NAME PERMIT	1,614	N/A	N/A
REGISTERED DISPENSING OPTICIAN	N/A	1,614	N/A
REGISTERED CONTACT LENS DISPENSER	N/A	1,410	N/A
REGISTERED SPECTACLE LENS DISPENSER	N/A	3,399	N/A
NONRESIDENT CONTACT LENS SELLER	N/A	12	N/A
DIAGNOSTIC PHARMACEUTICAL AGENTS CERTIFICATE	8,177	N/A	N/A
THERAPEUTIC PHARMACEUTICAL AGENTS CERTIFICATION	7,708	N/A	N/A
LACRIMAL IRRIGATION AND DILATION CERTIFICATION	4,659	N/A	N/A
GLAUCOMA CERTIFICATION	4,293	N/A	N/A

Renewal and Continuing Education (CE)		
TYPE	FREQUENCY OF RENEWAL	NUMBER CE HOURS REQUIRED EACH CYCLE
LICENSED OPTOMETRIST	EVERY 2 YEARS	40-50
BRANCH OFFICE LICENSE	EVERY YEAR	N/A
STATEMENT OF LICENSURE	EVERY 2 YEARS	N/A
FICTITIOUS NAME PERMIT	EVERY YEAR	N/A
REGISTERED DISPENSING OPTICIAN	EVERY 2 YEARS	N/A
REGISTERED CONTACT LENS DISPENSER	EVERY 2 YEARS	N/A
REGISTERED SPECTACLE LENS DISPENSER	EVERY 2 YEARS	N/A
NONRESIDENT CONTACT LENS SELLER	EVERY 2 YEARS	N/A

Exams Results			
EXAM TITLE	PASS	FAIL	TOTAL
CALIFORNIA LAWS AND REGULATIONS EXAM	248	29	277

Summary of Enforcement Activity

Consumer Complaints—Intake	
294	RECEIVED
78	CLOSED WITHOUT REFERRAL FOR INVESTIGATION
218	REFERRED FOR INVESTIGATION
0	PENDING

Conviction/Arrest Notification Complaints	
85	RECEIVED
88	CLOSED/REFERRED FOR INVESTIGATION
0	PENDING

Inspections	
0	

Investigations	
306	OPENED
363	CLOSED
292	PENDING

Number of Days to Complete Intake and Investigations

169	UP TO 90 DAYS
59	91 TO 180 DAYS
69	181 DAYS TO 1 YEAR
53	1 TO 2 YEARS
7	2 TO 3 YEARS
4	OVER 3 YEARS
206	AVERAGE NUMBER OF DAYS TO COMPLETE INTAKE AND INVESTIGATIONS

Citations and Fines

1	ISSUED
1	ISSUED WITH A FINE
0	WITHDRAWN
0	DISMISSED
772	AVERAGE NUMBER OF DAYS TO ISSUE A CITATION AND FINE

Total Amount of Fines

\$2,500	ASSESSED
\$0	REDUCED
\$0	COLLECTED

Criminal/Civil Actions

0	REFERRALS FOR CRIMINAL/CIVIL ACTION
0	CRIMINAL ACTIONS FILED
0	CIVIL ACTIONS FILED

Office of the Attorney General/Disciplinary Actions

22	CASES OPENED/INITIATED
12	CASES CLOSED
21	CASES PENDING

Number of Days to Complete AG Cases

0	1 YEAR
4	1 TO 2 YEARS
3	2 TO 3 YEARS
3	OVER 3 YEARS
1,157	AVERAGE NUMBER OF DAYS TO IMPOSE DISCIPLINE

Formal Actions Filed/Withdrawn/Dismissed

3	STATEMENTS OF ISSUES FILED
9	ACCUSATIONS FILED
0	RESTRAINING/RESTRICTION/SUSPENSION ORDERS GRANTED
1	STATEMENTS OF ISSUES WITHDRAWN/DISMISSED
0	ACCUSATIONS WITHDRAWN/DISMISSED

Administrative Outcomes/Final Orders

0	LICENSE APPLICATIONS DENIED
1	REVOCAION
4	SURRENDER OF LICENSE
1	PROBATION WITH SUSPENSION
0	SUSPENSION ONLY
2	PROBATION ONLY
1	PUBLIC REPRIMAND
0	OTHER DECISIONS

Petition for Modification or Termination of Probation

0	GRANTED
2	DENIED
2	TOTAL

Petition for Reinstatement of Revoked License/Registration/Certification

0	GRANTED
0	DENIED
0	TOTAL

Cost Recovery to DCA

\$37,602	ORDERED
\$15,483.07	COLLECTED

Restitution to Consumers/Refunds/Savings

\$0	RESTITUTION ORDERED
\$0	AMOUNT REFUNDED
\$0	REWORK AT NO CHARGE
\$0	ADJUSTMENTS/RETURNS/EXCHANGES
\$0	TOTAL SAVINGS ACHIEVED FOR CONSUMERS

Receipt of Complaint to Assignment to Investigator

11	AVERAGE NUMBER OF DAYS
-----------	------------------------

Investigations: Opening to Closing of Case

206	AVERAGE NUMBER OF DAYS
------------	------------------------

Investigations: Closure of Investigation to Imposing Formal Discipline

467	AVERAGE NUMBER OF DAYS
------------	------------------------

OSTEOPATHIC MEDICAL BOARD OF CALIFORNIA

Osteopathic

Licenses and regulates osteopathic physicians and surgeons.

STAFF:

10.5 civil servant positions
1 exempt

LICENSEES:

9,843

BOARD MEMBERSHIP:

4 public representatives
5 licensees

BOARD STAFF:

Executive Director:
Angie Burton
angie.burton@dca.ca.gov

Assistant Executive Director:
Terri Thornfinnson, J.D.
terri.thornfinnson@dca.ca.gov

Legislative Contact:
Angie Burton
angie.burton@dca.ca.gov

STRATEGIC PLAN ADOPTED:

2016

www.ombc.ca.gov

LAWS AND REGULATIONS:


Business and Professions Code §§ 2000 – 2459.7
Title 16, Division 16, California Code of Regulations §§ 1600 – 1697

SUNSET REVIEW:

Last Review: 2017 **Next Review: 2021**

BOARD MEMBERS:

Name	Appointment Expires	Appointment Type	Appointment Authority
MEGAN LIM BLAIR, D.O.	JUNE 1, 2018	PUBLIC	SPEAKER OF THE ASSEMBLY
CYRUS BUHARI, D.O. (SECRETARY/TREASURER)	JUNE 1, 2019	PROFESSIONAL	GOVERNOR
ELIZABETH JENSEN-BLUMBERG, D.O.	JUNE 1, 2019	PROFESSIONAL	GOVERNOR
JAMES LALLY, D.O. (VICE PRESIDENT)	JUNE 1, 2020	PROFESSIONAL	GOVERNOR
CLAUDIA MERCADO	JUNE 1, 2019	PUBLIC	SENATE RULES COMMITTEE
ANDREW MORENO	JANUARY 1, 2021	PUBLIC	GOVERNOR
CHERYL WILLIAMS	JANUARY 1, 2021	PUBLIC	GOVERNOR
JOSEPH ZAMMUTO, D.O. (PRESIDENT)	JUNE 1, 2019	PROFESSIONAL	GOVERNOR
VACANT		PROFESSIONAL	GOVERNOR



RECIPROCITY

Pursuant to Business and Professions Code section 2153.5, the Board accepts licensees from any state that requires passage of the Comprehensive Osteopathic Medical Licensing Examination (COMLEX) levels 1, 2CE, 2PE, and 3 as their written examination for licensure. Any other state written examination may be considered for approval and acceptance by the Board on a case-by-case basis.

ACCOMPLISHMENTS

- Developed the *Administrative Manual*. This manual is a general reference that includes a review of some important laws, regulations, and basic Board policies to guide the actions of the Board members and ensure Board effectiveness and efficiency. The manual was reviewed and approved by the Board at its meeting on October 7, 2016.
- Prepared the *2016 Sunset Review Report*, which was presented to the Senate Committee on Business, Professions and Economic Development in November 2016. Prepared and submitted response to issues identified in the 2017 Background Paper, attended and testified at the Oversight Hearing before the Senate Committee on Business, Professions and Economic Development and the Assembly Committee on Business and Professions on February 27, 2017.
- Submitted language to amend Business and Professions (B&P) Code section 2454.5 to streamline the Continuing Medical Education (CME) requirement for osteopathic physicians and surgeons. Language was submitted and requested to be included in the Sunrise Bill.
- Developed regulatory language to streamline CME requirements to align requirements with the amended B&P Code section 2454.5, and to create an audit-based CME review for license renewals. Developed a "CME self-certification" form to be used with new CME requirements. The Board approved the implementation of the audit based CME review and the self-certification form at its Board meeting on October 7, 2016.
- Developed a more efficient method for the Board's licensing unit for initial application processes. This implementation of the new, more efficient license application process reduced the application processing time from an average of 106 days to 52.

NEW LEGISLATION

**Extends through 2017*

- AB 40 (Santiago, Chapter 607, Statutes of 2017) requires the Department of Justice to provide

healthcare practitioners and pharmacists with access to the controlled substance history of a patient, contained in the Controlled Substance Utilization Review and Evaluation System (CURES) database, either through an online portal maintained by the Department of Justice or an authorized health information technology system. This bill also defines a "health information technology system" and establishes criteria for accessing the CURES database.

- AB 1048 (Arambula, Chapter 615, Statutes of 2017) authorizes a pharmacist to dispense a Schedule II controlled substance as a partial fill if requested by the patient or the prescriber. This bill also requires the prescription to expire 31 days after the date it was written.
- SB 241 (Monning, Chapter 513, Statutes of 2017) conforms existing law to the federal Health Information Portability and Accountability Act of 1996, requires healthcare providers to produce patient records in paper or electronic form upon request, and authorizes the healthcare provider to charge specified clerical, labor, supply, and postage costs.
- SB 512 (Hernandez, Chapter 428, Statutes of 2017) requires healthcare practitioners that perform stem cell therapy not approved by the federal Food and Drug Administration to inform patients that the therapy is unapproved; requires the notice to be displayed in the office of the healthcare practitioner and given to patients before treatment; authorizes healing arts programs to issue a citation and fine for failure to notify patients; and requires the Medical Board of California (MBC) to report violations.
- SB 554 (Stone, Chapter 513, Statutes of 2017) establishes buprenorphine prescription privileges granted under the Federal Comprehensive Addiction and Recovery Act of 2016 for nurse practitioners and physician assistants. Specifically, this bill institutes federal requirements in California law that nurse practitioners and physician assistants must complete 24 hours of related training from specified providers.
- SB 798 (Hill, Chapter 775, Statutes of 2017) extends the operation of MBC from January 1, 2018, to January 1, 2022, and makes several substantive and technical changes to statute. This bill extends the provision requiring legislative oversight of the Osteopathic Medical Board of California from January 1, 2018, to January 1, 2022, and makes several changes to the practice of osteopathic medicine. This bill also bifurcates MBC and the Board of Podiatric Medicine.

LICENSE REQUIREMENTS

License Requirements	Y/N?
DEGREE/PROFESSIONAL SCHOOLING	Y
QUALIFYING EXPERIENCE (MAY INCLUDE EDUCATION)	Y
EXAMINATION	Y
CONTINUING EDUCATION/COMPETENCY	Y
FINGERPRINT REQUIREMENT	Y

Business and Professions Code §§ 2099.5 and 2454.5.

FEES*

License Type/Fee Type	Actual Fee	Statutory Limit
OSTEOPATHIC PHYSICIAN AND SURGEON: APPLICATION FEE	\$200	\$400
OSTEOPATHIC PHYSICIAN AND SURGEON: INITIAL LICENSE FEE	\$400 (PRORATED)	\$400
TOTAL INITIAL LICENSE FEES	\$600 (LESS IF PRORATED)	\$600
OSTEOPATHIC PHYSICIAN AND SURGEON: BIENNIAL RENEWAL FEE	\$400	\$400

*Additional fees may be required per Business and Professions Code §§ 208, 2436.5.

Summary of Licensing Activity

Initial Licenses/Certificates/Permits			
TYPE	APPS RECEIVED	ISSUED	RENEWED
PHYSICIAN AND SURGEON, DO	893	910	4,497
FICTITIOUS NAME PERMIT	117	88	650

Licensing Population by Type			
TYPE	CERTIFICATES/ PERMITS	LICENSES/ REGISTRATIONS	APPROVALS
PHYSICIAN AND SURGEON, DO	N/A	9,843	
FICTITIOUS NAME PERMIT	973	N/A	

Renewal and Continuing Education (CE)		
TYPE	FREQUENCY OF RENEWAL	NUMBER CE HOURS REQUIRED EACH CYCLE
PHYSICIAN AND SURGEON LICENSE	EVERY 2 YEARS	150 CMES/3 YEARS
FICTITIOUS NAME PERMIT	EVERY YEAR	N/A

Exams Results			
EXAM TITLE	PASS	FAIL	TOTAL
N/A	N/A	N/A	N/A

Summary of Enforcement Activity

Consumer Complaints—Intake	
481	RECEIVED
2	CLOSED WITHOUT REFERRAL FOR INVESTIGATION
496	REFERRED FOR INVESTIGATION
36	PENDING

Conviction/Arrest Notification Complaints	
37	RECEIVED
37	CLOSED/REFERRED FOR INVESTIGATION
1	PENDING

Inspections	
N/A	

Investigations	
533	OPENED
502	CLOSED
192	PENDING

Number of Days to Complete Intake and Investigations	
305	UP TO 90 DAYS
167	91 TO 180 DAYS
31	181 DAYS TO 1 YEAR
17	1 TO 2 YEARS
9	2 TO 3 YEARS
3	OVER 3 YEARS
147	AVERAGE NUMBER OF DAYS TO COMPLETE INTAKE AND INVESTIGATIONS

Citations and Fines	
5	ISSUED
5	ISSUED WITH A FINE
0	WITHDRAWN
0	DISMISSED
22	AVERAGE NUMBER OF DAYS TO ISSUE A CITATION AND FINE

Total Amount of Fines	
\$3,200	ASSESSED
\$0	REDUCED
\$2,100	COLLECTED

Criminal/Civil Actions

1	REFERRALS FOR CRIMINAL/CIVIL ACTION
0	CRIMINAL ACTIONS FILED
0	CIVIL ACTIONS FILED

Office of the Attorney General/Disciplinary Actions

18	CASES OPENED/INITIATED
17	CASES CLOSED
19	CASES PENDING

Number of Days to Complete AG Cases

6	1 YEAR
4	1 TO 2 YEARS
3	2 TO 3 YEARS
5	OVER 3 YEARS
700	AVERAGE NUMBER OF DAYS TO IMPOSE DISCIPLINE

Formal Actions Filed/Withdrawn/Dismissed

1	STATEMENTS OF ISSUES FILED
14	ACCUSATIONS FILED
2	RESTRAINING/RESTRICTION/SUSPENSION ORDERS GRANTED
0	STATEMENTS OF ISSUES WITHDRAWN/DISMISSED
1	ACCUSATIONS WITHDRAWN/DISMISSED

Administrative Outcomes/Final Orders

1	LICENSE APPLICATIONS DENIED
5	REVOCAION
3	SURRENDER OF LICENSE
0	PROBATION WITH SUSPENSION
0	SUSPENSION ONLY
8	PROBATION ONLY
1	PUBLIC REPRIMAND
1	OTHER DECISIONS

Petition for Modification or Termination of Probation

2	GRANTED
2	DENIED
4	TOTAL

Petition for Reinstatement of Revoked License/Registration/Certification

0	GRANTED
0	DENIED
0	TOTAL

Cost Recovery to DCA

\$162,807.28	ORDERED
\$84,366.27	COLLECTED

Restitution to Consumers/Refunds/Savings

\$0	RESTITUTION ORDERED
\$0	AMOUNT REFUNDED
\$0	REWORK AT NO CHARGE
\$0	ADJUSTMENTS/RETURNS/EXCHANGES
\$0	TOTAL SAVINGS ACHIEVED FOR CONSUMERS

Receipt of Complaint to Assignment to Investigator

21	AVERAGE NUMBER OF DAYS
-----------	------------------------

Investigations: Opening to Closing of Case

106	AVERAGE NUMBER OF DAYS
------------	------------------------

Investigations: Closure of Investigation to Imposing Formal Discipline

305	AVERAGE NUMBER OF DAYS
------------	------------------------

CALIFORNIA STATE BOARD OF PHARMACY

Pharmacy

Licenses and regulates pharmacies, pharmacists, pharmacist interns, pharmacy technicians and drug wholesalers.

STAFF:

104.5 PY (including 3.7 PY BL 12-03) **civil servant positions**
1 exempt

LICENSEES:

139,164

BOARD MEMBERSHIP:

6 public representatives
7 licensees

BOARD STAFF:

Executive Officer:
Virginia Herold
virginia.herold@dca.ca.gov

Assistant Executive Officer:
Anne Sodergren
anne.sodergren@dca.ca.gov

Legislative Contacts:
Virginia Herold
virginia.herold@dca.ca.gov
Anne Sodergren
anne.sodergren@dca.ca.gov

STRATEGIC PLAN ADOPTED:

2016

www.pharmacy.ca.gov



LAWS AND REGULATIONS:

Business and Professions Codes §§ 4000 – 4426

Title 16, Division 17, California Code of Regulations §§ 1702 – 1793.8

SUNSET REVIEW:

Last Review: 2016 **Next Review: 2020**

BOARD MEMBERS:

Name	Appointment Expires	Appointment Type	Appointment Authority
RYAN BROOKS	JUNE 1, 2020	PUBLIC	GOVERNOR
LAVANZA "KERCHERYL" BUTLER	JUNE 1, 2021	PROFESSIONAL	GOVERNOR
AMY GUTIERREZ (PRESIDENT)	JUNE 1, 2018	PROFESSIONAL	GOVERNOR
AMJAD MAHMOOD KHAN	MARCH 1, 2021	PUBLIC	SPEAKER OF THE ASSEMBLY
VICTOR LAW (VICE PRESIDENT)	JUNE 1, 2020	PROFESSIONAL	GOVERNOR
GREGORY LIPPE	JUNE 1, 2020	PUBLIC	GOVERNOR
VALERIE MUÑOZ	AUGUST 1, 2020	PUBLIC	SENATE RULES COMMITTEE
RICARDO SANCHEZ	JUNE 1, 2018	PUBLIC	GOVERNOR
ALLEN SCHAAD (TREASURER)	JUNE 1, 2019	PROFESSIONAL	GOVERNOR
DEBORAH VEALE	JUNE 1, 2021	PROFESSIONAL	GOVERNOR
STANLEY WEISSER	JUNE 1, 2019	PROFESSIONAL	GOVERNOR
ALBERT WONG	JUNE 1, 2020	PROFESSIONAL	GOVERNOR
VACANT		PUBLIC	GOVERNOR

RECIPROCITY

None.

ACCOMPLISHMENTS

- Provided extensive stakeholder outreach and education in compliance with the new compounding regulations. Board inspectors provided additional guidance and training on compounding requirements for pharmacists through public presentations, website announcements, newsletter articles, and comprehensive online resources—including webinars, self-assessment forms, and answers to frequently asked questions. In addition, Board members established appeal processes for pharmacies needing to complete construction to comply with the new regulations. The measures reflected the Board's focus on public protection and ensuring that compounding pharmacies continue to provide appropriate and safe access to care during the transition period.
- Began issuing a new classification of licenses on Jan. 1, 2017, to advanced practice pharmacists. Advanced practice pharmacists are authorized to perform patient assessments; order and interpret drug therapy-related tests; participate in the evaluation and management of diseases and health conditions in collaboration with other healthcare providers; and initiate, adjust, or discontinue drug therapy for a patient, as long as the diagnosing prescriber is notified. By expanding the pool of available healthcare professionals, advanced practice pharmacists increase public access to healthcare and improve health outcomes for Californians.
- Implemented a new regulation establishing a state protocol that allows pharmacists with specified training to initiate or administer vaccines on their own authority. The new rule benefits public health and improves access to healthcare for Californians by allowing patients to receive vaccinations without first having to obtain a doctor's prescription. In addition, staff collaborated with the California Department of Public Health to publicize and implement a provision requiring pharmacists to report the administration of any vaccine to an immunization registry within 14 days.
- Adopted comprehensive regulations for pharmacies wishing to establish prescription drug take-back services, including collection receptacles in pharmacies and/or envelopes to mail medications back to manufacturers. The new regulations will help stop prescription drug abuse by increasing options for the public to safely dispose of unwanted, unused, or outdated prescription medications, and help protect the environment.
- Began issuing a new classification of licenses to outsourcing facilities that are registered with the U.S. Food and Drug Administration and that do business in California. Licensing was authorized by SB 1193 (Hill, Chapter 484, Statutes of 2016), which established a framework for regulating outsourcing facilities that compound sterile and nonsterile drugs. The law also protects consumers, including provisions that authorize the Board's Executive Officer to issue a cease and desist order if the Board determines that sterile or nonsterile drugs pose an immediate threat to public health or safety.
- Modified requirements for patient-centered labels on prescription drug containers for generic medications. Under a new regulation adopted by the Board, labels for generic medications must list the generic name; the statement "generic for (insert brand name here)"; and the name of the manufacturer. This label requirement will inform patients about the brand name and the generic name of the medication they are taking and will help safeguard against patients overdosing by taking the same medication twice under two different names.
- Formally adopted a regulation enabling pharmacists to furnish medications for travel outside the United States without a doctor's prescription making it easier for travelers to obtain prescription drugs for conditions that are recognized as self-diagnosable and self-treatable by the Centers for Disease Control and Prevention. This will reduce costs for Californians and benefit their health.
- Cohosted a major continuing education forum on drug abuse topics on March 11 with the U.S. Drug Enforcement Agency and University of California, San Diego, Skaggs School of Pharmacy. Approximately 225 pharmacists attended the day-long event and received six hours of continuing education (CE) credit during sessions on using California's prescription drug monitoring program (known as Controlled Substance Utilization Review and Evaluation System (CURES), prescription drug abuse, overdose prevention, and other topics. An additional one hour of CE credit was awarded to 132 pharmacists who received training on the state protocol for furnishing naloxone.
- Held a special meeting in Sacramento to review technological advances in the operation of automated drug delivery systems (ADDS) and to consider possible changes in pharmacy law to accommodate new developments in ADDS machines, which may be located remotely from the licensed pharmacy that is responsible for oversight. The Board is seeking ways to allow pharmacies to use ADDS machines to provide service to patients while maintaining security and protecting the public from diversion of controlled substances and other prescription drugs.

- Led efforts to increase public and professional awareness of availability of naloxone to reverse opioid overdoses. The Board published articles in *The Script* newsletter, sent email alerts to licensees and subscribers, and posted information and resources on its website to remind and educate pharmacists about the state's protocol for pharmacists furnishing naloxone. Copies of *The Script* article were sent to other California healing arts boards to spread the word to healthcare professionals about the protocol.
 - Expanded use of the Board's email alert system for notifying licensees of important news and information. In addition to pharmacies, the Board added pharmacists, pharmacy technicians, intern pharmacists, and designated representatives to those who must place their email addresses on file with the Board as authorized by SB 1193 (Hill, Chapter 484, Statutes of 2016). The Board will use alerts to improve communication and education of subscribers on key topics for licensees and consumers, including announcements of drug recalls, new regulations, meeting agendas and materials, training and continuing education opportunities, publication of *The Script* newsletter, and caring for patients during declared states of emergency.
 - Issued email alerts announcing 785 recalls by drug manufacturers at the patient or pharmacy level. Recall alerts protect consumers and public health by instantly notifying pharmacies and pharmacists of drug products recalled by manufacturers and subsidiaries.
 - Actively participated with other state agencies in the Prescription Opioid Misuse and Overdose Prevention work group to improve collaboration and expand joint efforts to address the opioid epidemic in California. Board staff served on the group's communication and outreach task force to help research and develop messages to educate the public about prescription painkillers, reduce demand for opioids, and change consumer attitudes and behaviors regarding opioid use and pain management.
 - Received approval of major budget change proposals that strengthen the Board's oversight of facilities that compound medications for patients. The Board added 3.5 positions to license and inspect outsourcing facilities and process registrations and renewals of ADDS devices.
- healthcare practitioners and pharmacists with access to the controlled substance history of a patient, contained in the Controlled Substance Utilization Review and Evaluation System (CURES) database, either through an online portal maintained by the Department of Justice or an authorized health information technology system. This bill also defines a "health information technology system" and establishes criteria for accessing the CURES database.
- AB 401 (Aguiar-Curry, Chapter 548, Statutes of 2017) requires the Board to issue a remote dispensing site pharmacy license to the supervising pharmacy in a "medically underserved area," as defined. This bill authorizes a remote dispensing site pharmacy to be staffed by pharmacy technicians, under the direct supervision and control of a pharmacist at the supervising pharmacy, using a telepharmacy system to supervise operations electronically. Additionally, this bill authorizes the Board, until January 1, 2021, to issue a license to two independently owned clinics that share a clinic office space.
 - AB 602 (Bonta, Chapter 139, Statutes of 2017) requires pharmacies that dispense nonprescription diabetes test devices, pursuant to a prescription, to retain records of the acquisition and sale of those devices for at least three years. This bill also requires device manufacturers and the Board to post the names of authorized distributors of nonprescription diabetes test devices on their websites. The Board is authorized to embargo nonprescription diabetes test devices that were not purchased from the manufacturer or an authorized distributor.
 - AB 1048 (Arambula, Chapter 615, Statutes of 2017) authorizes a pharmacist to dispense a Schedule II controlled substance as a partial fill if requested by the patient or the prescriber. This bill also requires the prescription to expire 31 days after the date it was written.
 - SB 351 (Roth, Chapter 623, Statutes of 2017) authorizes the Board to issue a license to a "hospital satellite compounding pharmacy" for compounding sterile drug products for administration to patients who are on the premises of the same physical location as the hospital satellite compounding pharmacy. This bill also changes the definition of hospital pharmacy to include a pharmacy that is located in any physical plant that is regulated under the license of a general acute care hospital.
 - SB 443 (Hernandez, Chapter 647, Statutes of 2017) allows emergency medical services provider agencies to establish an emergency medical services ADDS in a fire department headquarters or fire station, from which to

NEW LEGISLATION

**Extends through 2017*

- AB 40 (Santiago, Chapter 607, Statutes of 2017) CURES database: health information technology system. This bill requires the Department of Justice to provide

restock a secured emergency pharmaceutical supplies container. This bill also authorizes the Board to issue a designated paramedic license.

- SB 510 (Stone, Chapter 649, Statutes of 2017) repeals an outdated Business and Professions Code section related to the environmental requirements for sterile drug compounding.

- SB 752 (Stone, Chapter 598, Statutes of 2017) creates a new license type, "designated representative-reverse distributor," for individuals responsible for the supervision of a licensed wholesaler that only acts as a reverse distributor. This bill establishes the minimum qualifications an individual must meet to obtain a designated representative-reverse distributor license. This bill also shortens the waiting period for retaking a licensing exam.

LICENSE REQUIREMENTS

License Requirements	Y/N?
DEGREE/PROFESSIONAL SCHOOLING	Y
QUALIFYING EXPERIENCE (MAY INCLUDE EDUCATION)	Y
EXAMINATION	Y
CONTINUING EDUCATION/COMPETENCY	Y
FINGERPRINT REQUIREMENT	Y

Business and Professions Code §§ 4053–4053.2, § 4200, § 4202, § 4208.

FEES*

License Type/Fee Type	Actual Fee	Statutory Limit
PHARMACIST²		
APPLICATION AND EXAMINATION FEE	\$260	\$285
INITIAL LICENSE FEE	\$195	\$215
BIENNIAL RENEWAL FEE	\$372	\$505
INTERN PHARMACIST		
APPLICATION FEE	\$165	\$230
PHARMACY TECHNICIAN		
APPLICATION FEE	\$140	\$195
ANNUAL RENEWAL FEE	\$140	\$195
PHARMACY¹		
APPLICATION FEE	\$520	\$570
ANNUAL RENEWAL FEE	\$671	\$930
STERILE COMPOUNDING		
APPLICATION FEE	\$1,645	\$2,305
ANNUAL RENEWAL FEE	\$1,325	\$1,855
NONRESIDENT STERILE COMPOUNDING³		
APPLICATION FEE	\$2,380	\$3,335
ANNUAL RENEWAL FEE	\$2,270	\$3,180
OUTSOURCING		
APPLICATION FEE	\$2,270	\$3,180
ANNUAL RENEWAL FEE	\$1,325	\$1,855
NONRESIDENT OUTSOURCING³		
APPLICATION FEE	\$2,380	\$3,335
ANNUAL RENEWAL FEE	\$2,270	\$3,180

License Type/Fee Type Continued

CENTRAL HOSPITAL PACKAGING PHARMACY		
APPLICATION FEE	\$820	\$1,150
ANNUAL RENEWAL FEE	\$805	\$1,125
CLINIC PERMIT¹		
APPLICATION FEE	\$520	\$570
ANNUAL RENEWAL FEE	\$331	\$360
HYPODERMIC NEEDLE AND SYRINGE¹		
APPLICATION FEE	\$170	\$240
ANNUAL RENEWAL FEE	\$200	\$280
VETERINARY FOOD-ANIMAL DRUG RETAILER		
APPLICATION FEE	\$435	\$610
ANNUAL RENEWAL FEE	\$330	\$460
WHOLESALE/3PL¹		
APPLICATION FEE	\$780	\$820
ANNUAL RENEWAL FEE	\$786	\$820
DESIGNATED REPRESENTATIVE – WHOLESALE/3PL¹		
APPLICATION FEE	\$150	\$210
ANNUAL RENEWAL FEE	\$215	\$300
NONRESIDENT PHARMACY¹		
APPLICATION FEE	\$520	\$570
ANNUAL RENEWAL FEE	\$671	\$930
NONRESIDENT WHOLESALE/3PL¹		
APPLICATION FEE	\$786	\$820
ANNUAL RENEWAL FEE	\$786	\$820
DESIGNATED REPRESENTATIVE – VETERINARY FOOD-ANIMAL DRUG RETAILER		
APPLICATION FEE	\$150	\$210
ANNUAL RENEWAL FEE	\$215	\$300
ADVANCED PRACTICE PHARMACIST		
APPLICATION FEE	\$300	\$300
BIENNIAL RENEWAL FEE	\$300	\$300

*Additional fees may be required per Business and Professions Code § 4400.

¹Includes \$6 CURES fee implemented on April 1, 2014, for renewals.

²Includes \$12 CURES fee implemented April 1, 2014, for renewals.

³Applicant/licensee must also pay for required inspection.

Summary of Licensing Activity

Initial Licenses/Certificates/Permits			
TYPE	APPS RECEIVED	ISSUED	RENEWED
PHARMACIST (EXAM APPLICATIONS)	3,332	N/A	N/A
PHARMACIST (INITIAL LICENSING)	1,865	1,828	20,029
ADVANCED PRACTICE PHARMACIST	256	130	3
PHARMACY TECHNICIAN	6,262	5,993	30,666
PHARMACIST INTERN	2,462	2,224	N/A
DESIGNATED REPRESENTATIVE	488	380	2,477
DESIGNATED REPRESENTATIVE - VETERINARY-FOOD ANIMAL DRUG RETAILER	10	11	60
DESIGNATED REPRESENTATIVE - THIRD-PARTY LOGISTICS PROVIDER	75	79	181
PHARMACY/EXEMPT	1,143	534	6,277
HOSPITAL/EXEMPT & DRUG ROOM/EXEMPT	19	30	493
STERILE COMPOUNDING/EXEMPT*	74	74	840
CENTRALIZED HOSPITAL PHARMACY	0	2	6
CLINICS	115	149	1,209
WHOLESALE/EXEMPT	72	69	447
NONRESIDENT WHOLESALE	133	104	608
THIRD-PARTY LOGISTICS PROVIDER	7	7	17
NONRESIDENT THIRD-PARTY LOGISTICS	17	6	59
OUTSOURCING*	7	0	0
NONRESIDENT OUTSOURCING*	33	2	0
NONRESIDENT STERILE COMPOUNDING*	23	22	76
HYPODERMIC NEEDLE AND SYRINGE	20	15	260
LICENSED CORRECTIONAL FACILITIES	5	4	55
NONRESIDENT PHARMACY	124	120	425
SURPLUS MEDICATION COLLECTION AND DISTRIBUTION INTERMEDIARY	0	0	1
VETERINARY FOOD-ANIMAL DRUG RETAILER	1	1	17

*As part of the Board's sterile compounding and outsourcing initial licensing requirements, the Board conducted 68 in-state and 17 out-of-state sterile compounding inspections, and three out-of-state outsourcing inspections.

Licensing Population by Type

TYPE	CERTIFICATES/ PERMITS	LICENSES/ REGISTRATIONS	APPROVALS
PHARMACIST (EXAM APPLICATIONS)	N/A	N/A	N/A
PHARMACIST (INITIAL LICENSING)	N/A	44,864	N/A
ADVANCED PRACTICE PHARMACIST	N/A	130	N/A
PHARMACY TECHNICIAN	N/A	72,562	N/A
PHARMACIST INTERN	N/A	6,584	N/A
DESIGNATED REPRESENTATIVE	N/A	2,970	N/A
DESIGNATED REPRESENTATIVE - VETERINARY-FOOD ANIMAL DRUG RETAILER	N/A	72	N/A
DESIGNATED REPRESENTATIVE - THIRD-PARTY LOGISTICS PROVIDER	N/A	255	N/A
PHARMACY/EXEMPT	N/A	6,604	N/A
HOSPITAL/EXEMPT & DRUG ROOM/EXEMPT	N/A	514	N/A
STERILE COMPOUNDING/ EXEMPT*	N/A	884	N/A
CENTRALIZED HOSPITAL PHARMACY	N/A	8	N/A
CLINICS	N/A	1,334	N/A
WHOLESALE/EXEMPT	N/A	552	N/A
NONRESIDENT WHOLESALE	N/A	740	N/A
THIRD-PARTY LOGISTICS PROVIDER	N/A	23	N/A
NONRESIDENT THIRD-PARTY LOGISTICS	N/A	64	N/A
OUTSOURCING*	N/A	0	N/A
NONRESIDENT OUTSOURCING*	N/A	2	N/A
NONRESIDENT STERILE COMPOUNDING*	N/A	91	N/A
HYPODERMIC NEEDLE AND SYRINGE	N/A	294	N/A
LICENSED CORRECTIONAL FACILITIES	N/A	59	N/A
NONRESIDENT PHARMACY	N/A	534	N/A
SURPLUS MEDICATION COLLECTION AND DISTRIBUTION INTERMEDIARY	N/A	1	N/A
VETERINARY FOOD-ANIMAL DRUG RETAILER	N/A	23	N/A

Renewal and Continuing Education (CE)		
TYPE	FREQUENCY OF RENEWAL	NUMBER CE HOURS REQUIRED EACH CYCLE
PHARMACIST	EVERY 2 YEARS	30
ADVANCED PRACTICE PHARMACIST	EVERY 2 YEARS	10
PHARMACY TECHNICIAN	EVERY 2 YEARS	0
PHARMACIST INTERN	N/A	0
DESIGNATED REPRESENTATIVE	EVERY YEAR	0
DESIGNATED REPRESENTATIVE - VETERINARY-FOOD ANIMAL DRUG RETAILER	EVERY YEAR	0
DESIGNATED REPRESENTATIVE - THIRD-PARTY LOGISTICS PROVIDER	EVERY YEAR	0
PHARMACY/EXEMPT	EVERY YEAR	0
HOSPITAL/EXEMPT & DRUG ROOM/EXEMPT	EVERY YEAR	0
STERILE COMPOUNDING/EXEMPT*	EVERY YEAR	0
CENTRALIZED HOSPITAL PHARMACY	EVERY YEAR	0
CLINICS	EVERY YEAR	0
WHOLESALER/EXEMPT	EVERY YEAR	0
NONRESIDENT WHOLESALER	EVERY YEAR	0
THIRD-PARTY LOGISTICS PROVIDER	EVERY YEAR	0
NONRESIDENT THIRD-PARTY LOGISTICS	EVERY YEAR	0
OUTSOURCING*	EVERY YEAR	0
NONRESIDENT OUTSOURCING*	EVERY YEAR	0
NONRESIDENT STERILE COMPOUNDING*	EVERY YEAR	0
HYPODERMIC NEEDLE AND SYRINGE	EVERY YEAR	0
LICENSED CORRECTIONAL FACILITIES	EVERY YEAR	0
NONRESIDENT PHARMACY	EVERY YEAR	0
SURPLUS MEDICATION COLLECTION AND DISTRIBUTION INTERMEDIARY	EVERY YEAR	0
VETERINARY FOOD-ANIMAL DRUG RETAILER	EVERY YEAR	0

*As part of the Board's sterile compounding and outsourcing initial licensing requirements, the Board conducted 68 in-state and 17 out-of-state sterile compounding inspections, and three out-of-state outsourcing inspections.

Exams Results			
EXAM TITLE	PASS	FAIL	TOTAL
NAPLEX	1,444	373	1,817
CPJE	1,817	881	2,698

Summary of Enforcement Activity

Consumer Complaints—Intake	
2,371	RECEIVED
355	CLOSED WITHOUT REFERRAL FOR INVESTIGATION
2,020	REFERRED FOR INVESTIGATION
151	PENDING

Conviction/Arrest Notification Complaints	
1,116	RECEIVED
1,120	CLOSED/REFERRED FOR INVESTIGATION
16	PENDING

Inspections	
2,371*	

*Inspections includes enforcement and sterile compounding renewal inspections.

Investigations	
3,076	OPENED
3,254	CLOSED
2,171	PENDING

Number of Days to Complete Intake and Investigations	
680	UP TO 90 DAYS
653	91 TO 180 DAYS
994	181 DAYS TO 1 YEAR
671	1 TO 2 YEARS
125	2 TO 3 YEARS
131	OVER 3 YEARS
310	AVERAGE NUMBER OF DAYS TO COMPLETE INTAKE AND INVESTIGATIONS

Citations and Fines	
1,935*	ISSUED
1,498	ISSUED WITH A FINE
7	WITHDRAWN
6	DISMISSED
363	AVERAGE NUMBER OF DAYS TO ISSUE A CITATION AND FINE

*Citations issued include 30 citations later reduced to letters of admonishment at office conference.

Total Amount of Fines	
\$2,255,025	ASSESSED
\$5,885,441*	REDUCED
\$2,157,954*	COLLECTED

*Fines reduced and/or fines collected in FY16–17 may apply to citations issued in a prior fiscal year.

Reduced amount includes reductions at office conference during FY16–17 for large Internet cases issued in a previous fiscal year.

Criminal/Civil Actions	
N/A	REFERRALS FOR CRIMINAL/CIVIL ACTION
N/A	CRIMINAL ACTIONS FILED
N/A	CIVIL ACTIONS FILED

Office of the Attorney General/Disciplinary Actions	
294	CASES OPENED/INITIATED
310*	CASES CLOSED
458	CASES PENDING

*A closed case may have multiple respondents resulting in the same or different types of outcomes.

Number of Days to Complete AG Cases	
26	1 YEAR
123	1 TO 2 YEARS
83	2 TO 3 YEARS
78	OVER 3 YEARS
868	AVERAGE NUMBER OF DAYS TO IMPOSE DISCIPLINE

Formal Actions Filed/Withdrawn/Dismissed	
28	STATEMENTS OF ISSUES FILED
249	ACCUSATIONS FILED
15	RESTRAINING/RESTRICTION/SUSPENSION ORDERS GRANTED
8	STATEMENTS OF ISSUES WITHDRAWN/DISMISSED
13	ACCUSATIONS WITHDRAWN/DISMISSED

Administrative Outcomes/Final Orders	
12	LICENSE APPLICATIONS DENIED
149	REVOCATION
99	SURRENDER OF LICENSE
21	PROBATION WITH SUSPENSION
0	SUSPENSION ONLY
123	PROBATION ONLY
45	PUBLIC REPRIMAND
1	OTHER DECISIONS

Petition for Modification or Termination of Probation	
2	GRANTED
0	DENIED
2	TOTAL

Petition for Reinstatement of Revoked License/Registration/Certification	
0	GRANTED
2	DENIED
2	TOTAL

Cost Recovery to DCA	
\$1,947,819	ORDERED
\$1,090,374	COLLECTED

Restitution to Consumers/Refunds/Savings	
N/A	RESTITUTION ORDERED
N/A	AMOUNT REFUNDED
N/A	REWORK AT NO CHARGE
N/A	ADJUSTMENTS/RETURNS/EXCHANGES
N/A	TOTAL SAVINGS ACHIEVED FOR CONSUMERS

Receipt of Complaint to Assignment to Investigator	
19	AVERAGE NUMBER OF DAYS

Investigations: Opening to Closing of Case	
283	AVERAGE NUMBER OF DAYS

Investigations: Closure of Investigation to Imposing Formal Discipline	
592	AVERAGE NUMBER OF DAYS

PHYSICAL THERAPY BOARD OF CALIFORNIA

Physical Therapy

Licenses and regulates physical therapists, physical therapist assistants, and the practice of electroneuromyography and kinesiological electromyography performed by physical therapists.

STAFF:

19.4 civil servant positions
1 exempt

LICENSEES:

37,184 licensees
47 special certificates

BOARD MEMBERSHIP:

3 public representatives
4 licensees

BOARD STAFF:

Executive Officer:
Jason Kaiser
jason.kaiser@dca.ca.gov

Legislative Contact:
Brooke Arneson
brooke.arneson@dca.ca.gov

STRATEGIC PLAN ADOPTED:

2014

www.ptbc.ca.gov



LAWS AND REGULATIONS:

Business and Professions Code §§ 2600 – 2696

Title 16, Division 13.2, California Code of Regulations §§ 1398 – 1399.99.4

SUNSET REVIEW:

Last Review: 2017 **Next Review: 2021**

BOARD MEMBERS:

Name	Appointment Expires	Appointment Type	Appointment Authority
DEBRA ALVISO	JUNE 1, 2017	PROFESSIONAL	GOVERNOR
JESUS DOMINGUEZ	JUNE 1, 2018	PROFESSIONAL	GOVERNOR
DANIEL DRUMMER	JUNE 1, 2018	PROFESSIONAL	GOVERNOR
KATARINA ELEBY (PRESIDENT)	JUNE 1, 2020	PUBLIC	GOVERNOR
TONIA MCMILLIAN	JUNE 1, 2019	PUBLIC	SENATE RULES COMMITTEE
ALICIA RABENA-AMEN (VICE PRESIDENT)	JUNE 1, 2020	PROFESSIONAL	GOVERNOR
T.J. WATKINS	JUNE 1, 2019	PUBLIC	SPEAKER OF THE ASSEMBLY

RECIPROCITY

Pursuant to Business and Professions Code (BPC) section 2636.5, applicants for licensure as a physical therapist or physical therapist assistant who are licensed as such in another state, district, or territory of the United States, approved by the Board, may become licensed without a physical therapy or physical therapist assistant written examination if he/she meets all the requirements, including those licensing requirements prescribed by the Board. However, these individuals must successfully pass the California Law Examination prior to becoming licensed.

Pursuant to BPC section 2639, applicants who are graduates of an approved education program or substantiated as a graduate of an approved education program, and who have filed a complete application for licensure with the Board may be awarded "license applicant" status by the Board. A physical therapist or physical therapist assistant applicant shall practice under the direct supervision of a licensed physical therapist as a "license applicant."

ACCOMPLISHMENTS

- Provided educational presentations to Physical Therapy and Physical Therapy Assistant programs on the Board's licensing and enforcement roles. Additionally, the Board presented at the California Physical Therapy Association's 2017 Student Conclave to inform students of the profession and the licensure process, and rules and regulations governing physical therapy.
- Increased accessibility and transparency for stakeholders by uploading quarterly meetings to the Board's YouTube channel.
- With the assistance from the Department of Consumer Affairs' Office of Publications, Design & Editing, provided consumers, applicants, and licensees a new publication *California Laws and Regulations Related to the Practice of Physical Therapy*.

- Initiated expedited services and accommodations to military veterans and their spouses seeking initial licensure or renewal.
- Exceeded the annual requirement to use Small Business (SB) and Disabled Veteran Business Enterprises (DVBE) vendors for purchases. Each year, all state agencies are required to spend 25 percent of their annual procurements with certified SB vendors and 3 percent with certified DVBE.

NEW LEGISLATION

**Extends through 2017*

- AB 1706 (Committee on Business and Professions, Chapter 454, Statutes of 2017) extends the operation of the Board until January 1, 2022. This bill makes additional changes to existing law regarding retired licenses, English proficiency requirements, fee limitations, and reporting.

FEES*

License Type/Fee Type	Actual Fee	Statutory Limit
PHYSICAL THERAPIST		
APPLICATION PROCESSING FEE	\$300	\$300
INITIAL LICENSE FEE	\$150	\$150
NATIONAL EXAMINATION FEE	\$480	FEE SET BY FEDERATION OF STATE BOARD OF PHYSICAL THERAPY
CA LAW EXAMINATION FEE	\$65	FEE SET BY FEDERATION OF STATE BOARD OF PHYSICAL THERAPY
TOTAL INITIAL LICENSE FEES	\$995	N/A
BIENNIAL RENEWAL FEE	\$300	\$300
PHYSICAL THERAPIST ASSISTANT		
APPLICATION FEE	\$300	\$300
NATIONAL EXAMINATION FEE	\$470	FEE SET BY FEDERATION OF STATE BOARD OF PHYSICAL THERAPY
CA LAW EXAMINATION FEE	\$65	FEE SET BY FEDERATION OF STATE BOARD OF PHYSICAL THERAPY
TOTAL INITIAL LICENSE FEES	\$835	N/A
BIENNIAL RENEWAL FEE	\$300	\$300

*Additional fees may be required per Business and Professions Code § 2688.

LICENSE REQUIREMENTS

License Requirements	Y/N?
DEGREE/PROFESSIONAL SCHOOLING	Y
QUALIFYING EXPERIENCE (MAY INCLUDE EDUCATION)	Y
EXAMINATION	Y
CONTINUING EDUCATION/COMPETENCY	Y
FINGERPRINT REQUIREMENT	Y

Business and Professions Code §§ 2650, 2655.3.

Summary of Licensing Activity

Initial Licenses/Certificates/Permits			
TYPE	APPS RECEIVED	ISSUED	RENEWED
PHYSICAL THERAPIST - LICENSE	1,988	1,655	11,966
PHYSICAL THERAPIST ASSISTANT - LICENSE	819	651	2,965
KINESIOLOGICAL ELECTROMYOGRAPHER - CERTIFICATION	0	0	N/A
ELETRYNEUROMYOGRAPHER - CERTIFICATION	0	0	N/A

Licensing Population by Type			
TYPE	CERTIFICATES/ PERMITS	LICENSES/ REGISTRATIONS	APPROVALS
PHYSICAL THERAPIST - LICENSE	N/A	29,366	N/A
PHYSICAL THERAPIST ASSISTANT - LICENSE	N/A	7,818	N/A
KINESIOLOGICAL ELECTROMYOGRAPHER - CERTIFICATION	27	N/A	N/A
ELETRYNEUROMYOGRAPHER - CERTIFICATION	20	N/A	N/A

Renewal and Continuing Education (CE)		
TYPE	FREQUENCY OF RENEWAL	NUMBER CE HOURS REQUIRED EACH CYCLE
PHYSICAL THERAPIST	2 YEARS	30
PHYSICAL THERAPIST ASSISTANT	2 YEARS	30

Exams Results			
EXAM TITLE	PASS	FAIL	TOTAL
NATIONAL PHYSICAL THERAPIST EXAM	80	203	1,012
NATIONAL PHYSICAL THERAPIST ASSISTANT EXAM	476	186	662
CALIFORNIA LAW EXAM	2,920	1,394	4,014
KINESIOLOGICAL ELECTROMYOGRAPHY EXAM	0	0	0
ELECTRONEUROMYOGRAPHY EXAM	0	0	0

Summary of Enforcement Activity

Consumer Complaints—Intake	
459	RECEIVED
3	CLOSED WITHOUT REFERRAL FOR INVESTIGATION
459	REFERRED FOR INVESTIGATION
1	PENDING

Conviction/Arrest Notification Complaints	
313	RECEIVED
312	CLOSED/REFERRED FOR INVESTIGATION
1	PENDING

Inspections	
N/A	

Investigations	
769	OPENED
739	CLOSED
393	PENDING

Number of Days to Complete Intake and Investigations	
514	UP TO 90 DAYS
98	91 TO 180 DAYS
75	181 DAYS TO 1 YEAR
33	1 TO 2 YEARS
15	2 TO 3 YEARS
4	OVER 3 YEARS
184	AVERAGE NUMBER OF DAYS TO COMPLETE INTAKE AND INVESTIGATIONS

Citations and Fines

38	ISSUED
38	ISSUED WITH A FINE
2	WITHDRAWN
0	DISMISSED
349	AVERAGE NUMBER OF DAYS TO ISSUE A CITATION AND FINE

Total Amount of Fines

\$27,350	ASSESSED
\$1,000	REDUCED
\$11,900	COLLECTED

Criminal/Civil Actions

1	REFERRALS FOR CRIMINAL/CIVIL ACTION
1	CRIMINAL ACTIONS FILED
0	CIVIL ACTIONS FILED

Office of the Attorney General/Disciplinary Actions

63	CASES OPENED/INITIATED
33	CASES CLOSED
34	CASES PENDING

Number of Days to Complete AG Cases

9	1 YEAR
16	1 TO 2 YEARS
6	2 TO 3 YEARS
3	OVER 3 YEARS
618	AVERAGE NUMBER OF DAYS TO IMPOSE DISCIPLINE

Formal Actions Filed/Withdrawn/Dismissed

4	STATEMENTS OF ISSUES FILED
20	ACCUSATIONS FILED
3	RESTRAINING/RESTRICTION/SUSPENSION ORDERS GRANTED
2	STATEMENTS OF ISSUES WITHDRAWN/DISMISSED
0	ACCUSATIONS WITHDRAWN/DISMISSED

Administrative Outcomes/Final Orders

2	LICENSE APPLICATIONS DENIED
2	REVOCAION
5	SURRENDER OF LICENSE
0	PROBATION WITH SUSPENSION
0	SUSPENSION ONLY
13	PROBATION ONLY
5	PUBLIC REPRIMAND
0	OTHER DECISIONS

Petition for Modification or Termination of Probation

3	GRANTED
2	DENIED
5	TOTAL

Petition for Reinstatement of Revoked License/Registration/Certification

1	GRANTED
0	DENIED
1	TOTAL

Cost Recovery to DCA

\$133,997.78	ORDERED
\$120,695.61	COLLECTED

Restitution to Consumers/Refunds/Savings

\$0	RESTITUTION ORDERED
\$0	AMOUNT REFUNDED
\$0	REWORK AT NO CHARGE
\$0	ADJUSTMENTS/RETURNS/EXCHANGES
\$0	TOTAL SAVINGS ACHIEVED FOR CONSUMERS

Receipt of Complaint to Assignment to Investigator

3	AVERAGE NUMBER OF DAYS
----------	------------------------

Investigations: Opening to Closing of Case

102	AVERAGE NUMBER OF DAYS
------------	------------------------

Investigations: Closure of Investigation to Imposing Formal Discipline

335	AVERAGE NUMBER OF DAYS
------------	------------------------

PHYSICIAN ASSISTANT BOARD

Physician Assistants

Licenses and regulates physician assistants.

STAFF:

3.5 civil servant positions
1 exempt

LICENSEES:

11,534

BOARD MEMBERSHIP:

4 public representatives
5 licensees
1 ex officio, nonvoting member

BOARD STAFF:

Executive Officer:
Maureen L. Forsyth
lynn.forsyth@mbc.ca.gov

Legislative Contact:
Maureen L. Forsyth
lynn.forsyth@mbc.ca.gov

STRATEGIC PLAN ADOPTED:

2014

www.pac.ca.gov



LAWS AND REGULATIONS:

Business and Professions Code §§ 3500 – 3546

Title 16, Division 13.8, California Code of Regulations §§ 1399.500 – 1399.623

SUNSET REVIEW:

Last Review: 2016 **Next Review: 2020**

BOARD MEMBERS:

Name	Appointment Expires	Appointment Type	Appointment Authority
CHARLES ALEXANDER, PH.D.	JANUARY 1, 2020	PUBLIC	GOVERNOR
MICHAEL BISHOP, M.D.	JANUARY 1, 2020	PROFESSIONAL	GOVERNOR
JENNIFER CARLQUIST, PAC	JANUARY 1, 2020	PROFESSIONAL	GOVERNOR
SONYA EARLY, PAC	JANUARY 1, 2020	PROFESSIONAL	GOVERNOR
JAVIER ESQUIVEL-ACOSTA, PAC	JANUARY 1, 2020	PROFESSIONAL	GOVERNOR
JED GRANT, PAC (VICE PRESIDENT)	JANUARY 1, 2019	PROFESSIONAL	GOVERNOR
CATHERINE HAZELTON	JANUARY 1, 2017	PUBLIC	SPEAKER OF THE ASSEMBLY
XAVIER MARTINEZ	JANUARY 1, 2019	PUBLIC	GOVERNOR
ROBERT SACHS, PA (PRESIDENT)	JANUARY 1, 2019	PROFESSIONAL	GOVERNOR
MARIAM VALENCIA	JANUARY 1, 2020	PUBLIC	SENATE RULES COMMITTEE

RECIPROCITY

None.

ACCOMPLISHMENTS

- Began on July 1, 2016, expediting all initial licensure applications submitted by active-duty military personnel, veterans, and active-duty military spouses/partners when the following information accompanies an application: a copy of the current duty statement, a copy of the DD214, a copy of marriage certificate or declaration/registration of domestic partnership filed with the Secretary of State. The Board will consider other documentary evidence of legal union issued by the state recognizing the legal union.
- As of January 1, 2017, the Employment Development Department (EDD) implemented SB 1083, which amended the Physician Assistant Practice Act to authorize a physician assistant to certify disability after performance of a physical examination by the physician assistant under the supervision of a physician or surgeon. This bill also expands the definition of practitioner to include a physician assistant. Physician assistants need to register with State Disability Insurance before being allowed to certify disability forms through EDD.
- Implemented Continuing Medical Education (CME) audits in October 2017. Title 16 of the California Code of Regulations section 1399.617 authorizes the Board to conduct a CME audit by randomly selecting physician assistants who report compliance with the CME requirement by signing the CME statement on their renewal notice. It is considered unprofessional conduct to falsely represent compliance with the CME requirement and is a basis for enforcement action. A physician assistant who is unable to complete the minimum CME requirements due to reasons of health, military service, or undue hardship may request a waiver of CME requirement. Licensees are required to retain proof of CME compliance for a period of four years.

NEW LEGISLATION

**Extends through 2017*

- AB 1048 (Arambula, Chapter 615, Statutes of 2017) authorizes a pharmacist to dispense a Schedule II controlled substance as a partial fill if requested by the patient or the prescriber. This bill would also require the prescription to expire 31 days after the date it was written.
- SB 241 (Monning, Chapter 513, Statutes of 2017) conforms existing law to the federal Health Information Portability and Accountability Act of 1996, requires healthcare providers to produce patient records in paper or electronic form upon request, and authorizes the healthcare provider to charge specified clerical, labor, supply, and postage costs.
- SB 512 (Hernandez, Chapter 428, Statutes of 2017) requires healthcare practitioners that perform stem cell therapy not approved by the federal Food and Drug Administration to inform patients that the therapy is unapproved, requires the notice to be displayed in the office of the healthcare practitioner and given to patients before treatment, authorizes healing arts programs to issue a citation and fine for failure to notify patients, and requires the Medical Board of California to report violations.
- SB 554 (Stone, Chapter 242, Statutes of 2017) establishes buprenorphine prescription privileges granted under the Federal Comprehensive Addiction and Recovery Act of 2016 for nurse practitioners and physician assistants. Specifically, this bill institutes federal requirements in California law that practitioners and assistants must complete 24 hours of related training from specified providers.

LICENSE REQUIREMENTS

License Requirements	Y/N?
DEGREE/PROFESSIONAL SCHOOLING	Y
QUALIFYING EXPERIENCE (MAY INCLUDE EDUCATION)	Y
EXAMINATION	Y
CONTINUING EDUCATION/COMPETENCY	Y
FINGERPRINT REQUIREMENT	Y

Business and Professions Code § 3517, §§ 3519–3519.5.

FEES*

License Type/Fee Type	Actual Fee	Statutory Limit
APPLICATION FEE*	\$25	\$25
INITIAL LICENSE FEE	\$200	\$300
TOTAL INITIAL LICENSE FEE	\$225	N/A
BIENNIAL RENEWAL FEE	\$300	\$300

*The application fee utilizing fingerprint cards is \$49.

Summary of Licensing Activity

Initial Licenses/Certificates/Permits			
TYPE	APPS RECEIVED	ISSUED	RENEWED
PHYSICIAN ASSISTANT	1,174	1,064	5,224

Licensing Population by Type			
TYPE	CERTIFICATES/ PERMITS	LICENSES/ REGISTRATIONS	APPROVALS
PHYSICIAN ASSISTANT	N/A	11,534	CURRENT

Renewal and Continuing Education (CE)		
TYPE	FREQUENCY OF RENEWAL	NUMBER CE HOURS REQUIRED EACH CYCLE
PHYSICIAN ASSISTANT	BI-ANNUAL	50 CATEGORY I OR NATIONAL CERTIFICATION

Exams Results			
EXAM TITLE	PASS	FAIL	TOTAL
*The Board does not offer an exam. Applicants must pass the Physician Assistant National Certifying Examination issued by the National Commission on Certification of Physician Assistant.			

Summary of Enforcement Activity

Consumer Complaints—Intake	
440	RECEIVED
0	CLOSED WITHOUT REFERRAL FOR INVESTIGATION
445	REFERRED FOR INVESTIGATION
3	PENDING

Conviction/Arrest Notification Complaints	
33	RECEIVED
0	CLOSED/REFERRED FOR INVESTIGATION
0	PENDING

Inspections	
N/A	

Investigations	
481	OPENED
588	CLOSED
223	PENDING

Number of Days to Complete Intake and Investigations	
290	UP TO 90 DAYS
124	91 TO 180 DAYS
125	181 DAYS TO 1 YEAR
37	1 TO 2 YEARS
11	2 TO 3 YEARS
1	OVER 3 YEARS
148	AVERAGE NUMBER OF DAYS TO COMPLETE INTAKE AND INVESTIGATIONS

Citations and Fines	
3	ISSUED
3	ISSUED WITH A FINE
0	WITHDRAWN
0	DISMISSED
511	AVERAGE NUMBER OF DAYS TO ISSUE A CITATION AND FINE

Total Amount of Fines	
\$750	ASSESSED
\$0	REDUCED
\$750	COLLECTED

PHYSICIAN ASSISTANT BOARD

Criminal/Civil Actions	
5	REFERRALS FOR CRIMINAL/CIVIL ACTION
1	CRIMINAL ACTIONS FILED
0	CIVIL ACTIONS FILED

Office of the Attorney General/Disciplinary Actions	
27	CASES OPENED/INITIATED
18	CASES CLOSED
36	CASES PENDING

Number of Days to Complete AG Cases	
0	1 YEAR
5	1 TO 2 YEARS
12	2 TO 3 YEARS
1	OVER 3 YEARS
868	AVERAGE NUMBER OF DAYS TO IMPOSE DISCIPLINE

Formal Actions Filed/Withdrawn/Dismissed	
0	STATEMENTS OF ISSUES FILED
27	ACCUSATIONS FILED
3	RESTRAINING/RESTRICTION/SUSPENSION ORDERS GRANTED
0	STATEMENTS OF ISSUES WITHDRAWN/DISMISSED
2	ACCUSATIONS WITHDRAWN/DISMISSED

Administrative Outcomes/Final Orders	
0	LICENSE APPLICATIONS DENIED
3	REVOCAION
4	SURRENDER OF LICENSE
1	PROBATION WITH SUSPENSION
0	SUSPENSION ONLY
16	PROBATION ONLY
2	PUBLIC REPRIMAND
0	OTHER DECISIONS

Petition for Modification or Termination of Probation	
0	GRANTED
0	DENIED
0	TOTAL

Petition for Reinstatement of Revoked License/Registration/Certification	
0	GRANTED
0	DENIED
0	TOTAL

Cost Recovery to DCA	
\$149,699.25	ORDERED
\$50,576.50	COLLECTED

Restitution to Consumers/Refunds/Savings	
\$0	RESTITUTION ORDERED
\$0	AMOUNT REFUNDED
\$0	REWORK AT NO CHARGE
\$0	ADJUSTMENTS/RETURNS/EXCHANGES
\$0	TOTAL SAVINGS ACHIEVED FOR CONSUMERS

Receipt of Complaint to Assignment to Investigator	
9	AVERAGE NUMBER OF DAYS

Investigations: Opening to Closing of Case	
149	AVERAGE NUMBER OF DAYS

Investigations: Closure of Investigation to Imposing Formal Discipline	
248	AVERAGE NUMBER OF DAYS

CALIFORNIA BOARD OF PODIATRIC MEDICINE

Podiatric Medicine

Licenses and regulates doctors of podiatric medicine.

STAFF:

4 civil servant positions
1 exempt

LICENSEES:

2,182

BOARD MEMBERSHIP:

3 public representatives
4 licensees

BOARD STAFF:

Executive Officer:
Brian K. Naslund
brian.naslund@dca.ca.gov

Legislative Contact:
Kathleen Cooper
kathleen.cooper@dca.ca.gov

STRATEGIC PLAN ADOPTED:

2015

www.bpm.ca.gov

LAWS AND REGULATIONS:

Business and Professions Code §§ 2460 – 2499.8

Title 16, Division 13.9, California Code of Regulations §§ 1399.650 – 1399.732

SUNSET REVIEW:

Last Review: 2016 Next Review: 2020

BOARD MEMBERS:

Name	Appointment Expires	Appointment Type	Appointment Authority
MARIA CADENAS QUIROZ, MBA	JUNE 1, 2018	PUBLIC	GOVERNOR
KRISTINA DIXON, MBA	JUNE 1, 2018	PUBLIC	SPEAKER OF THE ASSEMBLY
NEIL MANSDORF, DPM	JUNE 1, 2020	PROFESSIONAL	GOVERNOR
JUDITH MANZI, DPM (VICE PRESIDENT)	JUNE 1, 2018	PROFESSIONAL	GOVERNOR
DARLENE TRUJILLO ELLIOT (SECRETARY)	JUNE 1, 2019	PUBLIC	SENATE RULES COMMITTEE
MICHAEL ZAPF, DPM (PRESIDENT)	JUNE 1, 2021	PROFESSIONAL	GOVERNOR
VACANT		PROFESSIONAL	GOVERNOR



RECIPROCITY

Pursuant to Business and Professions Code section 2488, an applicant may be eligible for licensure in California if they are licensed as a doctor of podiatric medicine in any other state, and meet the following requirements:

- Pass Part III of the national exam within the last 10 years.
- Satisfactorily complete at least one year of postgraduate training.
- Submit fingerprints and obtain criminal record clearance from the state Department of Justice and the FBI (applicants in proximity to California may opt to obtain clearances utilizing live scan).
- Provide verification of a license in good standing from all states or counties in which a medical license has been held.
- Request a disciplinary databank report from the Federation of Podiatric Medicine be sent directly to the Board.

ACCOMPLISHMENTS

- Hired a new Executive Officer with many years of experience in state service. The new Executive Officer has stated his goal for the Board is to provide efficient customer service while holding the highest commitment to consumer protection. He has been implementing a strategy to allow for better flow and efficiencies to the Board's licensees and consumers.
- Participated in numerous meetings with the Medical Board of California (MBC), the Department of Consumer Affairs (DCA), the Senate, and Assembly regarding the goal of achieving separation of the Board from within the jurisdiction of MBC. To achieve this result, the Board worked closely with stakeholders to develop draft language that will be included in legislation that is expected to be implemented in 2018.
- Worked with BreZE experts and DCA accounting staff to support better efficiencies in licensing. Since these changes have been implemented, both new applicants and existing licensees are able to create an account, apply for an initial license, renew existing licenses, and change their address of record online. This has reportedly been very helpful to licensees facing an impending deadline.
- Held its first on-campus meeting at Western University of Podiatric Medicine on March 3, 2017, in Southern California. The meeting was well received and allowed participation for future licensees to engage in Board proceedings. Due to the success of this venue, it is expected that the Board will be alternating locations in the future between the two podiatric medical schools in California.
- Resurrected the publishing of a consistent and timely newsletter for all stakeholders to stay apprised of Board activities. The Board published *Footnotes* on schedule and with many contributions from licensees, educators, consultants, students, and staff.
- Office efficiencies have been improved by upgrading the technology staff utilize daily. This includes a new multifunction device that allows for the electronic transfer of data as well as reduction of a carbon footprint as mandated by Executive Order.

NEW LEGISLATION

**Extends through 2017*

- AB 1153 (Low, Chapter 793, Statutes of 2017) authorizes a doctor of podiatric medicine with training or experience in wound care to treat ulcers resulting from local and systemic causes on the leg no further than the tibial tubercle.
- SB 241 (Monning, Chapter 513, Statutes of 2017) conforms existing law to the federal Health Information Portability and Accountability Act of 1996, requires healthcare providers to produce patient records in paper or electronic form upon request, and authorizes the healthcare provider to charge specified clerical, labor, supply, and postage costs.
- SB 547 (Hill, Chapter 429, Statutes of 2017) among other things, changes various fees for doctors of podiatric medicine.
- SB 798 (Hill, Chapter 775, Statutes of 2017) extends the operation of MBC from January 1, 2018, to January 1, 2022, and makes several substantive and technical changes to statute. This bill extends the provision requiring legislative oversight of the Osteopathic Medical Board of California from January 1, 2018, to January 1, 2022, and makes several changes to the practice of osteopathic medicine. This bill also bifurcates MBC and the Board of Podiatric Medicine.

LICENSE REQUIREMENTS

License Requirements	Y/N?
DEGREE/PROFESSIONAL SCHOOLING	Y
QUALIFYING EXPERIENCE (MAY INCLUDE EDUCATION)	Y
EXAMINATION	Y
CONTINUING EDUCATION/COMPETENCY	Y
FINGERPRINT REQUIREMENT	Y

Business and Professions Code § 2486.

FEES*

License Type/Fee Type	Actual Fee	Statutory Limit
DOCTOR OF PODIATRIC MEDICINE		
INITIAL LICENSE FEE	\$800	\$900
CERTIFICATE	\$100	\$100
TOTAL INITIAL LICENSE FEES	\$900	\$900
BIENNIAL RENEWAL FEE	\$900	\$900
PODIATRIC RESIDENT LICENSE	\$60	\$60

*Additional fees may be required per Business and Professions Code § 208.

Summary of Licensing Activity

Initial Licenses/Certificates/Permits			
TYPE	APPS RECEIVED	ISSUED	RENEWED
PERMANENT DOCTOR OF PODIATRIC MEDICINE	102	75	1,023
FEE-EXEMPT LICENSE	14	14	96
RESIDENT STATUS LICENSE	43	42	82

Licensing Population by Type			
TYPE	CERTIFICATES/ PERMITS	LICENSES/ REGISTRATIONS	APPROVALS
PERMANENT DOCTOR OF PODIATRIC MEDICINE	N/A	2,184	N/A
FEE-EXEMPT LICENSE	N/A	187	N/A
RESIDENT STATUS LICENSE	N/A	156	N/A

Renewal and Continuing Education (CE)		
TYPE	FREQUENCY OF RENEWAL	NUMBER CE HOURS REQUIRED EACH CYCLE
PERMANENT DOCTOR OF PODIATRIC MEDICINE	EVERY 2 YEARS	50
FREE-EXEMPT LICENSE	EVERY 2 YEARS	*50
RESIDENT STATUS LICENSE	**N/A	N/A

*Retired/disabled: CE not required.

**Yearly extension based on resident program approval.

Exams Results			
EXAM TITLE	PASS	FAIL	TOTAL
N/A	N/A	N/A	N/A

Summary of Enforcement Activity

Consumer Complaints—Intake	
160	RECEIVED
1	CLOSED WITHOUT REFERRAL FOR INVESTIGATION
159	REFERRED FOR INVESTIGATION
0	PENDING

Conviction/Arrest Notification Complaints	
5	RECEIVED
5	CLOSED/REFERRED FOR INVESTIGATION
0	PENDING

Inspections	
N/A	

Investigations	
164	OPENED
173	CLOSED
71	PENDING

Number of Days to Complete Intake and Investigations	
92	UP TO 90 DAYS
47	91 TO 180 DAYS
14	181 DAYS TO 1 YEAR
13	1 TO 2 YEARS
7	2 TO 3 YEARS
0	OVER 3 YEARS
143	AVERAGE NUMBER OF DAYS TO COMPLETE INTAKE AND INVESTIGATIONS

Citations and Fines	
3	ISSUED
3	ISSUED WITH A FINE
1	WITHDRAWN
0	DISMISSED
377	AVERAGE NUMBER OF DAYS TO ISSUE A CITATION AND FINE

Total Amount of Fines	
\$3,800	ASSESSED
\$2,800	REDUCED
\$900	COLLECTED

Criminal/Civil Actions	
0	REFERRALS FOR CRIMINAL/CIVIL ACTION
0	CRIMINAL ACTIONS FILED
0	CIVIL ACTIONS FILED

Office of the Attorney General/Disciplinary Actions	
11	CASES OPENED/INITIATED
10	CASES CLOSED
11	CASES PENDING

Number of Days to Complete AG Cases	
0	1 YEAR
3	1 TO 2 YEARS
2	2 TO 3 YEARS
2	OVER 3 YEARS
911	AVERAGE NUMBER OF DAYS TO IMPOSE DISCIPLINE

Formal Actions Filed/Withdrawn/Dismissed	
1	STATEMENTS OF ISSUES FILED
9	ACCUSATIONS FILED
0	RESTRAINING/RESTRICTION/SUSPENSION ORDERS GRANTED
0	STATEMENTS OF ISSUES WITHDRAWN/DISMISSED
0	ACCUSATIONS WITHDRAWN/DISMISSED

Administrative Outcomes/Final Orders	
0	LICENSE APPLICATIONS DENIED
1	REVOCATION
1	SURRENDER OF LICENSE
0	PROBATION WITH SUSPENSION
0	SUSPENSION ONLY
5	PROBATION ONLY
0	PUBLIC REPRIMAND
0	OTHER DECISIONS

Petition for Modification or Termination of Probation	
2	GRANTED
0	DENIED
2	TOTAL

Petition for Reinstatement of Revoked License/Registration/Certification	
0	GRANTED
0	DENIED
0	TOTAL

Cost Recovery to DCA	
\$65,530.50	ORDERED
\$48,586.17	COLLECTED

Restitution to Consumers/Refunds/Savings	
\$1,064.05	RESTITUTION ORDERED
\$0	AMOUNT REFUNDED
\$0	REWORK AT NO CHARGE
\$0	ADJUSTMENTS/RETURNS/EXCHANGES
\$1,064.05	TOTAL SAVINGS ACHIEVED FOR CONSUMERS

Receipt of Complaint to Assignment to Investigator	
7	AVERAGE NUMBER OF DAYS

Investigations: Opening to Closing of Case	
143	AVERAGE NUMBER OF DAYS

Investigations: Closure of Investigation to Imposing Formal Discipline	
631	AVERAGE NUMBER OF DAYS

BUREAU FOR PRIVATE POSTSECONDARY EDUCATION

Postsecondary Education

Oversees and regulates private postsecondary educational institutions located in California.

STAFF:

116 civil servant positions
1 exempt

LICENSEES:

1,111

ADVISORY COMMITTEE:

2 public representatives
2 current or past students
3 representatives of institutions
3 consumer advocates
2 nonvoting ex officio members

BUREAU STAFF:

Chief:

Michael Marion

michael.marion@dca.ca.gov

Deputy Chief:

Leeza Rifredi

leeza.rifredi@dca.ca.gov

STRATEGIC PLAN ADOPTED:

2016

www.bppe.ca.gov



LAWS AND REGULATIONS:

Education Code §§ 94800 – 94950

Title 5, Division 7.5, California Code of Regulations §§ 70000 – 76240

SUNSET REVIEW:

Last Review: 2016

Next Review: 2020

ADVISORY COMMITTEE:

Name	Appointment Expires	Appointment Type	Appointment Authority
DIANA AMAYA	PLEASURE OF THE SENATE	PUBLIC	SENATE RULES COMMITTEE
TAMIKA BUTLER	PLEASURE OF THE SPEAKER	PUBLIC	SPEAKER OF THE ASSEMBLY
HAYNA CARBAJAL	PLEASURE OF THE DIRECTOR	STUDENT REPRESENTATIVE	DCA DIRECTOR
SENATOR JERRY HILL	PLEASURE OF THE SENATE	NONVOTING EX OFFICIO MEMBER	SENATE RULES COMMITTEE
JOSEPH HOLT	PLEASURE OF THE DIRECTOR	INSTITUTION REPRESENTATIVE	DCA DIRECTOR
GABRIELLE JIMINEZ	PLEASURE OF THE DIRECTOR	STUDENT REPRESENTATIVE	DCA DIRECTOR
KATHERINE LEE-CAREY (PRESIDENT)	PLEASURE OF THE DIRECTOR	INSTITUTION REPRESENTATIVE	DCA DIRECTOR
KEN MCELDFOWNEY	PLEASURE OF THE DIRECTOR	CONSUMER ADVOCATE	DCA DIRECTOR
ASSEMBLY MEMBER JOSE MEDINA	PLEASURE OF THE SPEAKER	NONVOTING EX OFFICIO MEMBER	SPEAKER OF THE ASSEMBLY
MARGARET REITER (VICE PRESIDENT)	PLEASURE OF THE SENATE	CONSUMER ADVOCATE	SENATE RULES COMMITTEE
DAVID VICE	PLEASURE OF THE DIRECTOR	INSTITUTION REPRESENTATIVE	DCA DIRECTOR
VACANT	PLEASURE OF THE SPEAKER	CONSUMER ADVOCATE	SPEAKER OF THE ASSEMBLY

RECIPROCITY

None.

ACCOMPLISHMENTS

- Licensing Unit processed 855 licensing applications, providing a 13.8 percent increase from the prior fiscal year, enhancing customer service.
- Closed 1,000 investigations, an increase of 8 percent from the 2015–16 Fiscal Year (FY). Investigators' advocacy on behalf of the students resulted in more than \$153,000 in refunds; students receiving completion documents; students allowed to graduate, reinstate or re-enroll; and additional classes at no additional cost to students.
- Reduced the average number of days to complete intake and investigations of student complaints from 495 in FY 2015–16 to 425 in FY 2016-17 (14 percent decrease).
- Processed 601 Student Tuition Recovery Fund claims and refunded \$1,609,710 to compensate those students who suffered a loss because their school closed before they completed their education.
- Obtained final approval on the Uniform Reporting Requirements regulations from the Office of Administrative Law, which completed requirements from AB 2296 and SB 1247. Additionally, developed a comprehensive workshop to assist in implementing new and amended regulations.
- SB 1192, the Bureau's Sunset Bill, was passed and most sections went into effect January 1, 2017. This made significant additions and sweeping changes to Bureau operations (e.g., out-of-state private postsecondary institution registration, changes to exemptions, changes to an advisory committee, added discretionary authority related to accreditation requirement, changes to student tuition, Recovery Fund, changes to fees, and the creation of the Office of Student Assistance and Relief).
- Submitted and received approval for the adoption of emergency regulations related to registration of out-of-state private postsecondary institutions, which enroll California students via distance education as related to SB 1192.

- Submitted and received approval from the Office of Administrative Law on the final rulemaking for Prioritization of Complaints and Compliance Inspections as related to SB 1247 following two modifications.
- Submitted to the Office of Administrative Law the final rulemaking file for the Student Tuition Recovery Fund as related to SB 1247 and SB 1192, after noticing two modifications.
- Held internal meetings for amending Verification of Exempt Status based on SB 1247 and SB 1192 and presented proposed regulatory changes and the updated application to the Advisory Committee for comment.
- Provided proposed regulations to the Advisory Committee for comment relating to Intensive English Language Programs.

NEW LEGISLATION**Extends through 2017*

- AB 868 (Berman, Chapter 260, Statutes of 2017) exempts an institution owned, controlled, operated, and maintained by a community-based organization from regulation by the Bureau if they meet the following criteria: 1) are on or applying to be on the Eligible Training Provider List, 2) are a registered nonprofit, 3) do not offer degrees, 4) do not offer education leading to licensure if Bureau approval is required for licensure, 5) would not otherwise be subject to Bureau regulation, except for the fact that they receive Workforce Investment and Opportunity Act funds, and 6) can provide a letter from the local workforce development board that states that the institution has met initial criteria of that board. As a requirement of exemption, the institution must comply with additional requirements for participating in the Workforce Investment and Opportunity Act and shall not charge a student who receives workforce funds any institutional charges.

LICENSE REQUIREMENTS

License Requirements	Y/N?
DEGREE/PROFESSIONAL SCHOOLING	N/A
QUALIFYING EXPERIENCE (MAY INCLUDE EDUCATION)	N/A
EXAMINATION	N/A
CONTINUING EDUCATION/COMPETENCY	N/A
FINGERPRINT REQUIREMENT	N/A

Education Code § 94885.

*Institutions must meet a myriad of requirements to operate in California. These include proper facilities and electronic as well as written disclosures to students in course catalogues and enrollment materials. Degree-granting programs are also required to become accredited. These requirements are specifically laid out in the Bureau's statutes and regulations.

FEES*

License Type/Fee Type	Actual Fee	Statutory Limit
INSTITUTION LICENSURE FEES FOR INITIAL OPERATING PERMIT		
INITIAL INSTITUTION APPROVAL FEE	\$5,000	\$5,000
APPROVAL OF NEW BRANCH OF AN EXISTING INSTITUTION	\$3,000	\$3,000
APPROVAL BY MEANS OF ACCREDITATION	\$750	\$750
RENEWAL (5 YEARS)		
RENEWAL (5 YEARS) OF MAIN CAMPUS	\$3,500	\$3,500
RENEWAL (5 YEARS) OF BRANCH	\$3,000	\$3,000
RENEWAL (5 YEARS) OF ACCREDITED INSTITUTION	\$500	\$500

*The Bureau's fees are prescribed in statute and do not give caps to the majority of fees. Additional fees may be required per Education Code §§ 94930–94931.5.

Summary of Licensing Activity

Initial Licenses/Certificates/Permits			
TYPE	APPS RECEIVED	ISSUED	RENEWED
NONACCREDITED INSTITUTIONS	112	64	N/A
ACCREDITED INSTITUTIONS	68	63	N/A
VERIFICATION OF EXEMPTION	143	127	N/A
RENEWALS	134	N/A	103
SUBSTANTIVE CHANGES	358	325	N/A

Licensing Population by Type			
TYPE	CERTIFICATES/ PERMITS	LICENSES/ REGISTRATIONS	APPROVALS
MAIN LOCATIONS	N/A	N/A	1,111
BRANCH LOCATIONS	N/A	N/A	408
SATELLITE LOCATIONS	N/A	N/A	190

Renewal and Continuing Education (CE)		
TYPE	FREQUENCY OF RENEWAL	NUMBER CE HOURS REQUIRED EACH CYCLE
NONACCREDITED INSTITUTIONS	EVERY 5 YEARS	N/A
ACCREDITED INSTITUTIONS	VARIABLE	N/A
VERIFICATION OF EXEMPTION	EVERY 2 YEARS	N/A

Exams Results			
EXAM TITLE	PASS	FAIL	TOTAL
N/A	N/A	N/A	N/A

Summary of Enforcement Activity

Consumer Complaints—Intake	
812	RECEIVED
132	CLOSED WITHOUT REFERRAL FOR INVESTIGATION
680	REFERRED FOR INVESTIGATION
0	PENDING

Conviction/Arrest Notification Complaints	
N/A	RECEIVED
N/A	CLOSED/REFERRED FOR INVESTIGATION
N/A	PENDING

Inspections	
113	

Investigations	
680	OPENED
637	CLOSED
997	PENDING

Number of Days to Complete Intake and Investigations

165	UP TO 90 DAYS
111	91 TO 180 DAYS
118	181 DAYS TO 1 YEAR
104	1 TO 2 YEARS
76	2 TO 3 YEARS
63	OVER 3 YEARS
107	AVERAGE NUMBER OF DAYS TO COMPLETE INTAKE AND INVESTIGATIONS

Citations and Fines

26	ISSUED
24	ISSUED WITH A FINE
5	WITHDRAWN
3	DISMISSED
621	AVERAGE NUMBER OF DAYS TO ISSUE A CITATION AND FINE

Total Amount of Fines

\$496,456	ASSESSED
\$387,801	REDUCED
\$107,217	COLLECTED

Criminal/Civil Actions

0	REFERRALS FOR CRIMINAL/CIVIL ACTION
0	CRIMINAL ACTIONS FILED
0	CIVIL ACTIONS FILED

Office of the Attorney General/Disciplinary Actions

47	CASES OPENED/INITIATED
56	CASES CLOSED
62	CASES PENDING

Number of Days to Complete AG Cases

1	1 YEAR
5	1 TO 2 YEARS
4	2 TO 3 YEARS
4	OVER 3 YEARS
1,080	AVERAGE NUMBER OF DAYS TO IMPOSE DISCIPLINE

Formal Actions Filed/Withdrawn/Dismissed

36	STATEMENTS OF ISSUES FILED
9	ACCUSATIONS FILED
0	RESTRAINING/RESTRICTION/SUSPENSION ORDERS GRANTED
39	STATEMENTS OF ISSUES WITHDRAWN/DISMISSED
2	ACCUSATIONS WITHDRAWN/DISMISSED

Administrative Outcomes/Final Orders

23	LICENSE APPLICATIONS DENIED
4	REVOCAION
3	SURRENDER OF LICENSE
0	PROBATION WITH SUSPENSION
0	SUSPENSION ONLY
1	PROBATION ONLY
0	PUBLIC REPRIMAND
7	OTHER DECISIONS

Petition for Modification or Termination of Probation

0	GRANTED
0	DENIED
0	TOTAL

Petition for Reinstatement of Revoked License/Registration/Certification

0	GRANTED
0	DENIED
0	TOTAL

Cost Recovery to DCA

\$32,935.59	ORDERED
\$12,195.71	COLLECTED

Restitution to Consumers/Refunds/Savings

\$34,502.45	RESTITUTION ORDERED
\$5,534	AMOUNT REFUNDED
\$0	REWORK AT NO CHARGE
\$153,287	ADJUSTMENTS/RETURNS/EXCHANGES
\$193,347.46	TOTAL SAVINGS ACHIEVED FOR CONSUMERS

Receipt of Complaint to Assignment to Investigator

3	AVERAGE NUMBER OF DAYS
----------	------------------------

Investigations: Opening to Closing of Case

424	AVERAGE NUMBER OF DAYS
------------	------------------------

Investigations: Closure of Investigation to Imposing Formal Discipline

376	AVERAGE NUMBER OF DAYS
------------	------------------------

BOARD FOR PROFESSIONAL ENGINEERS, LAND SURVEYORS, AND GEOLOGISTS

BPELSG

Licenses and regulates engineers, land surveyors, geologists, and geophysicists.

STAFF:

42.7 civil servant positions
1 exempt

LICENSEES:

106,673

BOARD MEMBERSHIP:

5 public representatives
7 licensees
3 vacancies

BOARD STAFF:

Executive Officer:
Richard P. Moore, PLS
ric.moore@dca.ca.gov

Assistant Executive Officer:
Nancy A. Eissler
nancy.eissler@dca.ca.gov

Legislative Contact:
Richard P. Moore, PLS
ric.moore@dca.ca.gov

STRATEGIC PLAN ADOPTED:

2014

www.bpelsg.ca.gov



LAWS AND REGULATIONS:

Business and Professions Code §§ 6700 – 6799 (Engineers), §§ 7800 – 7887 (Geologists and Geophysicists), §§ 8700 – 8805 (Land Surveyors)

Title 16, Division 5, California Code of Regulations §§ 400 – 476 (Engineers/Surveyors)

Title 16, Division 29, California Code of Regulations §§ 3000 – 3067 (Geologists)

SUNSET REVIEW:

Last Review: 2015 Next Review: 2019

BOARD MEMBERS:

Name	Appointment Expires	Appointment Type	Appointment Authority
FEL AMISTAD JR.	JUNE 30, 2018	PUBLIC	GOVERNOR
NATALIE BAMSHAD-ALAVI	JUNE 30, 2020	PROFESSIONAL	GOVERNOR
CHELSEA ESQUIBIAS	JUNE 30, 2019	PUBLIC	SENATE RULES COMMITTEE
KATHY IRISH	JUNE 30, 2018	PUBLIC	GOVERNOR
ERIC JOHNSON (PRESIDENT)	JUNE 30, 2017	PROFESSIONAL	GOVERNOR
COBY KING	JUNE 30, 2020	PUBLIC	GOVERNOR
ASHA BROOKS LANG	JUNE 30, 2020	PUBLIC	GOVERNOR
ELIZABETH "BETSY" MATHIESON (VICE PRESIDENT)	JUNE 30, 2018	PROFESSIONAL	GOVERNOR
MOHAMMAD QURESHI	JUNE 30, 2018	PUBLIC	GOVERNOR
KAREN ROBERTS	JUNE 30, 2017	PROFESSIONAL	GOVERNOR
WILLIAM "JERRY" SILVA	JUNE 30, 2018	PUBLIC	GOVERNOR
ROBERT STOCKTON	JUNE 30, 2019	PROFESSIONAL	GOVERNOR
STEVE WILSON	JUNE 30, 2019	PROFESSIONAL	GOVERNOR
VACANT		PUBLIC	GOVERNOR
VACANT		PUBLIC	SPEAKER OF THE ASSEMBLY

RECIPROCITY

Pursuant to Business and Professions Code sections 6759, 7847, and 8748, an engineer or land surveyor registered in another state may apply for licensure in California by comity. Comity applicant must submit a complete application, including work descriptions, references that can verify the work experience, college transcripts (optional), and verification of successful examination in another state. The complete application must be reviewed and approved by a Staff Engineer or Land Surveyor. In addition, comity applicants must take and pass the California Laws and Board Rules examination, a 25-question multiple-choice examination that is completed at home and returned to the Board office for scoring.

California accepts results of the National Council of Examiners for Engineering and Surveying (NCEES) exams for the practice act branches of civil, electrical, and mechanical engineering; the title act engineering branches, except for traffic, for which there is no national NCEES examination; and the NCEES Principles of Surveying examination for land surveying. Civil engineering applicants must also pass the California Seismic Principles and Engineering Surveying exams, which are both mandated by statute. Land surveying applicants must pass the California Professional Land Surveying examination, as required by statute. If the home state has waived the Fundamentals of Engineering or Fundamentals of Surveying examination, the application is evaluated to see if the home state's waiver matches California's waiver requirements; if not, the applicant must pass the respective fundamentals examination or have 14–17 years of experience.

California law does not provide for comity for foreign applicants registered in another country for engineering or land surveying disciplines. Applicants from foreign countries are required to submit the same application as first-time California applicants and pass all required examinations.

The Board may accept out-of-state or foreign registration as qualification to register as a geologist or geophysicist so long as the applicant's qualifications meet the requirements to become a registered geologist or geophysicist in California.

ACCOMPLISHMENTS

- Made changes to the application and examination process as part of a continuing effort to meet its strategic goal to provide more opportunities for examination and licensing. Licensure candidates in California can now sit for the national exam

without having to apply to the Board first. The only criteria necessary to be able to do this is that the candidate must previously have passed the fundamentals examination pertaining to his or her intended discipline (engineering or surveying) and agree to abide by the national organization's and the Board's examination policies. Once the appropriate national examination is passed and the candidate has met all experience requirements in accordance with California laws, he or she then submits an application in their desired discipline for consideration for licensure to the Board. If any California state exams are required, the candidate must submit the application for licensure to the Board for review and approval prior to being eligible to sit for the state exams.

- Implemented online license renewal for professional geologists and geophysicists to pay their license fees online via credit card. The option to pay online to update these license types had been in the works for some time and our licensees were happy to receive this news.
- Introduced and began issuing plastic identification cards to all active and retired licensees. The plastic ID card recognizes the distinguished title of being a professional engineer, land surveyor, geologist, or geophysicist. It displays the licensee's name, professional title, and license number.
- Completed a business analysis study to examine all of the Board's business processes pertaining to licensing, enforcement, and administration. Completion of the study provided numerous business flow or swim lane diagrams, along with associated business requirements relative to the responsibilities identified in the swim lane diagrams. Utilization of this business management strategy will lead to ongoing continuous improvements in the services provided to the public and our licensees.

NEW LEGISLATION

**Extends through 2017*

- SB 496 (Cannella, Chapter 8, Statutes of 2017) Indemnity: design professionals. This bill originally specified that the Governor may remove from office a member of any board appointed by him or her for failure to attend board meetings. However, this bill was amended to address design professionals then enrolled and signed by the Governor on April 28, 2017. The board member provisions were moved to SB 715 (Newman).

LICENSE REQUIREMENTS

License Requirements	Y/N?
DEGREE/PROFESSIONAL SCHOOLING	Y*
QUALIFYING EXPERIENCE (MAY INCLUDE EDUCATION)	Y
EXAMINATION	Y
CONTINUING EDUCATION/COMPETENCY	N
FINGERPRINT REQUIREMENT	Y

Business and Professions Code § 6751, §§ 7841–7843, § 8742.

*Not required for engineers and land surveyors.

FEES*

License Type/Fee Type	Actual Fee	Statutory Limit
PROFESSIONAL ENGINEERS		
ENGINEER-IN-TRAINING APPLICATION FEE	\$50	\$100
APPLICATION FEE	\$125	\$400
EXAMINATION FEE	**	ACTUAL COST
TOTAL INITIAL LICENSE FEES	***	N/A
BIENNIAL RENEWAL FEE	\$115	\$400
LAND SURVEYORS		
LAND SURVEYOR-IN-TRAINING APPLICATION FEE	\$50	\$100
APPLICATION FEE	\$125	\$400
EXAMINATION FEE	**	ACTUAL COST
TOTAL INITIAL LICENSE FEES	***	N/A
BIENNIAL RENEWAL FEE	\$115	\$400
GEOLOGISTS		
APPLICATION FEE	\$250	\$250
EXAMINATION FEE	****	ACTUAL COST
TOTAL INITIAL LICENSE FEES	***	N/A
BIENNIAL RENEWAL FEE	\$270	\$400

*Additional fees may be required per Business and Professions (B&P) Code § 6799 and 16 California Code of Regulations (CCR) §407 for professional engineers, § 8805 and 16 CCR § 407 for land surveyors, and § 7887 and 16 CCR § 3005 for geologists.

**Examination fee depends on which examination or combination of examinations the person is taking each examination cycle per 16 CCR §407 for professional engineers and land surveyors, and 16 CCR § 3005 for geologists.

***Varies depending on discipline of licensure and path to licensure.

****License fee shall be fixed at an amount equal to the renewal fee in effect on the last regular renewal date before the date on which the certificate is issued, unless the certificate will expire less than one year after issuance, in which case the fee shall be fixed at an amount equal to 50 percent of the renewal fee in effect on the last regular renewal date, per B&P Code § 7887.

Summary of Licensing Activity

Initial Licenses/Certificates/Permits			
TYPE	APPS RECEIVED	ISSUED	RENEWED
AGRICULTURAL ENGINEER	5	3	51
CERTIFIED ENGINEERING GEOLOGIST	34	25	761
CERTIFIED HYDROGEOLOGIST	23	21	475
CHEMICAL ENGINEER	69	57	927
CIVIL ENGINEER	5,185	1,787	27,206
CONSULTING ENGINEER	N/A	N/A	2
CONTROL SYSTEMS ENGINEER	21	10	576
CORROSION ENGINEER	N/A	N/A	54
ELECTRICAL ENGINEER	489	356	4,924
FIRE PROTECTION ENGINEER	40	40	403
GEOLOGIST	323	106	2,554
GEOPHYSICIST	10	5	84
GEOTECHNICAL ENGINEER	61	15	567
INDUSTRIAL ENGINEER	6	4	199
LAND SURVEYOR	325	92	2,224
MANUFACTURING ENGINEER	N/A	N/A	146
MECHANICAL ENGINEER	558	497	6,603
METALLURGICAL ENGINEER	5	3	81
NUCLEAR ENGINEER	0	1	92
PETROLEUM ENGINEER	10	1	138
PHOTOGRAMMETRIC SURVEYOR	N/A	N/A	0
QUALITY ENGINEER	N/A	N/A	192
SAFETY ENGINEER	N/A	N/A	114
STRUCTURAL ENGINEER	293	130	1,911
TRAFFIC ENGINEER	122	32	675
ENGINEER-IN-TRAINING	2,961	2,670	N/A
GEOLOGIST-IN-TRAINING	222	109	N/A
LAND SURVEYOR-IN-TRAINING	61	50	N/A

Licensing Population by Type			
TYPE	CERTIFICATES/ PERMITS	LICENSES/ REGISTRATIONS	APPROVALS
AGRICULTURAL ENGINEER	N/A	130	N/A
CERTIFIED ENGINEERING GEOLOGIST	N/A	1,516	N/A
CERTIFIED HYDROGEOLOGIST	N/A	932	N/A
CHEMICAL ENGINEER	N/A	1,929	N/A
CIVIL ENGINEER	N/A	56,530	N/A
CONSULTING ENGINEER	N/A	4	N/A
CONTROL SYSTEM ENGINEER	N/A	923	N/A
CORROSION ENGINEER	N/A	180	N/A
ELECTRICAL ENGINEER	N/A	9,942	N/A
FIRE PROTECTION ENGINEER	N/A	779	N/A
GEOLOGIST	N/A	5,117	N/A
GEOPHYSICIST	N/A	158	N/A
GEOTECHNICAL ENGINEER	N/A	1,401	N/A
INDUSTRIAL ENGINEER	N/A	290	N/A
LAND SURVEYOR	N/A	4,181	N/A
MANUFACTURING ENGINEER	N/A	281	N/A
MECHANICAL ENGINEER	N/A	15,136	N/A
METALLURGICAL ENGINEER	N/A	205	N/A
NUCLEAR ENGINEER	N/A	348	N/A
PETROLEUM ENGINEER	N/A	316	N/A
PHOTOGRAMMETRIC SURVEYOR	N/A	1	N/A
QUALITY	N/A	339	N/A
SAFETY	N/A	299	N/A
STRUCTURAL	N/A	4,244	N/A
TRAFFIC	N/A	1,492	N/A
ENGINEER-IN-TRAINING	55,816	N/A	N/A
GEOLOGIST-IN-TRAINING	818	N/A	N/A
LAND SURVEYOR-IN-TRAINING	2,858	N/A	N/A

Renewal and Continuing Education (CE)		
TYPE	FREQUENCY OF RENEWAL	NUMBER CE HOURS REQUIRED EACH CYCLE
AGRICULTURAL ENGINEER	EVERY 2 YEARS	N/A
CERTIFIED ENGINEERING GEOLOGIST	EVERY 2 YEARS	N/A
CERTIFIED HYDROGEOLOGIST	EVERY 2 YEARS	N/A
CHEMICAL ENGINEER	EVERY 2 YEARS	N/A
CIVIL ENGINEER	EVERY 2 YEARS	N/A
CONSULTING ENGINEER	EVERY 2 YEARS	N/A
CORROSION ENGINEER	EVERY 2 YEARS	N/A
CONTROL SYSTEMS ENGINEER	EVERY 2 YEARS	N/A
ELECTRICAL ENGINEER	EVERY 2 YEARS	N/A
FIRE PROTECTION ENGINEER	EVERY 2 YEARS	N/A
GEOLOGIST	EVERY 2 YEARS	N/A
GEOPHYSICIST	EVERY 2 YEARS	N/A
GEOTECHNICAL ENGINEER	EVERY 2 YEARS	N/A
INDUSTRIAL ENGINEER	EVERY 2 YEARS	N/A
LAND SURVEYOR	EVERY 2 YEARS	N/A
MANUFACTURING ENGINEER	EVERY 2 YEARS	N/A
MECHANICAL ENGINEER	EVERY 2 YEARS	N/A
METALLURGICAL ENGINEER	EVERY 2 YEARS	N/A
NUCLEAR ENGINEER	EVERY 2 YEARS	N/A
PETROLEUM ENGINEER	EVERY 2 YEARS	N/A
PHOTOGRAMMETRIC SURVEYOR	EVERY 2 YEARS	N/A
QUALITY ENGINEER	EVERY 2 YEARS	N/A
SAFETY ENGINEER	EVERY 2 YEARS	N/A
STRUCTURAL ENGINEER	EVERY 2 YEARS	N/A
TRAFFIC ENGINEER	EVERY 2 YEARS	N/A
ENGINEER-IN-TRAINING	VALID UNTIL ENGINEER LICENSE ISSUED	N/A
GEOLOGIST-IN-TRAINING	VALID UNTIL GEOLOGIST LICENSE ISSUED	N/A
LAND SURVEYOR-IN-TRAINING	VALID UNTIL LAND SURVEYOR LICENSE ISSUED	N/A

Exams Results			
EXAM TITLE	PASS	FAIL	TOTAL
AGRICULTURAL ENGINEERING	4	3	7
CERTIFIED ENGINEERING GEOLOGIST	23	14	37
CERTIFIED HYDROGEOLOGIST	21	6	27
CHEMICAL ENGINEERING	67	34	101
CIVIL ENGINEERING - PRINCIPLES AND PRACTICE	1,973	2,075	4,048
CIVIL ENGINEERING - ENGINEERING SURVEYING	1,886	1,925	3,811
CIVIL ENGINEERING - SEISMIC PRINCIPLES	1,818	1,846	3,664
CONTROL SYSTEMS ENGINEERING	3	12	15
ELECTRICAL ENGINEERING	298	359	657
FIRE PROTECTION ENGINEERING	23	13	36
FUNDAMENTALS OF ENGINEERING	3,656	2,578	6,234
FUNDAMENTALS OF GEOLOGY	188	85	273
FUNDAMENTALS OF SURVEYING	62	154	216
GEOLOGIST - CALIFORNIA STATE SPECIFIC EXAM	103	100	203
GEOLOGIST - PRINCIPLES AND PRACTICE	113	38	151
GEOPHYSICIST	5	4	9
GEOTECHNICAL ENGINEERING	22	36	58
INDUSTRIAL AND SYSTEMS ENGINEERING	3	3	6
LAND SURVEYING - PRINCIPLES AND PRACTICE	88	74	162
LAND SURVEYING - CALIFORNIA STATE SPECIFIC EXAM	91	279	370
MECHANICAL ENGINEERING	438	285	723
METALLURGICAL AND MATERIALS ENGINEERING	3	3	6
NUCLEAR ENGINEERING	0	0	0
PETROLEUM ENGINEERING	0	3	3
STRUCTURAL ENGINEERING - LATERAL FORCES	86	151	237
STRUCTURAL ENGINEERING - VERTICAL FORCES	103	155	258
TRAFFIC ENGINEERING	31	50	81

Summary of Enforcement Activity

Consumer Complaints—Intake	
405	RECEIVED
26	CLOSED WITHOUT REFERRAL FOR INVESTIGATION
379	REFERRED FOR INVESTIGATION
0	PENDING

Conviction/Arrest Notification Complaints	
0	RECEIVED
0	CLOSED/REFERRED FOR INVESTIGATION
0	PENDING

Inspections	
N/A	

Investigations	
353	OPENED
323	CLOSED
237	PENDING

Number of Days to Complete Intake and Investigations	
53	UP TO 90 DAYS
50	91 TO 180 DAYS
149	181 DAYS TO 1 YEAR
70	1 TO 2 YEARS
1	2 TO 3 YEARS
0	OVER 3 YEARS
254	AVERAGE NUMBER OF DAYS TO COMPLETE INTAKE AND INVESTIGATIONS

Citations and Fines	
100	ISSUED
97	ISSUED WITH A FINE
0	WITHDRAWN
14	DISMISSED
337	AVERAGE NUMBER OF DAYS TO ISSUE A CITATION AND FINE

Total Amount of Fines	
\$195,400	ASSESSED
N/A	REDUCED
\$125,251	COLLECTED

Criminal/Civil Actions	
8	REFERRALS FOR CRIMINAL/CIVIL ACTION
4	CRIMINAL ACTIONS FILED
0	CIVIL ACTIONS FILED

Office of the Attorney General/Disciplinary Actions	
36	CASES OPENED/INITIATED
41	CASES CLOSED
32	CASES PENDING

Number of Days to Complete AG Cases	
7	1 YEAR
10	1 TO 2 YEARS
10	2 TO 3 YEARS
9	OVER 3 YEARS
1,077	AVERAGE NUMBER OF DAYS TO IMPOSE DISCIPLINE

Formal Actions Filed/Withdrawn/Dismissed	
0	STATEMENTS OF ISSUES FILED
29	ACCUSATIONS FILED
0	RESTRAINING/RESTRICTION/SUSPENSION ORDERS GRANTED
1	STATEMENTS OF ISSUES WITHDRAWN/DISMISSED
4	ACCUSATIONS WITHDRAWN/DISMISSED

Administrative Outcomes/Final Orders	
2	LICENSE APPLICATIONS DENIED
5	REVOCAION
4	SURRENDER OF LICENSE
0	PROBATION WITH SUSPENSION
0	SUSPENSION ONLY
21	PROBATION ONLY
2	PUBLIC REPRIMAND
3	OTHER DECISIONS

Petition for Modification or Termination of Probation	
0	GRANTED
0	DENIED
0	TOTAL

Petition for Reinstatement of Revoked License/Registration/Certification	
0	GRANTED
1	DENIED
1	TOTAL

Cost Recovery to DCA	
\$83,714	ORDERED
\$80,656	COLLECTED

Restitution to Consumers/Refunds/Savings	
\$6,100	RESTITUTION ORDERED
N/A	AMOUNT REFUNDED
N/A	REWORK AT NO CHARGE
N/A	ADJUSTMENTS/RETURNS/EXCHANGES
\$6,100	TOTAL SAVINGS ACHIEVED FOR CONSUMERS

Receipt of Complaint to Assignment to Investigator	
16	AVERAGE NUMBER OF DAYS

Investigations: Opening to Closing of Case	
238	AVERAGE NUMBER OF DAYS

Investigations: Closure of Investigation to Imposing Formal Discipline	
823	AVERAGE NUMBER OF DAYS

PROFESSIONAL FIDUCIARIES BUREAU

Fiduciaries

Licenses and regulates professional fiduciaries.

STAFF:

2 civil servant positions
1 exempt

LICENSEES:

995

ADVISORY COMMITTEE
MEMBERSHIP:

4 public representatives
3 licensees

BOARD STAFF:

Chief:

Rebecca May
rebecca.may@dca.ca.gov

STRATEGIC PLAN ADOPTED:

2014

www.fiduciary.ca.gov

LAWS AND REGULATIONS:

Business and Professions Code §§ 6500 – 6592

Probate Code § 60.1, § 2340

Title 16, Division 41, California Code of Regulations §§ 4400 – 4622

SUNSET REVIEW:

Last Review: 2014

Next Review: 2018

ADVISORY COMMITTEE:

Name	Appointment Expires	Appointment Type	Appointment Authority
DAWN AKEL	JANUARY 1, 2019	PROFESSIONAL	GOVERNOR
JENNIFER CHACON	JANUARY 1, 2019	PUBLIC	SENATE RULES COMMITTEE
BARBARA DE VRIES	JANUARY 1, 2019	PROFESSIONAL	GOVERNOR
AILEEN FEDERIZO (VICE PRESIDENT)	JANUARY 1, 2019	PROFESSIONAL	GOVERNOR
KING GEE	JANUARY 1, 2019	NONPROFIT ORG ADVOCATE	GOVERNOR
HANG LE TO (PRESIDENT)	JANUARY 1, 2019	PUBLIC	SPEAKER OF THE ASSEMBLY
KATHLEEN THOMSON	JANUARY 1, 2019	PROBATE COURT INVESTIGATOR	GOVERNOR

DEPARTMENT OF CONSUMER AFFAIRS



PROFESSIONAL FIDUCIARIES BUREAU

RECIPROCITY

None.

ACCOMPLISHMENTS

- Governor Brown appointed Rebecca May as Bureau Chief on May 22, 2017. She was sworn in on June 5, 2017.
- All Bureau staff helped the enforcement team to significantly lower a backlog of complaints over four months. To avoid future backlogs, the Bureau modified its complaint intake process by implementing biweekly complaint review meetings and requiring the enforcement staff to contact complainants within 30 days of receipt of the complaint.
- Contracted with the Department of Consumer Affairs' Office of Professional Examination Services to perform an occupational analysis (OA) of its licensing examination. Its results will be used to identify the important tasks and knowledge related to safe and competent practice as a licensed fiduciary. Additionally, the results of the OA are reviewed by the Legislature as part of the sunset review process and are often used in examining issues of licensure testing, scope, and regulation. This OA should be completed by the end of 2017.

- The Bureau began updating its Strategic Plan in 2017. The Strategic Plan will serve as a guide for the Bureau's use in moving forward effectively and to identify goals to improve our consumer protection efforts. The new plan should be finalized by spring 2018.
- The Bureau attended and spoke at several outreach events including four Senior Scam Stoppers with the Contractors State License Board; three Senior Fraud Fairs hosted by the District Attorney's offices in Yolo, Redding, and Solano counties; the Sacramento Financial Abuse Specialty Team coordinated by Adult Protective Services; a Smarter Senior Forum hosted by the Los Angeles County Consumer Affairs office; the 2017 Financial Literacy Month Resource Fair at the state Capitol; and the 22nd Annual Professional Fiduciaries Association of California Educational Conference. Staff spoke with consumers, professionals, and potential licensees at these events and educated the public about the profession.

NEW LEGISLATION

**Extends through 2017*

None.

LICENSE REQUIREMENTS

License Requirements	Y/N?
DEGREE/PROFESSIONAL SCHOOLING	Y
QUALIFYING EXPERIENCE (MAY INCLUDE EDUCATION)	Y
EXAMINATION	Y
CONTINUING EDUCATION/COMPETENCY	Y
FINGERPRINT REQUIREMENT	Y

Business and Professions Code § 480, § 6533, § 6536, §§ 6538–6539.

FEES*

License Type/Fee Type	Actual Fee	Statutory Limit
APPLICATION FEE	\$400	ACTUAL COST
INITIAL LICENSE FEE	\$600 + PRORATION	ACTUAL COST
TOTAL INITIAL LICENSE FEE	VARIES	N/A
RENEWAL FEE	\$700	ACTUAL COST

*Additional fees may be required per California Code of Regulations § 4428, § 4580.

Summary of Licensing Activity

Initial Licenses/Certificates/Permits			
TYPE	APPS RECEIVED	ISSUED	RENEWED
PROFESSIONAL FIDUCIARY	99	63	614

Licensing Population by Type			
TYPE	CERTIFICATES/ PERMITS	LICENSES/ REGISTRATIONS	APPROVALS
PROFESSIONAL FIDUCIARY	0	727	0

Renewal and Continuing Education (CE)		
TYPE	FREQUENCY OF RENEWAL	NUMBER CE HOURS REQUIRED EACH CYCLE
PROFESSIONAL FIDUCIARY	ANNUALLY	15 INCLUDING 2 HOURS OF ETHICS

Exams Results			
EXAM TITLE	PASS	FAIL	TOTAL
PROFESSIONAL FIDUCIARY	142	128	270

Summary of Enforcement Activity

Consumer Complaints—Intake	
121	RECEIVED
1	CLOSED WITHOUT REFERRAL FOR INVESTIGATION
118	REFERRED FOR INVESTIGATION
2	PENDING

Conviction/Arrest Notification Complaints	
0	RECEIVED
0	CLOSED/REFERRED FOR INVESTIGATION
0	PENDING

Inspections	
N/A	

Investigations	
118	OPENED
168	CLOSED
40	PENDING

Number of Days to Complete Intake and Investigations	
69	UP TO 90 DAYS
20	91 TO 180 DAYS
29	181 DAYS TO 1 YEAR
37	1 TO 2 YEARS
11	2 TO 3 YEARS
2	OVER 3 YEARS
263	AVERAGE NUMBER OF DAYS TO COMPLETE INTAKE AND INVESTIGATIONS

Citations and Fines	
4	ISSUED
4	ISSUED WITH A FINE
0	WITHDRAWN
0	DISMISSED
403	AVERAGE NUMBER OF DAYS TO ISSUE A CITATION AND FINE

Total Amount of Fines	
\$4,000	ASSESSED
\$0	REDUCED
\$2,000	COLLECTED

Criminal/Civil Actions	
0	REFERRALS FOR CRIMINAL/CIVIL ACTION
0	CRIMINAL ACTIONS FILED
0	CIVIL ACTIONS FILED

Office of the Attorney General/Disciplinary Actions	
4	CASES OPENED/INITIATED
0	CASES CLOSED
4	CASES PENDING

Number of Days to Complete AG Cases	
0	1 YEAR
2	1 TO 2 YEARS
0	2 TO 3 YEARS
0	OVER 3 YEARS
541	AVERAGE NUMBER OF DAYS TO IMPOSE DISCIPLINE

Formal Actions Filed/Withdrawn/Dismissed	
0	STATEMENTS OF ISSUES FILED
3	ACCUSATIONS FILED
0	RESTRAINING/RESTRICTION/SUSPENSION ORDERS GRANTED
0	STATEMENTS OF ISSUES WITHDRAWN/DISMISSED
0	ACCUSATIONS WITHDRAWN/DISMISSED

Administrative Outcomes/Final Orders	
0	LICENSE APPLICATIONS DENIED
0	REVOCAION
1	SURRENDER OF LICENSE
0	PROBATION WITH SUSPENSION
0	SUSPENSION ONLY
3	PROBATION ONLY
0	PUBLIC REPRIMAND
0	OTHER DECISIONS

Petition for Modification or Termination of Probation	
0	GRANTED
1	DENIED
1	TOTAL

Petition for Reinstatement of Revoked License/Registration/Certification	
0	GRANTED
0	DENIED
0	TOTAL

Cost Recovery to DCA	
\$5,000	ORDERED
\$1,250	COLLECTED

Restitution to Consumers/Refunds/Savings	
\$0	RESTITUTION ORDERED
\$0	AMOUNT REFUNDED
\$0	REWORK AT NO CHARGE
\$0	ADJUSTMENTS/RETURNS/EXCHANGES
\$0	TOTAL SAVINGS ACHIEVED FOR CONSUMERS

Receipt of Complaint to Assignment to Investigator	
3	AVERAGE NUMBER OF DAYS

Investigations: Opening to Closing of Case	
258	AVERAGE NUMBER OF DAYS

Investigations: Closure of Investigation to Imposing Formal Discipline	
541	AVERAGE NUMBER OF DAYS

CALIFORNIA BOARD OF PSYCHOLOGY

Psychology

Licenses and regulates psychologists, registered psychologists, and psychological assistants.

STAFF:

22.3 civil servant positions
1 exempt

LICENSEES:

22,449

BOARD MEMBERSHIP:

4 public representatives
5 licensees

BOARD STAFF:

Executive Officer:
Antonette Sorrick
antonette.sorrick@dca.ca.gov

Assistant Executive Officer:
Jeff Thomas
jeffrey.thomas@dca.ca.gov

Legislative Contact:
Cherise Burns
cherise.burns@dca.ca.gov

STRATEGIC PLAN ADOPTED:

2014

www.psychology.ca.gov

LAWS AND REGULATIONS:

Business and Professions Code §§ 2900 – 2999

Title 16, Division 13.6, California Code of Regulations §§ 1380 – 1397.71

SUNSET REVIEW:

Last Review: 2016 Next Review: 2020

BOARD MEMBERS:

Name	Appointment Expires	Appointment Type	Appointment Authority
LUCILLE ACQUAYE-BADDOO	JUNE 1, 2018	PUBLIC	SPEAKER OF THE ASSEMBLY
ALITA BERNAL	JUNE 1, 2020	PUBLIC	SENATE RULES COMMITTEE
SHERYLL CASUGA, Psy.D.	JUNE 1, 2020	PROFESSIONAL	GOVERNOR
MICHAEL ERICKSON, Ph.D.	JUNE 1, 2018	PROFESSIONAL	GOVERNOR
SEYRON FOO	JUNE 1, 2020	PUBLIC	GOVERNOR
JACQUELINE HORN, Ph.D.	JUNE 1, 2019	PROFESSIONAL	GOVERNOR
NICOLE JONES (VICE PRESIDENT)	JUNE 1, 2018	PUBLIC	GOVERNOR
STEPHEN PHILLIPS, J.D., Psy.D. (PRESIDENT)	JUNE 1, 2020	PROFESSIONAL	GOVERNOR
VACANT		PROFESSIONAL	GOVERNOR

RECIPROCITY

Pursuant to Business and Professions Code section 2946, a psychologist certified or licensed in another state or province and who has made application to the Board for a license in this state may perform activities and services of a psychological nature without a valid license for a period not to exceed 180 calendar days from the time of submitting his or her application or from the commencement of residency in California, whichever occurs first.

Business and Professions Code § 2912

Nothing in this chapter shall be construed to restrict or prevent a person who is licensed as a psychologist at the doctoral level in another state or territory of the United States or in Canada from offering psychological services in this state for a period not to exceed 30 days in a calendar year.

ACCOMPLISHMENTS

- Since April 2015, the Board began a comprehensive assessment of current statutes and regulations that govern the ethical and legal practice of psychology, which includes the review of requirements for psychology licensure. Currently, the Board is soliciting stakeholders' input for the proposed statutory and regulatory changes. These stakeholders include consumer groups, training directors, schools, large healthcare providers, students, and professional associations. The first of two meetings was held in Sacramento in May 2017.
- Since Fiscal Year (FY) 14–15, there has been an increase of approximately 26 percent in complaint intake volume, with a volume of 1,227 complaints received in FY 16–17.
- Overall, the Board meets or exceeds its target average times for all performance measures (PM) with the exception of PM4, which tracks the time after a case is transmitted to the Attorney General's Office (AG) for adjudication up through the time discipline is imposed. The average time for a case to be adjudicated through the AG has consistently exceeded the goal of 540 days, with an average case time of 864 days for all cases transmitted to the AG since FY 14–15.
- Continued its partnership with the Health Professions Education Foundation to promote their loan repayment program as part of the Board's two-year campaign to increase access to mental healthcare in California. This partnership seeks to increase access to providers in underserved communities.
- Consolidated multiple registrations for psychological assistants who will now only maintain one registration number with the Board. Through the Board's sunset review legislation, the Board also removed the restriction on the types of settings in which psychological assistants can gain supervised professional experience.
- Psychological assistants are no longer required to mail to the Board a physical form for address changes. They may now update their address of record and confidential address online through BreZE.
- In February, the Board Vice President conducted a presentation in Los Angeles for the Chicago School of Professional Psychology on the role of public members on regulatory boards.
- In March, the Board President and the Licensing Manager presented at the CPA Division II Supervision Conference in Los Angeles. This presentation focused on supervision requirements and upcoming regulatory changes for supervised professional experience.
- In 2015, the Board contracted with CPS HR Consulting Services (CPS) to conduct an internal audit of its three major divisions. CPS identified changes to workflow to improve efficiency and effectiveness in the Central Services and Licensing divisions. Additionally, CPS recommended a restructure of the Board staff, which included a recommendation to obtain two new positions at the management level. Based on the audit results, the Board sought two permanent positions through the budget change proposal (BCP) process. The BCP was approved.

NEW LEGISLATION

**Extends through 2017*

- AB 89 (Levine, Chapter 182, Statutes of 2017) requires candidates for licensure as a psychologist to complete at least six hours of coursework or applied experience under supervision in suicide risk assessment and intervention commencing January 1, 2020. This bill would also apply this same one-time requirement to current licensees as a condition of licensure renewal commencing January 1, 2020.
- AB 1188 (Nazarian, Chapter 557, Statutes of 2017) increases the fee collected from psychologists at the time of licensure renewal for deposit into the Mental Health Practitioner Education Fund from \$10 to \$20. Although this is an urgency bill, it does not take effect until July 1, 2018.

LICENSE REQUIREMENTS

License Requirements	Y/N?
DEGREE/PROFESSIONAL SCHOOLING	Y
QUALIFYING EXPERIENCE (MAY INCLUDE EDUCATION)	Y*
EXAMINATION	Y
CONTINUING EDUCATION/COMPETENCY	Y
FINGERPRINT REQUIREMENT	Y

Business and Professions Code §§ 2909, 2913, and 2914; California Code of Regulations §§ 1387 and 1387.4.

*No minimum experience requirement for registered psychological assistant.

FEES*

License Type/Fee Type	Actual Fee	Statutory Limit
PSYCHOLOGIST		
APPLICATION FEE	\$40	N/A
EXAM FEE (PAID TO THE ASSOCIATION OF STATE AND PROVINCIAL PSYCHOLOGY BOARDS)	\$600**	N/A
CALIFORNIA PSYCHOLOGY LAW AND ETHICS EXAMINATION FEE	\$129**	COST TO BOARD
INITIAL LICENSE FEE	\$400	\$500
TOTAL INITIAL LICENSE FEE	\$1,169	N/A
BIENNIAL RENEWAL FEE	\$420	\$500
PSYCHOLOGICAL ASSISTANT		
APPLICATION FEE	\$40	\$75
RENEWAL FEE	\$40	\$75

*Some additional fees may be required per Business and Professions Code §§ 2987, 2987.2, 2987.3; California Code of Regulations §§ 1392, 1392.1, 1397.68, 1397.69.

**Applicants for licensure as a psychologist must take the exam for professional practice in psychology and the California psychology law and ethics exam to get licensed in the state of California.

Summary of Licensing Activity

Initial Licenses/Certificates/Permits			
TYPE	APPS RECEIVED	ISSUED	RENEWED
PSYCHOLOGIST	1,666	824	9,517
PSYCHOLOGICAL ASSISTANT	915	829	857
REGISTERED PSYCHOLOGST	124	113	N/A

Licensing Population by Type

TYPE	CERTIFICATES/ PERMITS	LICENSES/ REGISTRATIONS	APPROVALS
PSYCHOLOGIST	N/A	20,726	N/A
PSYCHOLOGICAL ASSISTANT	N/A	1,494	N/A
REGISTERED PSYCHOLOGST	N/A	229	N/A

Renewal and Continuing Education (CE)

TYPE	FREQUENCY OF RENEWAL	NUMBER CE HOURS REQUIRED EACH CYCLE
PSYCHOLOGIST	EVERY 2 YEARS	36
PSYCHOLOGICAL ASSISTANT	EVERY YEAR	0
REGISTERED PSYCHOLOGST	NON-RENEWABLE	N/A

Exams Results

EXAM TITLE	PASS	FAIL	TOTAL
EXAMINATION FOR PROFESSIONAL PRACTICE IN PSYCHOLOGY (EPPP)	788	691	1,479
CALIFORNIA PSYCHOLOGY LAW AND ETHICS EXAM (CPLEE)	801	268	1,069

Summary of Enforcement Activity

Consumer Complaints—Intake

1,191	RECEIVED
258	CLOSED WITHOUT REFERRAL FOR INVESTIGATION
904	REFERRED FOR INVESTIGATION
105	PENDING

Conviction/Arrest Notification Complaints

41	RECEIVED
42	CLOSED/REFERRED FOR INVESTIGATION
3	PENDING

Inspections

N/A

Investigations

16	OPENED
74	CLOSED
20	PENDING

Number of Days to Complete Intake and Investigations

14	UP TO 90 DAYS
2	91 TO 180 DAYS
13	181 DAYS TO 1 YEAR
29	1 TO 2 YEARS
16	2 TO 3 YEARS
0	OVER 3 YEARS
15	AVERAGE NUMBER OF DAYS TO COMPLETE INTAKE AND INVESTIGATIONS

Citations and Fines

0	ISSUED
104	ISSUED WITH A FINE
8	WITHDRAWN
0	DISMISSED
38	AVERAGE NUMBER OF DAYS TO ISSUE A CITATION AND FINE

Total Amount of Fines

\$120,500	ASSESSED
\$3,000	REDUCED
\$77,266	COLLECTED

Criminal/Civil Actions

1	REFERRALS FOR CRIMINAL/CIVIL ACTION
0	CRIMINAL ACTIONS FILED
0	CIVIL ACTIONS FILED

Office of the Attorney General/Disciplinary Actions

54	CASES OPENED/INITIATED
0	CASES CLOSED
56	CASES PENDING

Number of Days to Complete AG Cases

10	1 YEAR
17	1 TO 2 YEARS
10	2 TO 3 YEARS
14	OVER 3 YEARS
847	AVERAGE NUMBER OF DAYS TO IMPOSE DISCIPLINE

Formal Actions Filed/Withdrawn/Dismissed

8	STATEMENTS OF ISSUES FILED
31	ACCUSATIONS FILED
0	RESTRAINING/RESTRICTION/SUSPENSION ORDERS GRANTED
0	STATEMENTS OF ISSUES WITHDRAWN/DISMISSED
5	ACCUSATIONS WITHDRAWN/DISMISSED

Administrative Outcomes/Final Orders

0	LICENSE APPLICATIONS DENIED
2	REVOICATION
26	SURRENDER OF LICENSE
0	PROBATION WITH SUSPENSION
0	SUSPENSION ONLY
16	PROBATION ONLY
3	PUBLIC REPRIMAND
6	OTHER DECISIONS

Petition for Modification or Termination of Probation

1	GRANTED
2	DENIED
3	TOTAL

Petition for Reinstatement of Revoked License/Registration/Certification

0	GRANTED
2	DENIED
2	TOTAL

Cost Recovery to DCA

\$453,806	ORDERED
\$64,354	COLLECTED

Restitution to Consumers/Refunds/Savings

\$0	RESTITUTION ORDERED
\$0	AMOUNT REFUNDED
\$0	REWORK AT NO CHARGE
\$0	ADJUSTMENTS/RETURNS/EXCHANGES
\$0	TOTAL SAVINGS ACHIEVED FOR CONSUMERS

Receipt of Complaint to Assignment to Investigator

8	AVERAGE NUMBER OF DAYS
----------	------------------------

Investigations: Opening to Closing of Case

471	AVERAGE NUMBER OF DAYS
------------	------------------------

Investigations: Closure of Investigation to Imposing Formal Discipline

466	AVERAGE NUMBER OF DAYS
------------	------------------------

BUREAU OF REAL ESTATE

Real Estate

Licenses and regulates mortgage loan originators, real estate brokers and salespersons, and offerings of subdivided lands in California.

STAFF:

330 civil servant positions
3 exempt

LICENSEES:

415,458

BUREAU STAFF:

Commissioner:

Wayne Bell

wayne.bell@dre.ca.gov

Chief Deputy Commissioner:


Dan Sandri

dan.sandri@dre.ca.gov

STRATEGIC PLAN ADOPTED:

2016

www.calbre.ca.gov



LAWS AND REGULATIONS:

Business and Professions Code §§ 10000 – 11288; §§ 10166.01 – 10166.17

Title 10, Chapter 6, California Code of Regulations §§ 2700 – 3200

SUNSET REVIEW:

Last Review: 2016

Next Review: 2020

RECIPROCITY

None.

ACCOMPLISHMENTS

- The CaIBRE Audit program continues to be highly effective in finding and correcting violations of the Real Estate Law and trust fund handling requirements. In FY 2016–17, CaIBRE conducted 598 audits of real estate brokers, finding \$10.25 million in trust fund shortages; 53 of these audits had trust

fund shortage findings of more than \$10,000. The highest incidence and dollar amount of shortage was found on audits of brokers involved with property management, mortgage loan, or broker escrow activities. Audit staff was successful in having brokers cure more than \$2.8 million in shortages prior to the completion of the audits. Audit examinations continue to enhance consumer protection by revealing violations of the Real Estate Law and helping to realize the return of mishandled trust funds that belong to the clients of real estate licensees.

- Continued focus on outreach to consumers, law enforcement groups, and industry. CalBRE provided educational opportunities for industry to learn about compliance issues and for consumers to learn how to avoid falling victim to real estate fraud and schemes. CalBRE regularly met with at least 10 county-related real estate fraud task forces and coalitions to improve communication and coordinated action. CalBRE participated in more than 45 outreach events in FY 2016–2017. For consumer events, CalBRE partnered with members of state Legislature, which hosted fraud prevention town hall meetings throughout the state, as well as with the Contractors State License Board for Senior Scam Stopper events. Many of the fraud prevention meetings focused on seniors, while some events focused on potential home buyers, and others were for the benefit of immigrant populations. Events were conducted in Vietnamese and Spanish, and fraud prevention tips unique to these communities were provided. Furthermore, CalBRE's subdivision staff members participated as guest speakers at outreach events to the Homebuilders Association of Northern California, local Building Industry Associations, Los Angeles City Planning Department, California Association of Realtors, and the California Building Industry Association. These outreach efforts improve industry understanding and consumer protection by communicating the mandates required by the Subdivided Lands Law, the Vacation and Ownership Act, and the Real Estate Law and Regulations of the Real Estate Commissioner.
- Issued 714 citations to licensees for violations of the Real Estate Law and Commissioner's Regulations (89 of these with \$0 fine). Citations that are issued to real estate licensees are typically for relatively minor violations of the law that do not merit the higher disciplinary action. Citation authority also permits the Bureau to issue a citation and impose a fine on an unlicensed person engaged in an activity for which a real estate license is required. The dollar amount of fines issued with citations in FY 2016–17 totaled \$453,225, and the amount of these fines collected as of June 30, 2017, was \$291,700.
- Continued to expand its website content to help educate both consumers and the industry. CalBRE posted and distributed a consumer alert about the importance of researching potential escrow agents, a licensee alert regarding salespersons who lead consumers into falsely believing that they are real estate brokers, a licensee advisory to real estate brokers who conduct broker-controlled escrows, and frequently asked questions on the use of team names.
- CalBRE continued to expand its use of social media by posting on Facebook and Twitter, and via RSS feed the following:
 - » *Real Estate Bulletin* newsletter
 - » Monthly summary of disciplinary actions
 - » Links to CalBRE publications
 - » Advisories and alerts

These items are often sent to licensees via e-mail to increase readership.
- Increased examination application processing. With a steady increase in the number of applications, the Licensing Section administered the real estate salesperson exam to more than 46,829 candidates for FY 2016–17. This increase in applicants for the salesperson exam translated into an increase of 24,358 new salesperson licenses issued in FY 16–17, which represented an increase of 12 percent over FY 15–16.
- As part of its program to ensure real estate exams accurately describe current industry practice, the Bureau's Examination Administration and Development Unit—in agreement with the Office of Professional Examination Services—began the first phase of an examination validation study. The purpose of this study is to identify the knowledge, skills, and abilities (KSAs) that are a necessary part of the practice of real estate so they may be reflected in the real estate licensing examinations. An important task of this project is to obtain the assistance of industry practitioners to help define the scope of the business through a survey to develop a current occupational analysis of KSAs. As the first step in this process, on June 1, 2017, this survey was sent to more than 40,000 newly licensed salespersons and brokers.

- New subdivision filings remained steady and high in California, with the Subdivisions Section of CalBRE receiving and processing 3,168 Final Subdivision Public Report applications in FY 2016–17 versus 3,171 in FY 2015–16 (FY 2015–16 had shown an increase of 21.5 percent compared to the previous fiscal year total of 2,609). Although the number of subdivision filings and subdivision staffing levels in FY 2016–17 were almost identical to FY 2015–16, processing timeframe reductions were realized in several critical areas. The timeframe to perform the initial review for an original common interest filing decreased by 1.5 days and by 3.6 days for amendment filings. This application process results in the preparation of a Subdivision Public Report (California project), permit (out-of-state timeshare), or confirmation of registration (non-California project located within the United States) from CalBRE. The public report/permit is an important disclosure document that provides prospective purchasers with pertinent information about the subdivision, including site suitability, financing of improvements and facilities, sales agreements, purchase money handling, the release of blanket encumbrances, and vital disclosures concerning the availability of fire protection, water supply and quality, vehicular access, latent natural hazards, reservations of mineral rights and easements, and community association assessments.
- AB 690 (Quirk-Silva, Chapter 127, Statutes of 2017) requires a manager or a CID management firm to disclose specified information before entering into a management agreement, and requires a disclosure on whether the manager receives a referral fee from third parties for distributing required documents and an affirmative written acknowledgment that specified documents provided to the manager are the property of the association and not the manager.
- AB 1139 (Reyes, Chapter 148, Statutes of 2017) requires an advisory notice appearing in at least 12-point bold font be provided to potential homebuyers informing them that federal restrictions associated with private transfer fees that do not provide a direct benefit to the property may make it more difficult to obtain home financing.
- AB 1412 (Choi, Chapter 278, Statutes of 2017) authorizes a homeowners' association (HOA) to use the last address provided in writing by the owner of a separate interest in a CID when the owner fails to provide notice of change of address. This bill also limits the liability of a volunteer officer or director who does not own more than two residential separate interests in a development that is mixed use.
- SB 173 (Dodd, Chapter 828, Statutes of 2017) removes the Bureau of Real Estate from the Department of Consumer Affairs and makes it a department within the Business, Consumer Services, and Housing Agency, effective July 1, 2018.
- SB 407 (Wieckowski, Chapter 236, Statutes of 2017) clarifies the rights of homeowners and residents in CIDs to engage in politically expressive activities within the CID. Specifically, this bill makes it unlawful for a CID's governing documents to prohibit homeowners or residents from assembling peacefully; inviting public officials, candidates for public office, and representatives of homeowner organizations to meet with homeowners and residents as well as their invitees and guests; using common areas for political meetings; canvassing and petitioning other CID members and residents; and distributing information, without prior permission, about matters of general public political concern and matters relating specifically to life in the CID.

NEW LEGISLATION

**Extends through 2017*

- AB 534 (Gallagher, Chapter 44, Statutes of 2017) clarifies existing law as it relates to a mechanics lien being filed against the owner of a common interest development (CID). Specifically, this bill: (1) imputes to all owners a CID association's authorization to perform work on a common area, (2) allows the claimant on a mechanic's lien to notify the association instead of every individual owner, and (3) clarifies that an individual property owner within a CID can remove a mechanic's lien that applies to multiple units within a CID by obtaining and recording a lien release bond for that owner's pro rata share of the overall claim.

- SB 479 (Morrell, Chapter 217, Statutes of 2017) increases by \$50 the fee that a trustee is allowed to charge after completion of the trustee’s sale, for carrying out his or her duties in executing the nonjudicial foreclosure process. The bill also increases the maximum amount that a trustee may charge for facilitating the foreclosure process to either \$475 or 1 percent of the unpaid principal sum secured, whichever is greater.
- SB 764 (Moorlach, Chapter 248, Statutes of 2017) authorizes a real estate broker to use insurance in lieu of fidelity bonds to cover an unlicensed employee who is authorized to withdraw money from that broker’s trust fund account. This bill also specifies that the bond or insurance coverage must protect the broker from intentional wrongful acts committed by his or her employee, including theft, dishonest acts, or forgery.

LICENSE REQUIREMENTS

License Requirements	Y/N?
DEGREE/PROFESSIONAL SCHOOLING	Y
QUALIFYING EXPERIENCE (MAY INCLUDE EDUCATION)	Y
EXAMINATION	Y
CONTINUING EDUCATION/COMPETENCY	Y
FINGERPRINT REQUIREMENT	Y

Business and Professions Code §§ 10150–10165.1 and §§ 10166.01–10166.17.

FEES*

License Type/Fee Type	Actual Fee	Statutory Limit
SALESPERSON		
EXAMINATION FEE	\$60	\$60
LICENSE FEE	\$245	\$245
TOTAL INITIAL LICENSE FEE	\$305	\$305
QUADRENNIAL RENEWAL FEE	\$245	\$245
BROKER		
EXAMINATION FEE	\$95	\$95
LICENSE FEE	\$300	\$300
TOTAL INITIAL LICENSE FEE	\$395	\$395
QUADRENNIAL RENEWAL FEE	\$300	\$300
MORTGAGE LOAN ORIGINATOR ENDORSEMENT		
EXAMINATION FEE	\$110	N/A
LICENSE FEE	\$300	\$300
TOTAL INITIAL LICENSE FEE	\$410	N/A
ANNUAL RENEWAL FEE	\$300	\$300

*Additional fees may be required per Business and Professions Code §§ 10200–10226.5, 11011.

Summary of Licensing Activity

Initial Licenses/Certificates/Permits			
TYPE	APPS RECEIVED	ISSUED	RENEWED
REAL ESTATE SALESPERSON	28,114	24,358	48,334
REAL ESTATE BROKER/OFFICER	5,424	4,764	28,452
MORTGAGE LICENSE ORIGINATION (MLO) ENDORSEMENTS-INDIVIDUALS	N/A	2,006	16,814
MLO ENDORSEMENTS-COMPANIES	N/A	580	5,579
MLO ENDORSEMENTS-BRANCHES	N/A	210	868
PUBLIC REPORT ORIGINALS	3,168	3,109	N/A
PUBLIC REPORT AMEND/RENEWALS	628	621	N/A
PUBLIC REPORT CONDITIONALS	2,582	2,541	N/A
PUBLIC REPORT PRELIMINARIES	999	993	N/A
PUBLIC REPORT INTERIM	145	146	N/A
PUBLIC REPORT OUT OF STATE	99	99	N/A
PUBLIC REPORT TIMESHARES	447	494	N/A

Licensing Population by Type			
TYPE	CERTIFICATES/ PERMITS	LICENSES/ REGISTRATIONS	APPROVALS
REAL ESTATE SALESPERSON	N/A	281,916	N/A
REAL ESTATE BROKER/OFFICER	N/A	133,542	N/A
MLO ENDORSEMENTS-INDIVIDUALS	N/A	18,151	N/A
MLO ENDORSEMENTS-COMPANIES	N/A	5,981	N/A
MLO ENDORSEMENTS-BRANCHES	N/A	952	N/A
PREPAID RENTAL LISTING SERVICE (PRLS)	N/A	12	N/A

Renewal and Continuing Education (CE)		
TYPE	FREQUENCY OF RENEWAL	NUMBER CE HOURS REQUIRED EACH CYCLE
REAL ESTATE SALESPERSON	EVERY 4 YEARS	45
REAL ESTATE BROKER/OFFICER	EVERY 4 YEARS	45

Exams Results			
EXAM TITLE	PASS	FAIL	TOTAL
REAL ESTATE SALESPERSON	25,130	21,699	46,829
REAL ESTATE BROKER/OFFICER	2,186	1,875	4,061

Summary of Enforcement Activity

Consumer Complaints—Intake	
4,282	RECEIVED
2,459	CLOSED WITHOUT REFERRAL FOR INVESTIGATION
1,394	REFERRED FOR INVESTIGATION
261	PENDING

Conviction/Arrest Notification Complaints	
785	RECEIVED
769	CLOSED/REFERRED FOR INVESTIGATION
500	PENDING

Inspections	
N/A	

Investigations	
4,854	OPENED
4,689	CLOSED
1,348	PENDING

Number of Days to Complete Intake and Investigations	
1,806	UP TO 90 DAYS
935	91 TO 180 DAYS
1,166	181 DAYS TO 1 YEAR
301	1 TO 2 YEARS
1	2 TO 3 YEARS
0	OVER 3 YEARS
154	AVERAGE NUMBER OF DAYS TO COMPLETE INTAKE AND INVESTIGATIONS

Citations and Fines	
714	ISSUED
625	ISSUED WITH A FINE
N/A	WITHDRAWN
2	DISMISSED
N/A	AVERAGE NUMBER OF DAYS TO ISSUE A CITATION AND FINE

Total Amount of Fines	
\$453,225	ASSESSED
\$11,525	REDUCED
\$291,700	COLLECTED

Criminal/Civil Actions	
11	REFERRALS FOR CRIMINAL/CIVIL ACTION
N/A	CRIMINAL ACTIONS FILED
N/A	CIVIL ACTIONS FILED

Office of the Attorney General/Disciplinary Actions	
N/A	CASES OPENED/INITIATED
N/A	CASES CLOSED
N/A	CASES PENDING

Number of Days to Complete AG Cases

3,908	1 YEAR
300	1 TO 2 YEARS
1	2 TO 3 YEARS
0	OVER 3 YEARS
269	AVERAGE NUMBER OF DAYS TO IMPOSE DISCIPLINE

Formal Actions Filed/Withdrawn/Dismissed

197	STATEMENTS OF ISSUES FILED
455	ACCUSATIONS FILED
163	RESTRAINING/RESTRICTION/SUSPENSION ORDERS GRANTED
41	STATEMENTS OF ISSUES WITHDRAWN/DISMISSED
31	ACCUSATIONS WITHDRAWN/DISMISSED

Administrative Outcomes/Final Orders

138	LICENSE APPLICATIONS DENIED
350	REVOCATION
69	SURRENDER OF LICENSE
N/A	PROBATION WITH SUSPENSION
106	SUSPENSION ONLY
N/A	PROBATION ONLY
5	PUBLIC REPRIMAND
N/A	OTHER DECISIONS

Petition for Modification or Termination of Probation

41	GRANTED
5	DENIED
46	TOTAL

Petition for Reinstatement of Revoked License/Registration/Certification

67	GRANTED
46	DENIED
113	TOTAL

Cost Recovery to DCA

N/A	ORDERED
N/A	COLLECTED

Restitution to Consumers/Refunds/Savings

N/A	RESTITUTION ORDERED
N/A	AMOUNT REFUNDED
N/A	REWORK AT NO CHARGE
N/A	ADJUSTMENTS/RETURNS/EXCHANGES
N/A	TOTAL SAVINGS ACHIEVED FOR CONSUMERS

Receipt of Complaint to Assignment to Investigator

2	AVERAGE NUMBER OF DAYS
----------	------------------------

Investigations: Opening to Closing of Case

122	AVERAGE NUMBER OF DAYS
------------	------------------------

Investigations: Closure of Investigation to Imposing Formal Discipline

63	AVERAGE NUMBER OF DAYS
-----------	------------------------

BUREAU OF REAL ESTATE APPRAISERS

Real Estate Appraisers

Licenses and regulates real estate appraisers and registered appraisal management companies.

STAFF:

34 civil servant positions
1 exempt

LICENSEES:

10,630

BUREAU STAFF:

Chief:

Jim Martin

jjim.martin@brea.ca.gov

Deputy Chief:

Loretta Dillon

loretta.dillon@brea.ca.gov

STRATEGIC PLAN ADOPTED:

2014

www.brea.ca.gov



LAWS AND REGULATIONS:

Business and Professions Code §§ 11300 – 11423

Title 10, Chapter 6.5, California Code of Regulations §§ 3500 – 3780

Title 11, United States Code §§ 1101 – 1126

Title 12, United States Code § 3338

Title 15, United States Code § 1639(e)

Title 12, Code of Federal Regulations §§ 225.61 – 225.67

Title 12, Code of Federal Regulations §§ 1222.20 – 1222.26

SUNSET REVIEW:

Last Review: 2016

Next Review: 2020

RECIPROCITY

Pursuant to California Code of Regulations, Chapter 10, section 3569, the Bureau offers reciprocity when an appraiser has a valid license from a compliant state whose own requirements meet or exceed those of California at the time of application. Licenses are issued without additional examination, but the licensing fee is still required.

ACCOMPLISHMENTS

- Disciplinary Guidelines were promulgated into law effective April 1, 2017, and will promote consistency in license discipline for similar offenses. The guidelines detail each violation and assign that violation a minimum and maximum discipline. They also identify various mitigating and aggravating factors to assist in determining which minimum, maximum, or other discipline should be applied to the respondent.
- The Bureau's Enforcement Unit incorporated four online courses developed by the Appraisal Foundation into their selection of disciplinary education. These in-depth training courses cover a range of Uniform Standards of Professional Appraisal Practice compliance issues identified by state regulators as common trouble spots. These courses are geared toward appraisers who need a deep understanding into specialized topics. The Bureau's Enforcement Staff audited the courses and found them to cover key deficiencies noted in many enforcement cases. The Bureau anticipates that the effectiveness of these classes will help protect the public by preventing repeat offenders.
- The Bureau's Enforcement Unit made a procedural change in how it presents case evidence to the Attorney General's Office. Secure evidence binders are now used with numerical tabs identifying each piece of evidence. Additionally, the Bureau's legal counsel now reviews the evidence prior to its submission. This process should make it significantly easier to reference evidence by all parties throughout the entire Administrative Law process.
- The Bureau's Enforcement Unit opened 56 more cases in Fiscal Year (FY) 2016–17, while decreasing the average processing time by 37 days (in FY 2015–16, the Bureau received 285 complaints and, in FY 2016–17, the Bureau received 341 complaints).
- The Bureau's Enforcement Unit implemented Trainee Outreach program in FY 2015–2016, and successfully decreased the number of supervisory enforcements in FY 2016–2017. The outreach increased the awareness of the trainee-supervisor relationship responsibilities. Complaints against supervisors dropped from approximately six annually to zero cases.
- Worked with course providers in the development of an examination for the course entitled State and Federal Laws and Regulations. Beginning on January 1, 2017, all initial, reciprocals, and renewal applicants are required to complete the course and pass a final examination before issuance of their license. The purpose of the course and examination is to ensure that all licensees understand the federal and state laws. See SB 1196 (Hill, Chapter 800, Statutes 2016).
- Performed an informational outreach to all licensees via an email blast regarding the new requirement on the state and federal laws and regulations course. Also, the Bureau's website was updated to publicize the new requirement, and the information was published in the spring 2017 newsletter. These efforts ensure the widest distribution of information to our licensee population.
- Attended a real estate outreach conference for California community colleges to encourage real estate instructors to submit their real estate appraisal courses for appraisal experience credit. The Bureau provided information on current standards and education requirements, as well as provided application packages for course providers and course accreditation.

- The Bureau's Information Technology Team performed systems changes to our online and in-house renewal management system to capture the new pricing. The Team also updated all impacted letters and online pricing. The entire project was seamlessly completed and implemented within one month.
- The Bureau's Information Technology Team, working with the Licensing Team, enhanced the Bureau's database management system to track expedited military applications. This enables the Bureau to easily electronically track those applications and generate reports.
- The Bureau's Information Technology Team migrated to a new state email, calendaring, and contacts system to give the Bureau greater control and reduce downtime when system issues arise.

NEW LEGISLATION

**Extends through 2017*

None.

LICENSE REQUIREMENTS

License Requirements	Y/N?
DEGREE/PROFESSIONAL SCHOOLING	Y
QUALIFYING EXPERIENCE (MAY INCLUDE EDUCATION)	Y
EXAMINATION	Y
CONTINUING EDUCATION/COMPETENCY	Y
FINGERPRINT REQUIREMENT	Y

Business and Professions Code §§ 11320–11328.1; Title 10, Chapter 6.5, California Code of Regulations § 3528, § 3541.

FEES*

License Type/Fee Type	Actual Fee	Statutory Limit
REAL ESTATE APPRAISER: TRAINEE LEVEL		
INITIAL APPLICATION & LICENSE FEE	\$405	\$450
BIENNIAL RENEWAL FEE	\$335	\$450
REAL ESTATE APPRAISER: RESIDENTIAL LEVEL		
INITIAL FEE	\$405	\$450
FEDERAL FEE (INITIAL AND RENEWAL)	\$80	N/A
TOTAL INITIAL LICENSE FEE	\$485	\$450
BIENNIAL RENEWAL FEE	\$335	\$450
REAL ESTATE APPRAISER: CERTIFIED LEVEL		
INITIAL FEE	\$455	\$525
FEDERAL FEE (INITIAL AND RENEWAL)	\$80	N/A
TOTAL INITIAL LICENSE FEE	\$535	\$525
BIENNIAL RENEWAL FEE	\$335	\$525

*Additional fees may be required per Business and Professions Code §§ 11400–11409 and Title 10, Chapter 6.5, California Code of Regulations §§ 3582–3583.

Summary of Licensing Activity

Initial Licenses/Certificates/Permits			
TYPE	APPS RECEIVED	ISSUED	RENEWED
TRAINEE	367	261	167
RESIDENTIAL	644	10	624
CERTIFIED RESIDENTIAL	3,111	15	3,125
CERTIFIED GENERAL	1,647	59	1,601
APPRAISAL MGT COMPANY (AMC)	91	17	88
UPGRADE-RESIDENTIAL	46	46	N/A
UPGRADE-CERTIFIED RESIDENTIAL	48	48	N/A
UPGRADE-CERTIFIED GENERAL	31	31	N/A
TEMPORARY PRACTICE PERMITS	323	323	N/A

Licensing Population by Type

TYPE	CERTIFICATES/ PERMITS	LICENSES/ REGISTRATIONS	APPROVALS
TRAINEE	N/A	648	N/A
RESIDENTIAL	N/A	1,224	N/A
CERTIFIED RESIDENTIAL	N/A	5,664	N/A
CERTIFIED GENERAL	N/A	3,094	N/A
APPRAISAL MGT COMPANY (AMC)	N/A	249	N/A
TEMPORARY PRACTICE PERMITS	323	N/A	N/A

Renewal and Continuing Education (CE)

TYPE	FREQUENCY OF RENEWAL	NUMBER CE HOURS REQUIRED EACH CYCLE
LICENSE	EVERY 2 YEARS	28
COURSE PROVIDER	EVERY 2 YEARS	N/A
APPRAISAL MGT COMPANY (AMC)	EVERY 2 YEARS	N/A
AMC CONTROLLING PERSON	N/A	7

Exams Results

EXAM TITLE	PASS	FAIL	TOTAL
TRAINEE	26	52	78
RESIDENTIAL	17	24	41
CERTIFIED RESIDENTIAL	43	46	89
CERTIFIED GENERAL	122	78	200

Summary of Enforcement Activity

Consumer Complaints—Intake

341	RECEIVED
0	CLOSED WITHOUT REFERRAL FOR INVESTIGATION
341	REFERRED FOR INVESTIGATION
3	PENDING

Conviction/Arrest Notification Complaints

N/A	RECEIVED
N/A	CLOSED/REFERRED FOR INVESTIGATION
N/A	PENDING

Inspections

N/A

Investigations

341	OPENED
336	CLOSED
128	PENDING

Number of Days to Complete Intake and Investigations

208	UP TO 90 DAYS
35	91 TO 180 DAYS
67	181 DAYS TO 1 YEAR
26	1 TO 2 YEARS
0	2 TO 3 YEARS
0	OVER 3 YEARS
120	AVERAGE NUMBER OF DAYS TO COMPLETE INTAKE AND INVESTIGATIONS

Citations and Fines

42	ISSUED
32	ISSUED WITH A FINE
0	WITHDRAWN
0	DISMISSED
259	AVERAGE NUMBER OF DAYS TO ISSUE A CITATION AND FINE

Total Amount of Fines

\$80,000	ASSESSED
\$0	REDUCED
\$48,764.98	COLLECTED

Criminal/Civil Actions

0	REFERRALS FOR CRIMINAL/CIVIL ACTION
N/A	CRIMINAL ACTIONS FILED
N/A	CIVIL ACTIONS FILED

Office of the Attorney General/Disciplinary Actions

10	CASES OPENED/INITIATED
19	CASES CLOSED
8	CASES PENDING

Number of Days to Complete AG Cases

5	1 YEAR
14	1 TO 2 YEARS
0	2 TO 3 YEARS
0	OVER 3 YEARS
457	AVERAGE NUMBER OF DAYS TO IMPOSE DISCIPLINE

Formal Actions Filed/Withdrawn/Dismissed

0	STATEMENTS OF ISSUES FILED
16	ACCUSATIONS FILED
0	RESTRAINING/RESTRICTION/SUSPENSION ORDERS GRANTED
0	STATEMENTS OF ISSUES WITHDRAWN/DISMISSED
0	ACCUSATIONS WITHDRAWN/DISMISSED

Administrative Outcomes/Final Orders

9	LICENSE APPLICATIONS DENIED
15	REVOCATION
5	SURRENDER OF LICENSE
2	PROBATION WITH SUSPENSION
0	SUSPENSION ONLY
0	PROBATION ONLY
0	PUBLIC REPRIMAND
0	OTHER DECISIONS

Petition for Modification or Termination of Probation

0	GRANTED
0	DENIED
0	TOTAL

Petition for Reinstatement of Revoked License/Registration/Certification

0	GRANTED
0	DENIED
0	TOTAL

Cost Recovery to DCA

\$0	ORDERED
\$0	COLLECTED

Restitution to Consumers/Refunds/Savings

\$0	RESTITUTION ORDERED
\$0	AMOUNT REFUNDED
\$0	REWORK AT NO CHARGE
\$0	ADJUSTMENTS/RETURNS/EXCHANGES
\$0	TOTAL SAVINGS ACHIEVED FOR CONSUMERS

Receipt of Complaint to Assignment to Investigator

20	AVERAGE NUMBER OF DAYS
-----------	------------------------

Investigations: Opening to Closing of Case

154	AVERAGE NUMBER OF DAYS
------------	------------------------

Investigations: Closure of Investigation to Imposing Formal Discipline

47	AVERAGE NUMBER OF DAYS
-----------	------------------------

BOARD OF REGISTERED NURSING

Registered Nursing

Licenses and regulates registered nurses and evaluates them for certification in nursing specialties.

STAFF:

157.1 civil servant positions
1 exempt

LICENSEES:

549,047

BOARD MEMBERSHIP:

4 public representatives
5 licensees

BOARD STAFF:

Executive Officer:
Joseph Morris
joseph.morris@dca.ca.gov

Assistant Executive Officer:
Stacie Berumen
stacie.berumen@dca.ca.gov

Legislative Contact:
Lorraine K. Clarke
lorraine.clarke@dca.ca.gov

STRATEGIC PLAN ADOPTED:

2014

www.rn.ca.gov



LAWS AND REGULATIONS:

Business and Professions Code §§ 2700 – 2838.4

Title 16, Division 14, California Code of Regulations §§ 1402 – 1495.4

SUNSET REVIEW:

Last Review: 2017 Next Review: 2021

BOARD MEMBERS:

Name	Appointment Expires	Appointment Type	Appointment Authority
IMELDA CEJA-BUTKIEWICZ	JUNE 1, 2021	PUBLIC	GOVERNOR
CINDY CIPRES KLEIN	JUNE 1, 2018	PROFESSIONAL	GOVERNOR
MICHAEL DEANGELO JACKSON	JUNE 1, 2020	PROFESSIONAL	GOVERNOR
PILAR DE LA CRUZ REYES	JUNE 1, 2019	PROFESSIONAL	GOVERNOR
DONNA GERBER	JUNE 1, 2020	PUBLIC	SPEAKER OF THE ASSEMBLY
TRANDE PHILLIPS	JUNE 1, 2019	PROFESSIONAL	GOVERNOR
ELIZABETH WOODS	JUNE 1, 2018	PROFESSIONAL	GOVERNOR
BARBARA YAROSLOVSKY	JUNE 1, 2020	PUBLIC	SENATE RULES COMMITTEE
VACANT		PUBLIC	GOVERNOR

RECIPROCITY

Pursuant to Business and Professions Code section 2732.1(b), the Board may issue a license upon written application to any individual, without examination, who is licensed or registered as a nurse in another state, district, or territory of the United States or Canada if they have qualifications equal to those required by the Board or have passed a comparable examination for licensure or registration and meet all other Board requirements.

ACCOMPLISHMENTS

- Submitted the completed *2016 Supplemental Sunset Report* to the Legislature on November 29, 2016. The Report is available on the BRN website.
- The Nursing Education and Workforce Advisory Committee, which is a merging of the Nursing Workforce Advisory Committee and Education Issues Workgroup and was approved by the Board in June 2015, had its first meeting on January 26, 2017. The Committee members represent education, employers, practice, and stakeholders.
- Began its cloud-based system that allows California nursing schools to submit transcripts online for Board review.
- Implemented paperless license renewal notification system.
- Conducted an online consumer satisfaction survey, which was available from September 9, 2016, through October 15, 2016. The survey asked for ratings on BRN services, processes, and interactions with staff. The survey will be conducted annually to continue to assess and improve the services of the Board.
- Completed and made available the 2015–2016 California New Graduate Employment Survey. To better understand the employment experience of newly licensed registered nurses (RNs), a seventh annual statewide survey was conducted in fall 2016. A summary of this survey is available on Health Impact's website at healthimpact.org and provides an update on employment of newly licensed RNs in California from the RNs' perspective.
- Completed and made available the *2015–2016 Pre-Licensure Nursing Program Annual School Report: Data Summary and Historical Trend Analysis*. The survey collects data about nursing programs and their students and faculty, and was developed to support nursing, nursing education, and workforce planning in California. BRN believes the survey results provide data-driven evidence to influence policy at the local, state, federal, and institutional levels.

NEW LEGISLATION

**Extends through 2017*

- SB 547 (Hill, Chapter 429, Statutes of 2017) clarifies that a petition for reinstatement may be heard by the Board or an administrative law judge, that the Board or administrative law judge shall consider evidence of rehabilitation using criteria specified in regulations by the Board, and that the Board may impose, or the administrative law judge may recommend, terms and conditions on the petition in reinstating of a license.
- SB 554 (Stone, Chapter 242, Statutes of 2017) establishes in California law the buprenorphine prescription privileges granted under the Federal Comprehensive Addiction and Recovery Act of 2016 for nurse practitioners and physician assistants. Specifically, this bill would institute federal requirements in California law that practitioners and assistants must complete 24 hours of related training from specified providers.
- SB 799 (Hill, Chapter 520, Statutes of 2017) is the Board's sunset bill. Specifically, this bill: 1) extends the Board's sunset date from January 1, 2018, to January 1, 2022, 2) requires professional liability insurers (insurers) of Board licensees to notify the Board when there has been a settlement or arbitration award over \$10,000 due to specified circumstances, 3) repeals the statutory requirement that the Board contract with the Bureau of State Auditor's Office (State Auditor) to review the Board's enforcement program, 4) requires the California Research Bureau to conduct a study on employer reporting mechanisms for nurses who violate the Nursing Practice Act, 5) modifies the investigation process for complaints against licensees participating in the Board's intervention program, and 6) requires the Board to deliver a report to appropriate legislative committees detailing a plan for approving and disapproving continuing education programs, and update the Legislature on the implementation of this plan.

LICENSE REQUIREMENTS

License Requirements	Y/N?
DEGREE/PROFESSIONAL SCHOOLING	Y
QUALIFYING EXPERIENCE (MAY INCLUDE EDUCATION)	Y
EXAMINATION	Y
CONTINUING EDUCATION/COMPETENCY	Y
FINGERPRINT REQUIREMENT	Y

Business and Professions Code §§ 2736–2736.1, 2736.6, 2738, 2746–2746.5, 2817, 2818, 2826, 2830, 2830.6, 2835, 2835.5, 2838.2; California Code of Regulations §§ 1426, 1429, 1460, 1462, 1481–1482, 1484, 1490–1491.

FEES*

License Type/Fee Type	Actual Fee	Statutory Limit
REGISTERED NURSE		
APPLICATION BY EXAMINATION	\$150	\$1,000
APPLICATION BY ENDORSEMENT	\$100	\$1,000
BIENNIAL RENEWAL FEE	\$180 + \$10***	\$750
PUBLIC HEALTH NURSE		
APPLICATION FEE**	\$150	\$1,500
NURSE PRACTITIONER		
APPLICATION FEE**	\$150	\$1,500

*The program has additional license populations and fees that can be found in California Code of Regulations section 1417.

**Any license holding an advance practitioner certificate must first have a registered nurse license.

***\$10 is assessed and collected for the Registered Nurse Education Fund pursuant to Business and Professions Code section 2815.1.

Summary of Licensing Activity

Initial Licenses/Certificates/Permits			
TYPE	APPS RECEIVED	ISSUED	RENEWED
REGISTERED NURSE LICENSE	35,510	30,595	195,023
CLINICAL NURSE SPECIALIST CERTIFICATE	160	114	1,650
NURSE ANESTHETIST CERTIFICATE	196	199	1,062
NURSE MIDWIFE CERTIFICATE	91	84	591
NURSE MIDWIFE FURNISHING CERTIFICATE	84	76	439
NURSE PRACTITIONER CERTIFICATE	2,568	2,369	10,799
NURSE PRACTITIONER FURNISHING CERTIFICATE	2,689	2,336	8,423
PSYCHIATRIC MENTAL HEALTH CERTIFICATE	14	3	148
PUBLIC HEALTH NURSE CERTIFICATE	2,908	2,789	29,402
CONTINUING EDUCATION PROVIDER	202	141	1463
TEMPORARY LICENSE	8,272	4,084	N/A
INTERIM PERMIT	3,221	3,030	N/A

Licensing Population by Type			
TYPE	CERTIFICATES/ PERMITS	LICENSES/ REGISTRATIONS	APPROVALS
REGISTERED NURSE LICENSE	N/A	432,080	N/A
CLINICAL NURSE SPECIALIST CERTIFICATE	3,601	N/A	N/A
NURSE ANESTHETIST CERTIFICATE	2,461	N/A	N/A
NURSE MIDWIFE CERTIFICATE	1,322	N/A	N/A
NURSE MIDWIFE FURNISHING CERTIFICATE	984	N/A	N/A
NURSE PRACTITIONER CERTIFICATE	23,657	N/A	N/A
NURSE PRACTITIONER FURNISHING CERTIFICATE	19,985	N/A	N/A
PSYCHIATRIC MENTAL HEALTH CERTIFICATE	324	N/A	N/A
PUBLIC HEALTH NURSE CERTIFICATE	61,645	N/A	N/A
CONTINUING EDUCATION PROVIDER	2,988	N/A	N/A

Renewal and Continuing Education (CE)		
TYPE	FREQUENCY OF RENEWAL	NUMBER CE HOURS REQUIRED EACH CYCLE
REGISTERED NURSE LICENSE	EVERY 2 YEARS	30
CLINICAL NURSE SPECIALIST CERTIFICATE	EVERY 2 YEARS	N/A
NURSE ANESTHETIST CERTIFICATE	EVERY 2 YEARS	N/A
NURSE MIDWIFE CERTIFICATE	EVERY 2 YEARS	N/A
NURSE MIDWIFE FURNISHING CERTIFICATE	EVERY 2 YEARS	N/A
NURSE PRACTITIONER CERTIFICATE	EVERY 2 YEARS	N/A
NURSE PRACTITIONER FURNISHING CERTIFICATE	EVERY 2 YEARS	N/A
PSYCHIATRIC MENTAL HEALTH CERTIFICATE	EVERY 2 YEARS	N/A
PUBLIC HEALTH NURSE CERTIFICATE	EVERY 2 YEARS	N/A
CONTINUING EDUCATION PROVIDER	EVERY 2 YEARS	N/A
SCHOOL/PROGRAM APPROVALS	EVERY 5 YEARS	N/A

Exams Results			
EXAM TITLE	PASS	FAIL	TOTAL
NCLEX	13,519	7,512	21,031

Summary of Enforcement Activity

Consumer Complaints—Intake	
4,134	RECEIVED
25	CLOSED WITHOUT REFERRAL FOR INVESTIGATION
4,048	REFERRED FOR INVESTIGATION
282	PENDING

Conviction/Arrest Notification Complaints	
5,224	RECEIVED
5,150	CLOSED/REFERRED FOR INVESTIGATION
77	PENDING

Inspections	
N/A	

Investigations	
9,172	OPENED
8,986	CLOSED
2,930	PENDING

Number of Days to Complete Intake and Investigations	
6,508	UP TO 90 DAYS
722	91 TO 180 DAYS
873	181 DAYS TO 1 YEAR
821	1 TO 2 YEARS
52	2 TO 3 YEARS
10	OVER 3 YEARS
98	AVERAGE NUMBER OF DAYS TO COMPLETE INTAKE AND INVESTIGATIONS

Citations and Fines	
365	ISSUED
365	ISSUED WITH A FINE
17	WITHDRAWN
22	DISMISSED
124	AVERAGE NUMBER OF DAYS TO ISSUE A CITATION AND FINE

Total Amount of Fines	
\$264,853	ASSESSED
\$36,125	REDUCED
\$225,083	COLLECTED

Criminal/Civil Actions	
28	REFERRALS FOR CRIMINAL/CIVIL ACTION
19	CRIMINAL ACTIONS FILED
0	CIVIL ACTIONS FILED

Office of the Attorney General/Disciplinary Actions	
1,516	CASES OPENED/INITIATED
1,240	CASES CLOSED
1,505	CASES PENDING

Number of Days to Complete AG Cases

333	1 YEAR
369	1 TO 2 YEARS
309	2 TO 3 YEARS
111	OVER 3 YEARS
648	AVERAGE NUMBER OF DAYS TO IMPOSE DISCIPLINE

Formal Actions Filed/Withdrawn/Dismissed

118	STATEMENTS OF ISSUES FILED
938	ACCUSATIONS FILED
28	RESTRAINING/RESTRICTION/SUSPENSION ORDERS GRANTED
9	STATEMENTS OF ISSUES WITHDRAWN/DISMISSED
56	ACCUSATIONS WITHDRAWN/DISMISSED

Administrative Outcomes/Final Orders

14	LICENSE APPLICATIONS DENIED
236	REVOCAION
239	SURRENDER OF LICENSE
5	PROBATION WITH SUSPENSION
1	SUSPENSION ONLY
401	PROBATION ONLY
195	PUBLIC REPRIMAND
6	OTHER DECISIONS

Petition for Modification or Termination of Probation

69	GRANTED
1	DENIED
70	TOTAL

Petition for Reinstatement of Revoked License/
Registration/Certification

48	GRANTED
7	DENIED
55	TOTAL

Cost Recovery to DCA

\$2,489,667	ORDERED
\$777,983	COLLECTED

Restitution to Consumers/Refunds/Savings

N/A	RESTITUTION ORDERED
N/A	AMOUNT REFUNDED
N/A	REWORK AT NO CHARGE
N/A	ADJUSTMENTS/RETURNS/EXCHANGES
N/A	TOTAL SAVINGS ACHIEVED FOR CONSUMERS

Receipt of Complaint to Assignment to Investigator

12	AVERAGE NUMBER OF DAYS
-----------	------------------------

Investigations: Opening to Closing of Case

64	AVERAGE NUMBER OF DAYS
-----------	------------------------

Investigations: Closure of Investigation to Imposing
Formal Discipline

597	AVERAGE NUMBER OF DAYS
------------	------------------------

RESPIRATORY CARE BOARD OF CALIFORNIA

Respiratory Care

Licenses and regulates respiratory care practitioners.

STAFF:

17.4 civil servant positions
1 exempt

LICENSEES:

23,473

BOARD MEMBERSHIP:

4 public representatives
4 licensees
1 physician and surgeon

BOARD STAFF:

Executive Officer:
Stephanie Nunez
stephanie.nunez@dca.ca.gov

Assistant Executive Officer:
Christine Molina
christine.molina@dca.ca.gov

Legislative Contact:
Stephanie Nunez
stephanie.nunez@dca.ca.gov

STRATEGIC PLAN ADOPTED:

2013

www.rcb.ca.gov



LAWS AND REGULATIONS:

Business and Professions Code §§ 3700 – 3779

Title 16, Division 13.6, California Code of Regulations §§ 1399.300 – 1399.395

SUNSET REVIEW:

Last Review: 2017 Next Review: 2021

BOARD MEMBERS:

Name	Appointment Expires	Appointment Type	Appointment Authority
MARY EARLY	JUNE 1, 2019	PUBLIC	GOVERNOR
MARK GOLDSTEIN	JUNE 1, 2019	PROFESSIONAL	GOVERNOR
REBECCA FRANZOIA	JUNE 1, 2020	PUBLIC	GOVERNOR
MICHAEL HARDEMAN	JUNE 1, 2020	PUBLIC	SPEAKER OF THE ASSEMBLY
SAM KBUSHYAN	JUNE 1, 2021	PUBLIC	SENATE RULES COMMITTEE
RONALD LEWIS	JUNE 1, 2018	PROFESSIONAL	SENATE RULES COMMITTEE
JUDY MCKEEVER	JUNE 1, 2021	PROFESSIONAL	SPEAKER OF THE ASSEMBLY
ALAN ROTH (PRESIDENT)	JUNE 1, 2019	PROFESSIONAL	SPEAKER OF THE ASSEMBLY
THOMAS WAGNER (VICE PRESIDENT)	JUNE 1, 2018	PROFESSIONAL	SENATE RULES COMMITTEE

RECIPROCITY

Pursuant to Business and Professions Code section 3735, the Board recognizes and accepts the National Board for Respiratory Care's Registered Respiratory Therapist credential in lieu of passage of the state licensing examinations. However, education requirements must also be met and background checks performed prior to license issuance. Further, verification of licensure, including discipline history, is required from each state where the applicant has been licensed.

ACCOMPLISHMENTS

- Finalized a Respiratory Care Workforce Study with the University of California, San Francisco, Institute for Health Policy Studies, which focused on the feasibility and impact of requiring new applicants to obtain a baccalaureate degree, the need to modify current requirements regarding clinical supervision of respiratory care practitioner students, and the possible need to increase the number of continuing education hours and/or curricular requirements.
- Launched a redesigned website to improve online access and ease-of-use for consumers, licensees, and applicants. The new site features a streamlined home page and enhances visibility and access to important news and information. As part of the website redesign, the Board also developed a page dedicated to current and former military personnel and military spouses for ease in obtaining information regarding available application and licensure benefits.

- Testified before the Senate Committee on Business, Professions, and Economic Development and the Assembly Committee on Business and Professions on March 6, 2017, as part of Sunset Oversight Review. The Committees stated, "The Board has shown a strong commitment to efficiency and effectiveness, responding to practice and operational issues in a proactive, forward-thinking manner," and authorized extension of the Board's operational authority through January 1, 2022.
- Conducted a strategic planning session to re-examine the Board's goals and to develop objectives aimed at addressing recommendations stemming from the Sunset Oversight Review process, as well as the findings of the Board's Workforce Study.

NEW LEGISLATION

**Extends through 2017*

- SB 796 (Hill, Chapter 600, Statutes of 2017) extends operation of the Board from January 1, 2018, to January 1, 2022. This bill also extends the Board's licensing and enforcement authority of respiratory care practitioners and authority to employ an Executive Officer from January 1, 2018, to January 1, 2022. This bill also makes a technical amendment requiring an appropriation to be made by the Legislature before money in the Respiratory Care Fund is made available to the Board.

LICENSE REQUIREMENTS

License Requirements	Y/N?
DEGREE/PROFESSIONAL SCHOOLING	Y
QUALIFYING EXPERIENCE (MAY INCLUDE EDUCATION)	Y
EXAMINATION	Y
CONTINUING EDUCATION/COMPETENCY	Y
FINGERPRINT REQUIREMENT	Y

Business and Professions Code §§ 3730–3740.

FEES*

License Type/Fee Type	Actual Fee	Statutory Limit
APPLICATION FEE	\$300	\$300
EXAMINATION FEE	\$190	ACTUAL COST
TOTAL INITIAL LICENSE FEES	\$490	N/A
BIENNIAL RENEWAL FEE	\$250	\$330

*Additional fees may be required per Business and Professions Code §§ 3775, 3775.5, and Title 16, Division 13.6, California Code of Regulations § 1399.395.

Summary of Licensing Activity

Initial Licenses/Certificates/Permits			
TYPE	APPS RECEIVED	ISSUED	RENEWED
RESPIRATORY CARE PRACTITIONER	1,158	1,105	9,561

Licensing Population by Type			
TYPE	CERTIFICATES/ PERMITS	LICENSES/ REGISTRATIONS	APPROVALS
RESPIRATORY CARE PRACTITIONER	N/A	23,473	N/A

Renewal and Continuing Education (CE)		
TYPE	FREQUENCY OF RENEWAL	NUMBER CE HOURS REQUIRED EACH CYCLE
RESPIRATORY CARE PRACTITIONER	BIENNIAL	15

Exams Results			
EXAM TITLE	PASS	FAIL	TOTAL
THERAPIST MULTIPLE CHOICE	1,169	726	1,895
CLINICAL SIMULATION	1,081	1,129	2,210

Summary of Enforcement Activity

Consumer Complaints—Intake	
298	RECEIVED
26	CLOSED WITHOUT REFERRAL FOR INVESTIGATION
273	REFERRED FOR INVESTIGATION
0	PENDING

Conviction/Arrest Notification Complaints	
445	RECEIVED
449	CLOSED/REFERRED FOR INVESTIGATION
0	PENDING

Inspections	
N/A	

Investigations	
687	OPENED
710	CLOSED
142	PENDING

Number of Days to Complete Intake and Investigations	
561	UP TO 90 DAYS
86	91 TO 180 DAYS
45	181 DAYS TO 1 YEAR
15	1 TO 2 YEARS
3	2 TO 3 YEARS
0	OVER 3 YEARS
74	AVERAGE NUMBER OF DAYS TO COMPLETE INTAKE AND INVESTIGATIONS

Citations and Fines	
67	ISSUED
67	ISSUED WITH A FINE
3	WITHDRAWN
1	DISMISSED
88	AVERAGE NUMBER OF DAYS TO ISSUE A CITATION AND FINE

Total Amount of Fines	
\$94,600	ASSESSED
\$14,575	REDUCED
\$42,248	COLLECTED

Criminal/Civil Actions	
1	REFERRALS FOR CRIMINAL/CIVIL ACTION
0	CRIMINAL ACTIONS FILED
0	CIVIL ACTIONS FILED

Office of the Attorney General/Disciplinary Actions	
54	CASES OPENED/INITIATED
60	CASES CLOSED
41	CASES PENDING

Number of Days to Complete AG Cases	
23	1 YEAR
18	1 TO 2 YEARS
15	2 TO 3 YEARS
4	OVER 3 YEARS
562	AVERAGE NUMBER OF DAYS TO IMPOSE DISCIPLINE

Formal Actions Filed/Withdrawn/Dismissed	
2	STATEMENTS OF ISSUES FILED
46	ACCUSATIONS FILED
5	RESTRAINING/RESTRICTION/SUSPENSION ORDERS GRANTED
0	STATEMENTS OF ISSUES WITHDRAWN/DISMISSED
0	ACCUSATIONS WITHDRAWN/DISMISSED

Administrative Outcomes/Final Orders	
1	LICENSE APPLICATIONS DENIED
16	REVOCAION
7	SURRENDER OF LICENSE
8	PROBATION WITH SUSPENSION
0	SUSPENSION ONLY
17	PROBATION ONLY
2	PUBLIC REPRIMAND
0	OTHER DECISIONS

Petition for Modification or Termination of Probation	
1	GRANTED
1	DENIED
2	TOTAL

Petition for Reinstatement of Revoked License/Registration/Certification	
2	GRANTED
1	DENIED
3	TOTAL

Cost Recovery to DCA	
\$222,418	ORDERED
\$65,413	COLLECTED

Restitution to Consumers/Refunds/Savings	
N/A	RESTITUTION ORDERED
N/A	AMOUNT REFUNDED
N/A	REWORK AT NO CHARGE
N/A	ADJUSTMENTS/RETURNS/EXCHANGES
N/A	TOTAL SAVINGS ACHIEVED FOR CONSUMERS

Receipt of Complaint to Assignment to Investigator	
2	AVERAGE NUMBER OF DAYS

Investigations: Opening to Closing of Case	
74	AVERAGE NUMBER OF DAYS

Investigations: Closure of Investigation to Imposing Formal Discipline	
348	AVERAGE NUMBER OF DAYS

BUREAU OF SECURITY AND INVESTIGATIVE SERVICES

Security & Investigative

Licenses and regulates security guards, proprietary private security employers and officers, private investigators, alarm companies and employees, locksmith companies and locksmiths, private patrol operators, and repossession agencies and their employees. The Bureau also has jurisdiction over firearm and baton training facilities and their instructors.

STAFF:

59 civil servant positions
1 exempt

LICENSEES:

404,837

ADVISORY COMMITTEE
MEMBERSHIP:

6 public representatives
9 professional representatives

BUREAU STAFF:

Chief:

Laura Alarcon
laura.alarcon@dca.ca.gov

Deputy Chief:

Clarisa Serrato-Chavez
clarisa.serrato-chavez@dca.ca.gov

Deputy Chief:

Samuel Stodolski
samuel.stodolski@dca.ca.gov

STRATEGIC PLAN ADOPTED:

2017

www.bsis.ca.gov



LAWS AND REGULATIONS:

Business and Professions Code §§ 6980 – 6981, §§ 7500 – 7599.80
Title 16, Division 7, California Code of Regulations §§ 600 – 645

SUNSET REVIEW:

Last Review: 2015 **Next Review: 2019**

ADVISORY COMMITTEE:

Name	Appointment Expires	Appointment Type	Appointment Authority
SIMON CRUZ	JUNE 30, 2018	PROFESSIONAL	DCA DIRECTOR
MARCELLE EGLEY	JUNE 30, 2018	PROFESSIONAL	DCA DIRECTOR
ANTON FARMBY	JUNE 30, 2018	PUBLIC	DCA DIRECTOR
SANDRA LEE HARDIN	JUNE 30, 2018	PROFESSIONAL	DCA DIRECTOR
TODD INGLIS	JUNE 30, 2018	PUBLIC	DCA DIRECTOR
MATTHEW LUJAN	JUNE 30, 2018	PROFESSIONAL	DCA DIRECTOR
LYNN MOHRFIELD	JUNE 30, 2018	PUBLIC	DCA DIRECTOR
NANCY MURRISH	JUNE 30, 2018	PUBLIC	DCA DIRECTOR
ELI OWEN	JUNE 30, 2018	PUBLIC	DCA DIRECTOR
STANTON PEREZ	JUNE 30, 2018	PUBLIC	DCA DIRECTOR
ROY RAHN	JUNE 30, 2018	PROFESSIONAL	DCA DIRECTOR
TIM WESTPHAL	JUNE 30, 2018	PROFESSIONAL	DCA DIRECTOR
VACANT		PROFESSIONAL	DCA DIRECTOR
VACANT		PROFESSIONAL	DCA DIRECTOR
VACANT		PROFESSIONAL	DCA DIRECTOR

RECIPROCITY

None.

ACCOMPLISHMENTS

- Updated and expanded the Private Security Services Act Disciplinary Review Committee and the Alarm Company Operator Act Disciplinary Review Committee (DRC) Manuals. The revised manuals provide more in-depth information about the members' duties and the statutory authorities in the Practice Acts. Also, created manuals for the new statutorily established Collateral Recovery Act DRC and Private Investigator Act DRC.
- Processed 9,081 initial applications from veterans through the Bureau's Veterans Come First Program. Since the program's inception in 2012, the Bureau has assisted nearly 24,900 current and former military personnel through the license application process. (The increase in the identified number of applications processed is attributable to the Bureau's ability to better identify and track veteran applications through the BreZE licensing system.)
- Held workshops with Private Patrol Operator (PPO) licensee subject matter experts to develop a new qualified manager examination. The new PPO exam went into use in March 2017.
- Established complaint resolution program within the Bureau as the result of the decentralization of the Department's Complaint Resolution Program (CRP). Having complaint resolution staff in-house enhances the Bureau's abilities to assist complainants, educate licensees, and identify when cases should be referred for investigation.
- Collaborated with several law enforcement associations to disseminate information on Bureau laws and regulations. The outreach is integral for the Bureau receiving timely notification from local law enforcement about a licensee's arrest for a serious and violent crime. Timely notification enhances public safety and consumer protection by affording the Bureau the opportunity to potentially obtain a court-ordered hold on the individual's license pending the final adjudication of the case.
- Updated its regulations pertaining to the training and range qualifications required for obtaining and renewing a BSIS firearms permit. Most notably, the regulations define a firearms simulator so that only those that provide a realistic imitation of an actual firearm are used by individuals completing range qualifications for the purpose of renewing their

firearms permit. Additionally, the regulations limit the use of a simulator to only one of the two qualifications required during every 12-month period of the permit's two-year term. The changes support the training goals and outcomes outlined in the BSIS Firearms Training Manual to promote the health and safety of the holder of a BSIS firearms permit and the public.

NEW LEGISLATION

**Extends through 2017*

- AB 290 (Salas, Chapter 271, Statutes of 2017) makes permanent the exemption for dealers of agricultural and construction equipment to carry out repossession activities without holding a Repossession Agency license, under specified conditions.
- AB 1616 (Nazarian, Chapter 157, Statutes of 2017) prohibits local jurisdictions from charging fees to alarm company operator licensees for violations of ordinances related to false alarms, unless the false alarm is due to installation or monitoring error, and specifies the Bureau of Security and Investigative Services (Bureau) does not enforce these provisions.
- SB 547 (Hill, Chapter 429, Statutes of 2017) makes numerous noncontroversial, substantive changes to the Bureau among other boards and bureaus. Specific to the Bureau of Security and Investigative Services are increases to numerous fee ceilings for industries under the Private Security Fund, including locksmiths, collateral recovery, proprietary security services, private security services, and alarm monitoring. Additionally, the deadline for the Bureau to contract for an assessment for security guard training relating to firearms permits is changed from January 1, 2018, to a date determined by the Chief of the Bureau, but no later than July 1, 2018.
- SB 559 (Morrell, Chapter 569, Statutes of 2017) extends the sunset date for the Bureau to issue licenses to limited liability companies from January 1, 2018, to January 1, 2021; beginning July 1, 2018, requires licensees organized as limited liability companies to report paid or pending claims against its liability insurance to the Bureau and requires the Bureau to post a notice of the claim on the BreZE website; beginning July 1, 2018, requires applicants for an initial license or reassignment to notify the Bureau if the applicant or licensee is a limited liability company and requires the Bureau to include this information on the BreZE website; defines the term "qualified manager" in the minimum qualifications section, and reorganizes the minimum qualifications for licensure.

- SB 800 (Senate Business and Professions Committee, Chapter 573, Statutes of 2017) eliminates the requirement that when a private investigator licensee or qualified manager of the private investigator licensee, a private patrol operator licensee or qualified manager of the private patrol operator licensee, an alarm company operator licensee, an alarm company qualified manager certificate holder, a security guard registrant, or an alarm agent holds a Bureau firearms

permit, that the expiration date of the license be synchronized to the expiration date of the firearms permit. Also, amends the Alarm Company Operator Act to help clarify businesses who must hold an Alarm Company Operator License, and to clarify that the disclosure which must be provided to a consumer when an alarm agreement includes an automatic renewal clause applies only to residential alarm agreements.

LICENSE REQUIREMENTS

License Requirements	Y/N?
DEGREE/PROFESSIONAL SCHOOLING	N
QUALIFYING EXPERIENCE (MAY INCLUDE EDUCATION)	N
EXAMINATION	Y
CONTINUING EDUCATION/COMPETENCY	Y
FINGERPRINT REQUIREMENT	Y

Business and Professions Code §§ 7582.9, 7583.1, 7527, 7536, 7541, 7541.1, 7574.18, 7583.6, 7599, 7583.1, 7504.

FEES*

License Type/Fee Type	Actual Fee	Statutory Limit
LOCKSMITH		
INITIAL APPLICATION FEE	\$30	\$30
INITIAL LICENSE FEE	\$45	\$45
TOTAL INITIAL LICENSE FEE	\$75	\$75
BIENNIAL RENEWAL FEE	\$45	\$45
LOCKSMITH EMPLOYEE		
INITIAL APPLICATION FEE	\$20	\$20
BIENNIAL RENEWAL FEE	\$20	\$20
PRIVATE INVESTIGATOR COMPANY		
INITIAL APPLICATION AND EXAMINATION	\$50	\$50
INITIAL LICENSE FEE	\$175	\$175
TOTAL INITIAL LICENSE FEE	\$225	\$225
BIENNIAL RENEWAL FEE	\$125	\$125
PRIVATE PATROL OPERATOR COMPANY		
INITIAL APPLICATION & EXAMINATION FEE	\$500	\$500
INITIAL LICENSE FEE	\$700	\$700
TOTAL INITIAL LICENSE FEE	\$1,200	\$1,200
BIENNIAL RENEWAL FEE	\$700	\$700
SECURITY GUARD		
INITIAL APPLICATION FEE	\$50	\$50
BIENNIAL RENEWAL FEE	\$35	\$35

License Type/Fee Type Continued

FIREARM PERMIT		
INITIAL APPLICATION	\$80	\$80
BIENNIAL RENEWAL FEE	\$60	\$60
FIREARM TRAINING INSTRUCTOR		
INITIAL APPLICATION FEE	\$250	\$250
BIENNIAL RENEWAL FEE	\$250	\$250
FIREARM TRAINING FACILITY		
INITIAL APPLICATION FEE	\$500	\$500
BIENNIAL RENEWAL FEE	\$500	\$500
BATON PERMIT		
INITIAL APPLICATION FEE	\$50	\$50
BIENNIAL RENEWAL FEE	N/A	N/A
BATON TRAINING INSTRUCTOR		
INITIAL APPLICATION FEE	\$250	\$250
BIENNIAL RENEWAL FEE	\$250	\$250
BATON TRAINING FACILITY		
INITIAL APPLICATION FEE	\$500	\$500
BIENNIAL RENEWAL FEE	\$500	\$500
ALARM COMPANY		
INITIAL APPLICATION FEE	\$35	\$35
INITIAL LICENSE FEE	\$280	\$280
TOTAL INITIAL LICENSE FEE	\$315	\$315
BIENNIAL RENEWAL FEE	\$335	\$335
ALARM COMPANY QUALIFIED MANAGER		
INITIAL APPLICATION & EXAMINATION FEE	\$105	\$105
BIENNIAL RENEWAL FEE	\$120	\$120
ALARM AGENT		
INITIAL APPLICATION FEE	\$17	\$17
BIENNIAL RENEWAL FEE	\$7	\$7

License Type/Fee Type Continued

REPOSSESSION AGENCY		
ORIGINAL LICENSE FEE	\$825	\$825
QUALIFIED MANAGER: INITIAL APPLICATION AND EXAMINATION FEE	\$325	\$325
TOTAL INITIAL LICENSE FEE	\$1,150	\$1,150
LICENSE RENEWAL FEE	\$715	\$715
QUALIFIED MANAGER BIENNIAL RENEWAL APPLICATION FEE	\$450	\$450
REPOSSESSION AGENCY EMPLOYEE		
INITIAL APPLICATION FEE	\$75	\$75
BIENNIAL REGISTRATION RENEWAL APPLICATION FEE	\$60	\$60

*The fees in this table do not reflect increases scheduled to take effect on July 1, 2018, per SB 547 (Hill, Chapter 429, Statutes of 2017). Additional fees may be required per Business and Professions Code § 6980.7, § 7511, § 7570, § 7574.11, § 7574.13, § 7582.17, § 7588, § 7599, § 7599.70, and Title 16, California Code of Regulations, Division 7, §§ 638-642. The fee amounts do not include Live Scan fees. Every license type except proprietary private security employer registration requires the submission of fingerprints to perform a criminal history background check.

Summary of Licensing Activity

Initial Licenses/Certificates/Permits			
TYPE	APPS RECEIVED	ISSUED	RENEWED
ALARM COMPANY OPERATOR-BRANCH	35	22	71
ALARM COMPANY EMPLOYEE REGISTRATION	4,850	4,235	4,685
ALARM COMPANY OPERATOR	126	89	913
ALARM COMPANY QUALIFIED MANAGER	95	52	942
FIREARM PERMIT	11,783	10,114	11,500
SECURITY GUARD	58,433	55,072	84,140
LOCKSMITH-BRANCH	10	2	17
LOCKSMITH COMPANY OPERATOR	263	224	1,210
LOCKSMITH EMPLOYEE REGISTRATION	307	270	980
PRIVATE INVESTIGATOR	413	279	4,188
PRIVATE INVESTIGATOR-BRANCH	20	17	47
PRIVATE PATROL OPERATOR-BRANCH	40	48	156
PRIVATE PATROL OPERATOR	441	245	980
PROPRIETARY PRIVATE SECURITY EMPLOYER	157	62	293
PROPRIETARY PRIVATE SECURITY OFFICER	2,306	2,006	1,160

Initial Licenses/Certificates/Permits Continued

REPOSSESSION AGENCY	21	22	127
REPOSSESSION AGENCY EMPLOYEE	319	359	289
REPOSSESSION AGENCY QUALIFIED MANAGER	22	18	148
TRAINING FACILITY-BATON	22	21	69
TRAINING FACILITY-FIREARM	31	23	151
TRAINING INSTRUCTOR-BATON	29	17	89
TRAINING INSTRUCTOR-FIREARM	62	39	244
BATON PERMIT	4,569	4,168	N/A

Licensing Population by Type

TYPE	CERTIFICATES/ PERMITS	LICENSES/ REGISTRATIONS	APPROVALS
ALARM COMPANY OPERATOR-BRANCH	239	N/A	N/A
ALARM COMPANY EMPLOYEE REGISTRATION	N/A	18,624	N/A
ALARM COMPANY OPERATOR	N/A	1,914	N/A
ALARM COMPANY QUALIFIED MANAGER	1,994	N/A	N/A
FIREARM PERMIT	41,562	N/A	N/A
SECURITY GUARD	N/A	277,820	N/A
LOCKSMITH-BRANCH	39	N/A	N/A
LOCKSMITH COMPANY OPERATOR	N/A	2,754	N/A
LOCKSMITH EMPLOYEE REGISTRATION	N/A	2,295	N/A
PRIVATE INVESTIGATOR	N/A	9,090	N/A
PRIVATE INVESTIGATOR-BRANCH	138	N/A	N/A
PRIVATE PATROL OPERATOR-BRANCH	367	N/A	N/A
PRIVATE PATROL OPERATOR	N/A	2,348	N/A
PROPRIETARY PRIVATE SECURITY EMPLOYER	N/A	490	N/A
PROPRIETARY PRIVATE SECURITY OFFICER	N/A	6,036	N/A
REPOSSESSION AGENCY	N/A	276	N/A
REPOSSESSION AGENCY EMPLOYEE	N/A	878	N/A

Licensing Population by Type Continued

REPOSSESSION AGENCY QUALIFIED MANAGER	280	N/A	N/A
TRAINING FACILITY-BATON	180	N/A	N/A
TRAINING FACILITY-FIREARM	336	N/A	N/A
TRAINING INSTRUCTOR-BATON	225	N/A	N/A
TRAINING INSTRUCTOR-FIREARM	603	N/A	N/A
BATON PERMIT	35,788	N/A	N/A

Renewal and Continuing Education (CE)

TYPE	FREQUENCY OF RENEWAL	NUMBER CE HOURS REQUIRED EACH CYCLE
ALARM COMPANY OPERATOR-BRANCH	EVERY 2 YEARS	N/A
ALARM COMPANY EMPLOYEE REGISTRATION	EVERY 2 YEARS	N/A
ALARM COMPANY OPERATOR	EVERY 2 YEARS	N/A
ALARM COMPANY QUALIFIED MANAGER	EVERY 2 YEARS	N/A
FIREARM PERMIT	EVERY 2 YEARS	8*
SECURITY GUARD	EVERY 2 YEARS	16
LOCKSMITH-BRANCH	EVERY 2 YEARS	N/A
LOCKSMITH COMPANY OPERATOR	EVERY 2 YEARS	N/A
LOCKSMITH EMPLOYEE REGISTRATION	EVERY 2 YEARS	N/A
PRIVATE INVESTIGATOR	EVERY 2 YEARS	N/A
PRIVATE INVESTIGATOR-BRANCH	EVERY 2 YEARS	N/A
PRIVATE PATROL OPERATOR-BRANCH	EVERY 2 YEARS	N/A
PRIVATE PATROL OPERATOR	EVERY 2 YEARS	N/A
PROPRIETARY PRIVATE SECURITY EMPLOYER	EVERY 2 YEARS	N/A
PROPRIETARY PRIVATE SECURITY OFFICER	EVERY 2 YEARS	4
*REPOSSESSION AGENCY	EVERY 2 YEARS	N/A
*REPOSSESSION AGENCY EMPLOYEE	EVERY 2 YEARS	N/A
*REPOSSESSION AGENCY QUALIFIED MANAGER	EVERY 2 YEARS	N/A

Renewal and Continuing Education (CE) Continued

TRAINING FACILITY-BATON	EVERY 2 YEARS	N/A
TRAINING FACILITY-FIREARM	EVERY 2 YEARS	N/A
TRAINING INSTRUCTOR-BATON	EVERY 2 YEARS	N/A
TRAINING INSTRUCTOR-FIREARM	EVERY 2 YEARS	N/A
BATON PERMIT	EVERY 2 YEARS	N/A

*Initial renewal frequency is one year. Thereafter, renewal is every two years.

Exams Results

EXAM TITLE	PASS	FAIL	TOTAL
ALARM COMPANY QUALIFIED MANAGER	46	42	88
PRIVATE INVESTIGATOR QUALIFIED MANAGER	262	113	355
PRIVATE PATROL OPERATOR QUALIFIED MANAGER	204	171	385
REPOSSESSION AGENCY QUALIFIED MANAGER	15	0	15

Summary of Enforcement Activity

Consumer Complaints—Intake

1,587	RECEIVED
420	CLOSED WITHOUT REFERRAL FOR INVESTIGATION
1,159	REFERRED FOR INVESTIGATION
143	PENDING

Conviction/Arrest Notification Complaints

20,964	RECEIVED
21,096	CLOSED/REFERRED FOR INVESTIGATION
539	PENDING

Inspections

89

Investigations

3,758*	OPENED
4,884	CLOSED
3,290	PENDING

Number of Days to Complete Intake and Investigations

2,610*	UP TO 90 DAYS
1,196	91 TO 180 DAYS
672	181 DAYS TO 1 YEAR
314	1 TO 2 YEARS
63	2 TO 3 YEARS
29	OVER 3 YEARS
141	AVERAGE NUMBER OF DAYS TO COMPLETE INTAKE AND INVESTIGATIONS

*Data includes Application Investigations and Firearms Prohibits.

Citations and Fines

112	ISSUED
112	ISSUED WITH A FINE
0	WITHDRAWN
0	DISMISSED
278	AVERAGE NUMBER OF DAYS TO ISSUE A CITATION AND FINE

Total Amount of Fines

\$159,740	ASSESSED
\$4,200	REDUCED
\$36,257	COLLECTED

Criminal/Civil Actions

0	REFERRALS FOR CRIMINAL/CIVIL ACTION
0	CRIMINAL ACTIONS FILED
0	CIVIL ACTIONS FILED

Office of the Attorney General/Disciplinary Actions

86	CASES OPENED/INITIATED
53	CASES CLOSED
217	CASES PENDING

Number of Days to Complete AG Cases

10	1 YEAR
36	1 TO 2 YEARS
12	2 TO 3 YEARS
7	OVER 3 YEARS
584/1,084*	AVERAGE NUMBER OF DAYS TO IMPOSE DISCIPLINE

*584 excludes cases with greater than average continuances and appeals. 1,084 is all cases.

Formal Actions Filed/Withdrawn/Dismissed

7	STATEMENTS OF ISSUES FILED
26	ACCUSATIONS FILED

Formal Actions Filed/Withdrawn/Dismissed Continued

0	RESTRAINING/RESTRICTION/SUSPENSION ORDERS GRANTED
2	STATEMENTS OF ISSUES WITHDRAWN/DISMISSED
3	ACCUSATIONS WITHDRAWN/DISMISSED

Administrative Outcomes/Final Orders

2,299	LICENSE APPLICATIONS DENIED
172	REVOCATION
1	SURRENDER OF LICENSE
0	PROBATION WITH SUSPENSION
470	SUSPENSION ONLY
9	PROBATION ONLY
0	PUBLIC REPRIMAND
0	OTHER DECISIONS

Petition for Modification or Termination of Probation

0	GRANTED
0	DENIED
0	TOTAL

Petition for Reinstatement of Revoked License/Registration/Certification

1	GRANTED
0	DENIED
1	TOTAL

Cost Recovery to DCA

\$38,755	ORDERED
\$28,965	COLLECTED

Restitution to Consumers/Refunds/Savings

\$0	RESTITUTION ORDERED
\$18,922	AMOUNT REFUNDED
\$3,700	REWORK AT NO CHARGE
\$30,322	ADJUSTMENTS/RETURNS/EXCHANGES
\$52,954	TOTAL SAVINGS ACHIEVED FOR CONSUMERS

Receipt of Complaint to Assignment to Investigator

5	AVERAGE NUMBER OF DAYS
----------	------------------------

Investigations: Opening to Closing of Case

173	AVERAGE NUMBER OF DAYS
------------	------------------------

Investigations: Closure of Investigation to Imposing Formal Discipline

137	AVERAGE NUMBER OF DAYS
------------	------------------------

Speech & Hearing

Licenses and regulates speech-language pathologists and assistants, audiologists, and hearing aid dispensers.

STAFF:

8.6 civil servant positions
1 exempt

LICENSEES:

24,021

BOARD MEMBERSHIP:

3 public representatives
6 licensees

BOARD STAFF:

Executive Officer:

Paul Sanchez
paul.sanchez@dca.ca.gov

Assistant Executive Officer:

Breanne Humphreys
breanne.humphreys@dca.ca.gov

Legislative Contacts:

Paul Sanchez
paul.sanchez@dca.ca.gov
Breanne Humphreys
breanne.humphreys@dca.ca.gov

STRATEGIC PLAN ADOPTED:

2015

www.speechandhearing.ca.gov



**SPEECH-LANGUAGE PATHOLOGY
AND AUDIOLOGY AND HEARING
AID DISPENSERS BOARD**

LAWS AND REGULATIONS:

Business and Professions Code §§ 2530 – 2539.14

Title 16, Division 13.3, California Code of Regulations §§ 1399.100 – 1399.144

Title 16, Division 13.4, California Code of Regulations §§ 1399.150 – 1399.199.14

SUNSET REVIEW:

Last Review: 2017 Next Review: 2021

BOARD MEMBERS:

Name	Appointment Expires	Appointment Type	Appointment Authority
RODNEY DIAZ	JANUARY 1, 2020	PUBLIC	GOVERNOR
ALISON GRIMES	JANUARY 1, 2017	PROFESSIONAL	GOVERNOR
JAMIE LEE	NOVEMBER 30, 2017	PUBLIC	SPEAKER OF THE ASSEMBLY
MARGARET "DEE" PARKER (CHAIR)	JANUARY 1, 2017	PROFESSIONAL	GOVERNOR
MARCIA RAGGIO (VICE CHAIR)	JANUARY 1, 2019	PROFESSIONAL	GOVERNOR
AMNON SHALEV	JANUARY 1, 2020	PROFESSIONAL	GOVERNOR
DEBRA SNOW	NOVEMBER 30, 2017	PUBLIC	SENATE RULES COMMITTEE
PATTI SOLOMON-RICE	JANUARY 1, 2020	PROFESSIONAL	GOVERNOR
VACANT		PROFESSIONAL	GOVERNOR

RECIPROCITY

Pursuant to Business and Professions Code section 2532.3, the Board may issue a temporary license for a period of six months from the date of issuance to a speech language pathologist or audiologist who holds an unrestricted license from another state or territory of the United States. Pursuant to Business and Professions Code section 2538.27, the Board may issue a temporary license for a period of one year to a hearing aid dispenser who has held an unrestricted license from another state for two years immediately prior to application.

ACCOMPLISHMENTS

- On March 6, 2017, the Board appeared before the Joint Legislative Sunset Review Committee to present an overview of the Board's Sunset Report and respond to issues or questions from the Committee. The Board reported an overall growth of 28 percent in its licensing population and significant improvements in all service areas, including licensing and enforcement.
- Continued to meet its mandate to protect consumers, and consistently met or exceeded its consumer protection enforcement measures. The Board's enforcement efforts resulted in the closure of 189 investigations and the issuance of 16 citations and 21 disciplinary cases that resulted in license revocation, surrender, or probation.
- Increased the Board's outreach efforts by providing educational presentations regarding the Board's licensing, examination, and enforcement processes to speech-language pathology and audiology graduate students.
- Met with California university communication science disorders program administrators to improve licensing application and streamline processes, which contributed to reduced application processing timeframes.
- Collaborated with the Office of Professional Examination Services to analyze and restructure the Hearing Aid Dispenser Practical and Written Examinations. The effort eliminated redundant or outdated questions, and streamlined the examination process. As a result, the Board has increased its capacity to examine more candidates per practical examination.
- Consistently met or exceeded license application processing targets in all license types.
- Conducted 288 written examinations and 286 practical examinations for hearing aid dispenser candidates.
- Enhanced consumer public protection by promulgating continuing education regulations for hearing aid dispensers that remove the ability for licensees to postpone obtaining their continuing education, which hinders their professional growth. The regulatory changes protect the public health and safety by enforcing license renewal requirements that promote knowledge and professional competency, encouraging licensees to revisit courses that have a direct impact on hearing healthcare services to the public.

NEW LEGISLATION

**Extends through 2017*

- AB 1706 (Committee on Business and Professions, Chapter 454, Statutes of 2017) extends the sunset date of the Board of Occupational Therapy, the Physical Therapy Board, and the Speech-Language Pathology and Audiology and Hearing Aid Dispensers Board to January 1, 2022, and allows the Legislature to conduct a review of the Board of Chiropractic Examiners.

SPEECH-LANGUAGE PATHOLOGY AND AUDIOLOGY AND HEARING AID DISPENSERS BOARD

FEES*

License Type/Fee Type	Actual Fee	Statutory Limit
SPEECH-LANGUAGE PATHOLOGIST		
INITIAL APPLICATION & LICENSE FEE	\$60	\$150
NATIONAL EXAMINATION FEE	\$115	SET BY EDUCATIONAL TESTING SERVICE
TOTAL INITIAL LICENSE FEES	\$175	-
BIENNIAL RENEWAL FEE	\$110	\$150
HEARING AID DISPENSER		
APPLICATION FEE	\$75	\$75
INITIAL LICENSE FEE	\$280	\$280
WRITTEN EXAMINATION FEE	\$225	ACTUAL COST
PRACTICAL EXAMINATION FEE	\$500	ACTUAL COST
TOTAL INITIAL LICENSE FEES	\$1,080	-
ANNUAL RENEWAL FEE	\$280	\$280
DISPENSING AUDIOLOGIST		
INITIAL APPLICATION & LICENSE FEE	\$280	\$280
NATIONAL EXAMINATION FEE	\$115	SET BY EDUCATIONAL TESTING SERVICE
WRITTEN EXAMINATION FEE	\$225	ACTUAL COST
PRACTICAL EXAMINATION FEE	\$500	ACTUAL COST
TOTAL INITIAL LICENSE FEES	\$1,120	-
ANNUAL RENEWAL FEE	\$280	\$280
NON-DISPENSING AUDIOLOGIST		
INITIAL REGISTRATION & APPLICATION FEE	\$60	\$150
NATIONAL EXAMINATION FEE	\$115	SET BY EDUCATIONAL TESTING SERVICE
TOTAL INITIAL LICENSE FEES	\$175	-
BIENNIAL RENEWAL FEE	\$110	\$150
SPEECH-LANGUAGE PATHOLOGY ASSISTANT		
INITIAL REGISTRATION & APPLICATION FEE	\$50	\$100
BIENNIAL RENEWAL FEE	\$75	\$150

*Additional fees may be required per Business and Professions Code §§ 2534.2 and 2538.57.

LICENSE REQUIREMENTS

License Requirements	Y/N?
DEGREE/PROFESSIONAL SCHOOLING	Y*
QUALIFYING EXPERIENCE (MAY INCLUDE EDUCATION)	Y*
EXAMINATION	Y
CONTINUING EDUCATION/COMPETENCY	Y
FINGERPRINT REQUIREMENT	Y

Business and Professions Code §§ 2532–2532.8.

*Requirement does not apply to license type: hearing aid dispenser.

Summary of Licensing Activity

Initial Licenses/Certificates/Permits			
TYPE	APPS RECEIVED	ISSUED	RENEWED
SPEECH LANGUAGE PATHOLOGIST	729	1,457	6,837
AUDIOLOGIST	28	53	212
DISPENSING AUDIOLOGIST	24	24	891
SPEECH LANGUAGE PATHOLOGY ASSISTANT	556	501	1,248
AIDES	49	44	N/A
REQUIRED PROFESSIONAL EXPERIENCE	990	897	N/A
SPEECH LANGUAGE PATHOLOGY - TEMPORARY	0	0	N/A
AUDIOLOGY - TEMPORARY	0	0	N/A
PROFESSIONAL DEVELOPMENT PROVIDER	19	21	61
HEARING AID DISPENSER	132	120	906
HEARING AID DISPENSER TRAINEE	159	152	169
HEARING AID DISPENSER - TEMPORARY	291	16	N/A
BRANCH	N/A	315	536

Licensing Population by Type			
TYPE	CERTIFICATES/ PERMITS	LICENSES/ REGISTRATIONS	APPROVALS
SPEECH LANGUAGE PATHOLOGIST	N/A	15,776	N/A
AUDIOLOGIST	N/A	564	N/A
DISPENSING AUDIOLOGIST	N/A	1,083	N/A
SPEECH LANGUAGE PATHOLOGY ASSISTANT	N/A	3,302	N/A
AIDES	N/A	130	N/A
REQUIRED PROFESSIONAL EXPERIENCE	N/A	921	N/A
SPEECH LANGUAGE PATHOLOGY - TEMPORARY	N/A	0	N/A
AUDIOLOGY - TEMPORARY	N/A	0	N/A
PROFESSIONAL DEVELOPMENT PROVIDER	N/A	174	N/A
HEARING AID DISPENSER	N/A	1,062	N/A
HEARING AID DISPENSER TRAINEE	N/A	157	N/A
HEARING AID DISPENSER - TEMPORARY	N/A	13	N/A
BRANCH	N/A	839	N/A

Exams Results			
EXAM TITLE	PASS	FAIL	TOTAL
HEARING AID DISPENSER WRITTEN EXAM	155	133	288
HEARING AID DISPENSER PRACTICAL EXAM	193	93	286

Renewal and Continuing Education (CE)		
TYPE	FREQUENCY OF RENEWAL	NUMBER CE HOURS REQUIRED EACH CYCLE
SPEECH LANGUAGE PATHOLOGIST	2 YEARS	24
AUDIOLOGIST	2 YEARS	24
DISPENSING AUDIOLOGIST	1 YEAR	12
SPEECH LANGUAGE PATHOLOGY ASSISTANT	2 YEARS	12
AIDES	N/A	N/A
REQUIRED PROFESSIONAL EXPERIENCE	N/A	N/A
SPEECH LANGUAGE PATHOLOGY - TEMPORARY	ONCE, FOR 6 MONTHS	N/A
AUDIOLOGY - TEMPORARY	ONCE, FOR 6 MONTHS	N/A
PROFESSIONAL DEVELOPMENT PROVIDER	2 YEARS	N/A
HEARING AID DISPENSER	1 YEAR	12
HEARING AID DISPENSER TRAINEE	TWICE, 6 MONTHS EACH	N/A
HEARING AID DISPENSER - TEMPORARY	N/A	N/A
BRANCH	1 YEAR	N/A

Summary of Enforcement Activity

Consumer Complaints—Intake	
134	RECEIVED
0	CLOSED WITHOUT REFERRAL FOR INVESTIGATION
134	REFERRED FOR INVESTIGATION
0	PENDING

Conviction/Arrest Notification Complaints	
99	RECEIVED
99	CLOSED/REFERRED FOR INVESTIGATION
0	PENDING

Inspections	
N/A	

Investigations	
233	OPENED
200	CLOSED
107	PENDING

SPEECH-LANGUAGE PATHOLOGY AND AUDIOLOGY AND HEARING AID DISPENSERS BOARD

Number of Days to Complete Intake and Investigations

71	UP TO 90 DAYS
12	91 TO 180 DAYS
6	181 DAYS TO 1 YEAR
8	1 TO 2 YEARS
2	2 TO 3 YEARS
2	OVER 3 YEARS
127	AVERAGE NUMBER OF DAYS TO COMPLETE INTAKE AND INVESTIGATIONS

Citations and Fines

16	ISSUED
14	ISSUED WITH A FINE
0	WITHDRAWN
0	DISMISSED
71	AVERAGE NUMBER OF DAYS TO ISSUE A CITATION AND FINE

Total Amount of Fines

\$11,525	ASSESSED
\$0	REDUCED
\$6,425	COLLECTED

Criminal/Civil Actions

0	REFERRALS FOR CRIMINAL/CIVIL ACTION
0	CRIMINAL ACTIONS FILED
0	CIVIL ACTIONS FILED

Office of the Attorney General/Disciplinary Actions

11	CASES OPENED/INITIATED
19	CASES CLOSED
14	CASES PENDING

Number of Days to Complete AG Cases

10	1 YEAR
8	1 TO 2 YEARS
5	2 TO 3 YEARS
2	OVER 3 YEARS
1,254	AVERAGE NUMBER OF DAYS TO IMPOSE DISCIPLINE

Formal Actions Filed/Withdrawn/Dismissed

0	STATEMENTS OF ISSUES FILED
5	ACCUSATIONS FILED
0	RESTRAINING/RESTRICTION/SUSPENSION ORDERS GRANTED
2	STATEMENTS OF ISSUES WITHDRAWN/DISMISSED
1	ACCUSATIONS WITHDRAWN/DISMISSED

Administrative Outcomes/Final Orders

0	LICENSE APPLICATIONS DENIED
2	REVOCAION
4	SURRENDER OF LICENSE
0	PROBATION WITH SUSPENSION
0	SUSPENSION ONLY
13	PROBATION ONLY
0	PUBLIC REPRIMAND
0	OTHER DECISIONS

Petition for Modification or Termination of Probation

0	GRANTED
0	DENIED
0	TOTAL

Petition for Reinstatement of Revoked License/Registration/Certification

0	GRANTED
0	DENIED
0	TOTAL

Cost Recovery to DCA

\$261,822	ORDERED
\$136,049	COLLECTED

Restitution to Consumers/Refunds/Savings

\$4,000	RESTITUTION ORDERED
\$0	AMOUNT REFUNDED
\$0	REWORK AT NO CHARGE
\$0	ADJUSTMENTS/RETURNS/EXCHANGES
\$4,000	TOTAL SAVINGS ACHIEVED FOR CONSUMERS

Receipt of Complaint to Assignment to Investigator

3	AVERAGE NUMBER OF DAYS
----------	------------------------

Investigations: Opening to Closing of Case

127	AVERAGE NUMBER OF DAYS
------------	------------------------

Investigations: Closure of Investigation to Imposing Formal Discipline

97	AVERAGE NUMBER OF DAYS
-----------	------------------------

STRUCTURAL PEST CONTROL BOARD

Structural Pest

Licenses and regulates fumigators, pest control companies, pest management professionals, and structural pesticide applicators.

STAFF:

28.5 civil servant positions
1 exempt

LICENSEES:

27,557

BOARD MEMBERSHIP:

4 public representatives
3 licensees

BOARD STAFF:

Executive Officer:
Susan Saylor
pestboard@dca.ca.gov

Assistant Executive Officer:
Robert Lucas
pestboard@dca.ca.gov

Legislative Contact:
David Skelton
pestboard@dca.ca.gov

STRATEGIC PLAN ADOPTED:

2014

www.pestboard.ca.gov

LAWS AND REGULATIONS:

Business and Professions Code §§ 7301 – 7426.5
Title 16, Division 9, California Code of Regulations §§ 901 – 999

SUNSET REVIEW:

Last Review: 2014 **Next Review: 2018**

BOARD MEMBERS:

Name	Appointment Expires	Appointment Type	Appointment Authority
RONNA BRAND	JUNE 1, 2017	PUBLIC	GOVERNOR
NARESH DUGGAL	JUNE 1, 2017	PUBLIC	GOVERNOR
MIKE DURAN	JUNE 1, 2019	PROFESSIONAL	GOVERNOR
CURTIS GOOD	JUNE 1, 2017	PROFESSIONAL	GOVERNOR
SERVANDO ORNELAS	JUNE 1, 2020	PUBLIC	SENATE RULES COMMITTEE
DAVE TAMAYO (PRESIDENT)	JUNE 1, 2020	PUBLIC	SPEAKER OF THE ASSEMBLY
DARREN VAN STEENWYK (VICE PRESIDENT)	JUNE 1, 2019	PROFESSIONAL	GOVERNOR



RECIPROCITY

None.

ACCOMPLISHMENTS

- In coordination with DCA's Office of Professional Examination Services (OPES), the Board continues consolidating, updating, and improving the quality of the reference materials used in the creation of its licensing examinations.
- Successfully completed 18 examination development workshops in which active licensees participated. Participants helped create, develop, and validate questions for our licensing exam that are relevant and comprehensive to the industry.
- In October 2016, the Research Advisory Panel (RAP) held a meeting and identified research topics. At the January 2017 Board meeting, the SPCB Board members approved the topics recommended by RAP, and SPCB staff has since drafted a proposal, which is currently under review with DCA.
- In March 2017, the Board completed a full Occupational Analysis of its Branch 2 Operator licensing category in a continued effort to update and improve all its licensing examinations.
- In April 2017, the Board and the Department of Pesticide Regulation (DPR) conducted a three-day training exercise for County Agricultural Commissioner (CAC) enforcement personnel.
- Continued to support the CACs on the collection of outstanding fumigation enforcement fees owed by structural pest control companies and other enforcement matters.
- Collected more than \$55,700 in investigative cost recovery for Board-initiated disciplinary actions.
- The Board's investigation and mediation programs successfully saved consumers more than \$234,886.
- Continued to audit its licensees to ensure that continuing education requirements are being met. Additionally, the Board continued to audit continuing education providers in an effort to encourage quality content is being delivered to its licensees.

NEW LEGISLATION

**Extends through 2017*

- AB 1590 (Chen, Chapter 279, Statutes of 2017) amends the Board's disciplinary proceedings process. Specifically, this bill extends the Board's statute of limitations for filing accusations with the Attorney General from 12 to 18 months for complaints not involving potential fraud or misrepresentation.

LICENSE REQUIREMENTS

License Requirements	Y/N?
DEGREE/PROFESSIONAL SCHOOLING	N
QUALIFYING EXPERIENCE (MAY INCLUDE EDUCATION)	Y*
EXAMINATION	Y
CONTINUING EDUCATION/COMPETENCY	Y
FINGERPRINT REQUIREMENT	Y

Business and Professions Code §§ 7301–7426.5.

*Requirement does not apply to license type: applicator.

FEES*

License Type/Fee Type	Actual Fee	Statutory Limit
APPLICATORS		
LICENSURE FEE	\$10	\$50
EXAMINATION FEE	\$55	\$65
TOTAL INITIAL LICENSE FEES	\$65	N/A
BIENNIAL RENEWAL FEE	\$10	\$50
FIELD REPRESENTATIVES		
LICENSURE FEE	\$30	\$45
EXAMINATION FEE	\$50	\$75
TOTAL INITIAL LICENSE FEES	\$80	N/A
BIENNIAL RENEWAL FEE	\$30	\$45
OPERATORS		
LICENSURE FEE	\$120	\$150
EXAMINATION FEE	\$175	\$100
TOTAL INITIAL LICENSE FEES	\$195	N/A
BIENNIAL RENEWAL FEE	\$120	\$150
COMPANIES		
COMPANY REGISTRATION	\$120	\$120
BRANCH OFFICE REGISTRATION	\$60	\$60

*Additional fees may be required per Business and Professions Code § 8674 and 16 California Code of Regulations §1948.

Summary of Licensing Activity

Initial Licenses/Certificates/Permits			
TYPE	APPS RECEIVED	ISSUED	RENEWED
COMPANY REGISTRATION	N/A	233	N/A
BRANCH OFFICE	N/A	33	N/A
OPERATOR	N/A	168	973
FIELD REPRESENTATIVE	N/A	1,727	2,244
APPLICATOR	N/A	1,434	682

Licensing Population by Type			
TYPE	CERTIFICATES/ PERMITS	LICENSES/ REGISTRATIONS	APPROVALS
COMPANY REGISTRATION	N/A	3,047	N/A
BRANCH OFFICE	N/A	435	N/A
OPERATOR	N/A	4,160	N/A
FIELD REPRESENTATIVE	N/A	12,211	N/A
APPLICATOR	N/A	7,704	N/A

Renewal and Continuing Education (CE)		
TYPE	FREQUENCY OF RENEWAL	NUMBER CE HOURS REQUIRED EACH CYCLE
COMPANY REGISTRATION	N/A	N/A
BRANCH OFFICE	N/A	N/A
OPERATOR	3 YEARS	16-24 HOURS
FIELD REPRESENTATIVE	3 YEARS	16-24 HOURS
APPLICATOR	3 YEARS	12 HOURS

Exams Results			
EXAM TITLE	PASS	FAIL	TOTAL
OPERATOR BRANCH 1	6	9	15
OPERATOR BRANCH 2	156	60	216
OPERATOR BRANCH 3	59	51	110
FIELD REPRESENTATIVE BRANCH 1	42	65	107
FIELD REPRESENTATIVE BRANCH 2	1,725	1,524	3,249
FIELD REPRESENTATIVE BRANCH 3	555	690	1,245
APPLICATOR	1,538	1,657	3,195

Summary of Enforcement Activity

Consumer Complaints—Intake	
546	RECEIVED
4	CLOSED WITHOUT REFERRAL FOR INVESTIGATION
541	REFERRED FOR INVESTIGATION
2	PENDING

Conviction/Arrest Notification Complaints	
1,449	RECEIVED
N/A	CLOSED/REFERRED FOR INVESTIGATION
94	PENDING

Inspections	
42	

Investigations	
559	OPENED
598	CLOSED
148	PENDING

Number of Days to Complete Intake and Investigations	
369	UP TO 90 DAYS
78	91 TO 180 DAYS
84	181 DAYS TO 1 YEAR
52	1 TO 2 YEARS
14	2 TO 3 YEARS
1	OVER 3 YEARS
139	AVERAGE NUMBER OF DAYS TO COMPLETE INTAKE AND INVESTIGATIONS

Citations and Fines	
91	ISSUED
91	ISSUED WITH A FINE
4	WITHDRAWN
0	DISMISSED
N/A	AVERAGE NUMBER OF DAYS TO ISSUE A CITATION AND FINE

Total Amount of Fines	
\$125,447	ASSESSED
\$4,100	REDUCED
\$87,145	COLLECTED

Criminal/Civil Actions

4	REFERRALS FOR CRIMINAL/CIVIL ACTION
0	CRIMINAL ACTIONS FILED
0	CIVIL ACTIONS FILED

Office of the Attorney General/Disciplinary Actions

64	CASES OPENED/INITIATED
88	CASES CLOSED
52	CASES PENDING

Number of Days to Complete AG Cases

157	1 YEAR
526	1 TO 2 YEARS
904	2 TO 3 YEARS
0	OVER 3 YEARS
565	AVERAGE NUMBER OF DAYS TO IMPOSE DISCIPLINE

Formal Actions Filed/Withdrawn/Dismissed

15	STATEMENTS OF ISSUES FILED
51	ACCUSATIONS FILED
0	RESTRAINING/RESTRICTION/SUSPENSION ORDERS GRANTED
9	STATEMENTS OF ISSUES WITHDRAWN/DISMISSED
1	ACCUSATIONS WITHDRAWN/DISMISSED

Administrative Outcomes/Final Orders

6	LICENSE APPLICATIONS DENIED
47	REVOCAION
19	SURRENDER OF LICENSE
4	PROBATION WITH SUSPENSION
0	SUSPENSION ONLY
19	PROBATION ONLY
0	PUBLIC REPRIMAND
0	OTHER DECISIONS

Petition for Modification or Termination of Probation

0	GRANTED
0	DENIED
0	TOTAL

Petition for Reinstatement of Revoked License/Registration/Certification

3	GRANTED
2	DENIED
5	TOTAL

Cost Recovery to DCA

\$69,166.18	ORDERED
\$55,731.25	COLLECTED

Restitution to Consumers/Refunds/Savings

\$40,000	RESTITUTION ORDERED
\$109,250.89	AMOUNT REFUNDED
\$131,139.98	REWORK AT NO CHARGE
N/A	ADJUSTMENTS/RETURNS/EXCHANGES
\$240,390.87	TOTAL SAVINGS ACHIEVED FOR CONSUMERS

Receipt of Complaint to Assignment to Investigator

4	AVERAGE NUMBER OF DAYS
----------	------------------------

Investigations: Opening to Closing of Case

139	AVERAGE NUMBER OF DAYS
------------	------------------------

Investigations: Closure of Investigation to Imposing Formal Discipline

565	AVERAGE NUMBER OF DAYS
------------	------------------------

TELEPHONE MEDICAL ADVICE SERVICES BUREAU

TMAS

Registers businesses that provide telephone medical advice to California residents.

STAFF:

1 civil servant positions
0 exempt

LICENSEES:

68

BUREAU STAFF:

Bureau Chief:
Sherrie Moffet-Bell
 sherrie.moffet-bell@dca.ca.gov

STRATEGIC PLAN ADOPTED:

2014

www.dca.ca.gov/tmas

OF NOTE

In 1999, Assembly Bill 28 established the Telephone Medical Advice Services Bureau (Bureau). The Bureau was responsible for registering all businesses that employ, contract, or subcontract with healthcare professionals that engage in the business of providing telephone medical advice services to patients at California addresses. The Bureau oversaw 68 registrants, with more than half located outside of California. These registrants utilized more than 5,400 healthcare practitioners to provide medical advice.

In 2016, Senate Bill 1039 repealed language establishing the Bureau. Businesses providing telephone medical advice are no longer required to be registered with the Bureau, but compliance requirements remain in effect, and only those appropriate licensed individuals (e.g., physicians, nurses, marriage and family therapists, chiropractors) may provide telephone medical advice services. The various healthcare licensing boards remain authorized to take action against any violations of the remaining provisions of law related to telephone medical advice, including unlicensed activity.



Summary of Licensing Activity

Initial Licenses/Certificates/Permits			
TYPE	APPS RECEIVED	ISSUED	RENEWED
TMAS REGISTRANT	1	1	8

Licensing Population by Type			
TYPE	CERTIFICATES/ PERMITS	LICENSES/ REGISTRATIONS	APPROVALS
TMAS REGISTRANT	N/A	68	N/A

Renewal and Continuing Education (CE)		
TYPE	FREQUENCY OF RENEWAL	NUMBER CE HOURS REQUIRED EACH CYCLE
TMAS REGISTRANT	EVERY 2 YEARS	0

Exams Results			
EXAM TITLE	PASS	FAIL	TOTAL
N/A	N/A	N/A	N/A

Summary of Enforcement Activity

Consumer Complaints—Intake	
8	RECEIVED
13	CLOSED WITHOUT REFERRAL FOR INVESTIGATION
0	REFERRED FOR INVESTIGATION
0	PENDING

Conviction/Arrest Notification Complaints	
0	RECEIVED
0	CLOSED/REFERRED FOR INVESTIGATION
0	PENDING

Inspections	
0	

Investigations	
0	OPENED
0	CLOSED
0	PENDING

Number of Days to Complete Intake and Investigations	
5	UP TO 90 DAYS
3	91 TO 180 DAYS
5	181 DAYS TO 1 YEAR
0	1 TO 2 YEARS
0	2 TO 3 YEARS
0	OVER 3 YEARS
133	AVERAGE NUMBER OF DAYS TO COMPLETE INTAKE AND INVESTIGATIONS

Citations and Fines	
0	ISSUED
0	ISSUED WITH A FINE
0	WITHDRAWN
0	DISMISSED
0	AVERAGE NUMBER OF DAYS TO ISSUE A CITATION AND FINE

Total Amount of Fines	
\$0	ASSESSED
\$0	REDUCED
\$0	COLLECTED

Criminal/Civil Actions	
0	REFERRALS FOR CRIMINAL/CIVIL ACTION
0	CRIMINAL ACTIONS FILED
0	CIVIL ACTIONS FILED

Office of the Attorney General/Disciplinary Actions	
0	CASES OPENED/INITIATED
0	CASES CLOSED
0	CASES PENDING

Number of Days to Complete AG Cases	
0	1 YEAR
0	1 TO 2 YEARS
0	2 TO 3 YEARS
0	OVER 3 YEARS
0	AVERAGE NUMBER OF DAYS TO IMPOSE DISCIPLINE

Formal Actions Filed/Withdrawn/Dismissed	
0	STATEMENTS OF ISSUES FILED
0	ACCUSATIONS FILED
0	RESTRAINING/RESTRICTION/SUSPENSION ORDERS GRANTED
0	STATEMENTS OF ISSUES WITHDRAWN/DISMISSED
0	ACCUSATIONS WITHDRAWN/DISMISSED

Administrative Outcomes/Final Orders	
0	LICENSE APPLICATIONS DENIED
0	REVOCATION
0	SURRENDER OF LICENSE
0	PROBATION WITH SUSPENSION
0	SUSPENSION ONLY
0	PROBATION ONLY
0	PUBLIC REPRIMAND
0	OTHER DECISIONS

Petition for Modification or Termination of Probation	
0	GRANTED
0	DENIED
0	TOTAL

Petition for Reinstatement of Revoked License/Registration/Certification	
0	GRANTED
0	DENIED
0	TOTAL

Cost Recovery to DCA	
\$0	ORDERED
\$0	COLLECTED

Restitution to Consumers/Refunds/Savings	
\$0	RESTITUTION ORDERED
\$0	AMOUNT REFUNDED
\$0	REWORK AT NO CHARGE
\$0	ADJUSTMENTS/RETURNS/EXCHANGES
\$0	TOTAL SAVINGS ACHIEVED FOR CONSUMERS

Receipt of Complaint to Assignment to Investigator	
0	AVERAGE NUMBER OF DAYS

Investigations: Opening to Closing of Case	
0	AVERAGE NUMBER OF DAYS

Investigations: Closure of Investigation to Imposing Formal Discipline	
0	AVERAGE NUMBER OF DAYS

VETERINARY MEDICAL BOARD

Veterinary Medicine

Licenses and regulates veterinarians, registered veterinary technicians, and veterinary premises.

STAFF:

20.7 civil servant positions
1 exempt

LICENSEES:

29,545

BOARD MEMBERSHIP:

3 public representatives
5 licensees

BOARD STAFF:

Executive Officer:
Annemarie Del Mugnaio
annemarie.delmugnaio@dca.ca.gov

Legislative Contact:
Amanda Drummond
amanda.drummond@dca.ca.gov

STRATEGIC PLAN ADOPTED:

2015

www.vmb.ca.gov

LAWS AND REGULATIONS:

Business and Professions Code §§ 4800 – 4917

Title 16, Division 20, California Code of Regulations §§ 2000 – 2086.9

Civil Code § 3051, § 3052, §§ 3080 – 3080.03, §§ 1834.5 – 1834.6

Health and Safety Code §§ 122125 – 122220

SUNSET REVIEW:

Last Review: 2016 Next Review: 2019

BOARD MEMBERS:

Name	Appointment Expires	Appointment Type	Appointment Authority
KATHY BOWLER	JUNE 1, 2018	PUBLIC	GOVERNOR
JENNIFER LOREDO, RVT	JUNE 1, 2018	PROFESSIONAL	GOVERNOR
JUDIE MANCUSCO	JUNE 1, 2018	PUBLIC	SPEAKER OF THE ASSEMBLY
JAYMIE NOLAND, DVM	JUNE 1, 2019	PROFESSIONAL	GOVERNOR
MARK NUNEZ, DVM	JUNE 1, 2017	PROFESSIONAL	GOVERNOR
RICHARD SULLIVAN, DVM (VICE PRESIDENT)	JUNE 1, 2018	PROFESSIONAL	GOVERNOR
CHERYL WATERHOUSE, DVM (PRESIDENT)	JUNE 1, 2020	PROFESSIONAL	GOVERNOR
ALANA YANEZ	JUNE 1, 2020	PUBLIC	SENATE RULES COMMITTEE



RECIPROCITY

Pursuant to Business and Professions Code section 4847, reciprocity is offered as follows:

- Any person who has passed the veterinary national licensing examination at the time of original licensure in another state and has been practicing veterinary medicine full-time for two out of the three years immediately preceding the application may apply for reciprocity (one-year license) if he or she has no disciplinary action taken against the license.
- International veterinary graduates may apply for reciprocity if they meet all of the above requirements and if they have completed a recognized education equivalence program.
- All reciprocity licensees must complete a three-day course on regionally specific diseases and conditions within 12 months of the date of issue of their temporary license in order to receive unrestricted licensure. Courses are offered in March and September.
- Licensed out-of-state registered veterinary technicians are limited to working as unregistered assistants until they pass the California registered veterinary technician exam. Out-of-state registered veterinary technicians are eligible to sit for the California exam if they have 4,416 hours of practical experience under supervision of a licensed veterinarian, have taken the national examination or an equivalent, and have no disciplinary actions against them.

ACCOMPLISHMENTS

- Implemented the new Veterinary Assistant Controlled Substances Permit (VACSP) program on October 1, 2016, which requires veterinary assistants to furnish a set of fingerprints to the Department of Justice for the purposes of conducting both a state and federal criminal history record check to ensure that veterinary assistants handling controlled substances do not have any drug- or alcohol-related felony convictions. As part of the Board's outreach effort prior to implementation, the Board worked with the California Veterinary Medical Association and the California Registered Veterinary Technicians Association to share important implementation information and frequently asked questions (FAQs). Board staff also leveraged its ListServ subscriber list to email updates as the VACSP launch date neared, as well as published an extensive list of

FAQs on the Board website. Large-format postcards were also sent in mid-September 2016 to all registered veterinary premises to notify of the new permit program.

- The Department's Office of Professional Examination Services (OPES) completed its Occupational Analysis (OA) of the California Registered Veterinary Technician (CRVT) profession. The purpose of the OA was to define practice for CRVTs in terms of actual job tasks that new licensees must be able to perform safely and competently at the time of licensure. The results of the OA serve as the basis for developing a description of practice for the CRVT profession that can then be used as the basis for the CRVT examination and comparison study of the Veterinary Technician National Examination Job Analysis (JA) to identify possible practice gaps in the national versus the state examination. Any gaps between the OA and JA would be used as a basis for continued development and administration of a California Veterinary Technician Examination.
- Similar to the CRVT examination development process, OPES will work cooperatively with the International Council for Veterinary Assessment (ICVA), formerly known as the National Board of Veterinary Medical Examiners, to compare the National Veterinary JA to the California Veterinary OA for the purpose of developing California state board examinations. The ICVA JA is due for completion in 2017.
- The California Veterinary Law Examination underwent a review and update in cooperation with OPES and examination subject matter experts. As a result, new examination forms were created to align with current veterinary medicine practice standards.
- Due to provisions in SB 1193, staff has initiated a Work Authorization (WA) with the DCA's BreZE Change Control Board (CCB) in preparation for the implementation of the University Veterinary License. At the October CCB meeting, the Board was approved for full Impact Analysis that includes initiating system design for the University License. Staff is working with the BreZE team to design specifications for the new license. An implementation date for the University License has not been determined at this time; however, the Board's WA has been given high priority in relation to all total WAs that have been approved by the CCB.

- In August 2016, the Board's Enforcement Program began collecting unpaid citations through the Franchise Tax Board Interagency Intercept Collection Program. Close to \$2,000 has been collected since implementation. In addition, Expert Witness Roundtable meetings were held to build upon prior training and experience with the goal of further strengthening the Expert Witness Program. Lastly, an online voting process was implemented via the BreEZe system for Board consideration of formal discipline cases.
- The Board's Hospital Inspection Program recruited four new inspectors, bringing the total to 17 inspectors. An annual inspector training session was held for new and returning inspectors, which included a strategic planning session with SOLID, a presentation by the Division of Investigations, and information regarding drug compounding and the new VACSP requirement. In an effort to improve outreach and compliance, staff are working to update the Hospital Standards Self-Evaluation Checklist, develop a list of inspection FAQs to post on the Board's website, and create an inspection webinar to educate licensees on minimum standards.

NEW LEGISLATION

**Extends through 2017*

- SB 673 (Newman, Chapter 813, Statutes of 2017) transfers administrative duties related to the Pet Lover's specialized license plate program (Program) from the Board to the Department of Food and Agriculture. Specifically, this bill provides the Department of Food and Agriculture the authority to appropriate funds to a nonprofit for distribution to qualifying veterinary clinics.
- SB 547 (Hill, Chapter 429, Statutes of 2017) makes technical and substantive changes to boards and bureaus under the jurisdiction of the Department of Consumer Affairs (DCA), provides for fee increases for several boards and a bureau of the DCA, extends the operation of the California Council for Interior Design (CCIDC), requires that the fees collected by the California Department of Food and Agriculture to recover administration costs also include reasonable costs to maintain state weights and measures standards, and makes other technical and clarifying changes.

LICENSE REQUIREMENTS

License Requirements	Y/N?
DEGREE/PROFESSIONAL SCHOOLING	N
QUALIFYING EXPERIENCE (MAY INCLUDE EDUCATION)	Y
EXAMINATION	Y
CONTINUING EDUCATION/COMPETENCY	Y
FINGERPRINT REQUIREMENT	Y

Business and Professions Code §§ 4825, 4836, and 4848.

FEES*

License Type/Fee Type	Actual Fee	Statutory Limit
VETERINARIANS		
APPLICATION FOR EXAMINATION REVIEW FEE	\$125	\$350
STATE BOARD EXAMINATION FEE	\$200	\$350
VETERINARY LAW EXAMINATION FEE	\$100	\$100
INITIAL LICENSE FEE (MORE THAN ONE YEAR, LESS THAN ONE YEAR)	\$290/\$145	\$500/\$250
TOTAL INITIAL LICENSE FEES	\$570-\$715	\$1,050-\$1,300
BIENNIAL RENEWAL FEE	\$290 + \$12 CURES FEE	\$500
REGISTERED VETERINARY TECHNICIANS		
EXAMINATION APPLICATION REVIEW FEE	\$125	\$350
EXAMINATION FEE	\$175	\$300
INITIAL REGISTRATION FEE (MORE THAN ONE YEAR, LESS THAN ONE YEAR)	\$140/\$70	\$350/\$175
TOTAL INITIAL LICENSE FEES	\$370-\$440	\$825-\$1,000
BIENNIAL REGISTRATION FEE	\$140	\$350
VETERINARY ASSISTANT CONTROLLED SUBSTANCES PERMIT		
APPLICATION FEE	\$50	\$100
INITIAL PERMIT FEE	\$50	N/A
TOTAL INITIAL LICENSE FEES	\$100	\$100
BIENNIAL RENEWAL FEE	\$50	\$50
VETERINARY PREMISES		
INITIAL REGISTRATION FEE	\$200	\$400
TOTAL INITIAL LICENSE FEES	\$200	\$400
BIENNIAL RENEWAL FEE	\$200	\$400

*Some additional fees may be required per Business and Professions Code § 4905, § 4842.5.

Summary of Licensing Activity

Initial Licenses/Certificates/Permits			
TYPE	APPS RECEIVED	ISSUED	RENEWED
VETERINARIAN	775	674	5,795
REGISTERED VETERINARY TECHNICIAN	962	609	3,103
VETERINARY PREMISES	291	291	3,316
VETERINARY INTERN	22	22	N/A
VETERINARY RECIPROCITY	57	57	N/A
VETERINARY ASSISTANT CONTROLLED SUBSTANCES PERMIT	3,664	3,635	N/A

Licensing Population by Type			
TYPE	CERTIFICATES/ PERMITS	LICENSES/ REGISTRATIONS	APPROVALS
VETERINARIAN	N/A	14,223	N/A
REGISTERED VETERINARY TECHNICIAN	N/A	8,578	N/A
VETERINARY PREMISES	N/A	3,971	N/A
VETERINARY INTERN	N/A	19	N/A
VETERINARY RECIPROCITY	N/A	40	N/A
VETERINARY ASSISTANT CONTROLLED SUBSTANCES PERMIT	2,713	N/A	N/A

Renewal and Continuing Education (CE)		
TYPE	FREQUENCY OF RENEWAL	NUMBER CE HOURS REQUIRED EACH CYCLE
VETERINARIAN	2 YEARS	36
REGISTERED VETERINARY TECHNICIAN	2 YEARS	20

Exams Results			
EXAM TITLE	PASS	FAIL	TOTAL
CALIFORNIA STATE BOARD (VETERINARIAN)	401	111	512
CALIFORNIA VETERINARY TECHNICIAN EXAMINATION	380	139	519

Summary of Enforcement Activity

Consumer Complaints—Intake	
1,066	RECEIVED
2	CLOSED WITHOUT REFERRAL FOR INVESTIGATION
1,004	REFERRED FOR INVESTIGATION
0	PENDING

Conviction/Arrest Notification Complaints	
64	RECEIVED
1	CLOSED/REFERRED FOR INVESTIGATION
0	PENDING

Inspections	
580	

Investigations	
1,069	OPENED
934	CLOSED
697	PENDING

Number of Days to Complete Intake and Investigations	
339	UP TO 90 DAYS
232	91 TO 180 DAYS
205	181 DAYS TO 1 YEAR
102	1 TO 2 YEARS
56	2 TO 3 YEARS
8	OVER 3 YEARS
262	AVERAGE NUMBER OF DAYS TO COMPLETE INTAKE AND INVESTIGATIONS

Citations and Fines	
34	ISSUED
34	ISSUED WITH A FINE
0	WITHDRAWN
1	DISMISSED
959	AVERAGE NUMBER OF DAYS TO ISSUE A CITATION AND FINE

Total Amount of Fines	
\$16,000	ASSESSED
\$0	REDUCED
\$4,750	COLLECTED

Criminal/Civil Actions	
3	REFERRALS FOR CRIMINAL/CIVIL ACTION
3	CRIMINAL ACTIONS FILED
0	CIVIL ACTIONS FILED

Office of the Attorney General/Disciplinary Actions	
71	CASES OPENED/INITIATED
49	CASES CLOSED
81	CASES PENDING

Number of Days to Complete AG Cases	
11	1 YEAR
14	1 TO 2 YEARS
12	2 TO 3 YEARS
12	OVER 3 YEARS
974	AVERAGE NUMBER OF DAYS TO IMPOSE DISCIPLINE

Formal Actions Filed/Withdrawn/Dismissed	
26	STATEMENTS OF ISSUES FILED
31	ACCUSATIONS FILED
0	RESTRAINING/RESTRICTION/SUSPENSION ORDERS GRANTED
3	STATEMENTS OF ISSUES WITHDRAWN/DISMISSED
1	ACCUSATIONS WITHDRAWN/DISMISSED

Administrative Outcomes/Final Orders	
0	LICENSE APPLICATIONS DENIED
8	REVOCAION
12	SURRENDER OF LICENSE
7	PROBATION WITH SUSPENSION
0	SUSPENSION ONLY
17	PROBATION ONLY
2	PUBLIC REPRIMAND
3	OTHER DECISIONS

Petition for Modification or Termination of Probation	
5	GRANTED
0	DENIED
5	TOTAL

Petition for Reinstatement of Revoked License/Registration/Certification	
0	GRANTED
1	DENIED
1	TOTAL

Cost Recovery to DCA	
\$168,805.37	ORDERED
\$197,407.45	COLLECTED

Restitution to Consumers/Refunds/Savings	
\$8,522.13	RESTITUTION ORDERED
\$5,000	AMOUNT REFUNDED
\$0	REWORK AT NO CHARGE
\$0	ADJUSTMENTS/RETURNS/EXCHANGES
\$0	TOTAL SAVINGS ACHIEVED FOR CONSUMERS

Receipt of Complaint to Assignment to Investigator	
2	AVERAGE NUMBER OF DAYS

Investigations: Opening to Closing of Case	
225	AVERAGE NUMBER OF DAYS

Investigations: Closure of Investigation to Imposing Formal Discipline	
340	AVERAGE NUMBER OF DAYS

BOARD OF VOCATIONAL NURSING AND PSYCHIATRIC TECHNICIANS

BVNPT

Licenses and regulates licensed vocational nurses (LVNs) and psychiatric technicians (PTs).

STAFF:

75 civil servant positions
10 exempt

LICENSEES:

137,796

BOARD MEMBERSHIP:

6 public representatives
5 licensees

BOARD STAFF:

Executive Officer:
Elaine Yamaguchi
elaine.yamaguchi@dca.ca.gov

Assistant Executive Officer:
Vacant

Legislative Contact:
Elaine Yamaguchi
elaine.yamaguchi@dca.ca.gov

STRATEGIC PLAN ADOPTED:

2017

www.bvnpt.ca.gov

LAWS AND REGULATIONS:

Business and Professions Code §§ 2840 – 2895.5, §§ 4500 – 4548
Title 16, Division 25, California Code of Regulations §§ 2500 – 2557.3,
§§ 2560 – 2595.3

SUNSET REVIEW:

Last Review: 2017 Next Review: 2020

BOARD MEMBERS:

Name	Appointment Expires	Appointment Type	Appointment Authority
PAULA AMEZOLA DE HERRERA	JUNE 1, 2021	PUBLIC	GOVERNOR
BERNICE BASS DE MARTINEZ (VICE PRESIDENT)	JUNE 1, 2019	PUBLIC	GOVERNOR
ALETA CARPENTER	JUNE 1, 2020	PUBLIC	GOVERNOR
JOHN DIERKING	JUNE 1, 2020	PUBLIC	SENATE RULES COMMITTEE
TAMMY ENDOZO (PRESIDENT)	JUNE 1, 2019	PROFESSIONAL	GOVERNOR
SAMANTHA JAMES-PEREZ	JUNE 1, 2019	PROFESSIONAL	GOVERNOR
KEN MAXEY	JUNE 1, 2020	PUBLIC	SPEAKER OF THE ASSEMBLY
DONNA NORTON	JUNE 1, 2020	PROFESSIONAL	GOVERNOR
PAUL SELLERS	JUNE 1, 2020	PROFESSIONAL	GOVERNOR
CHERYL TURNER	JUNE 1, 2021	PUBLIC	GOVERNOR
VACANT		PROFESSIONAL	GOVERNOR



RECIPROCITY

Pursuant to Business and Professions Code section 2872.1, the Board, upon receiving a written application and required fees, may issue a license to any applicant who possesses a valid unrevoked license as a vocational or practical nurse issued by any other state or foreign country, and who in the opinion of the Board meets all the other requirements.

Pursuant to Business and Professions Code section 4515, the Board, upon receiving a written application and required fees, may issue a license to any applicant who possesses a valid unrevoked license as a psychiatric technician issued by any other state or foreign country, and who in the opinion of the Board meets all the other requirements.

ACCOMPLISHMENTS

- The Education Committee met quarterly with directors from various schools to discuss concerns and feedback from pertinent stakeholders.
- Currently working collaboratively with Department of Consumer Affairs (DCA) Human Resources on a reorganization of the Board's Licensing and Enforcement Divisions. In this reorganization, the Board is initiating a call center to provide more efficient responses to callers and handle the extensive call volume. Furthermore, the Board will be creating a new intake unit to address some of the deficiencies in the Enforcement Monitor's report. The Board is looking at sustainable solutions that maximize efficiency.
- The Board has informed all licensees who received a Continuing Education Audit letter that the audit has ceased and no further documentation is needed. A publication has been posted to the website as well as verbiage placed on the Board's phone tree.
- The Enforcement Monitor's final report is due to the Legislature by January 2018. The Enforcement Committee meets with the Enforcement Monitor on a semi-regular basis to discuss updates on the Enforcement Monitor's recommendations. Many of the recommendations are in progress with formalized action plans, including target dates and milestones.

Reports can be found at: bvnpt.ca.gov/about_us/forms_and_publications.

- Based on the Enforcement Monitor's recommendation of increased collaboration, the Board has opened its lines of communication, working extensively with similar healthcare boards and bureaus, as well as with DCA Legal staff and the Attorney General's Office. The result is a proactive approach, looping in pertinent parties to have an open forum to exchange information, as well as protecting the Board by utilizing a risk management methodology.
- Committees have been established and met, at minimum, quarterly for the following Board areas:
 - » Administrative Committee
 - » Evaluation Committee
 - » Legislation and Regulations Committee
 - » Licensing Committee
 - » Practice Committee

NEW LEGISLATION

**Extends through 2017*

- AB 1229 (Low, Chapter 586, Statutes of 2017) extends the operation of the Board until January 1, 2021; authorizes the Governor to appoint an Executive Officer until January 1, 2020; specifies that if BVNPT becomes inoperative or is repealed, the DCA Director is authorized to assume the duties of BVNPT; requires BVNPT to submit specified reports to the Legislature until 2020; authorizes the DCA Director to evaluate BVNPT's licensing program; requires BVNPT staff to meet periodically with the DCA's Division of Investigation; and authorizes the DCA Director to determine the need for and to implement necessary changes to BVNPT's enforcement program.

LICENSE REQUIREMENTS

License Requirements	Y/N?
DEGREE/PROFESSIONAL SCHOOLING	Y
QUALIFYING EXPERIENCE (MAY INCLUDE EDUCATION)	Y
EXAMINATION	Y
CONTINUING EDUCATION/COMPETENCY	Y
FINGERPRINT REQUIREMENT	Y

Vocational Nurses: Business and Professions Code §§ 2866, 2873, 2873.5;
Psychiatric Technicians: Business and Professions Code § 4511.

FEES*

License Type/Fee Type	Actual Fee	Statutory Limit
VOCATIONAL NURSE		
EXAM APPLICATION FEE	\$150	\$150
EXAM ADMINISTRATION FEE	\$200	FEE SET BY THE NATIONAL COUNCIL OF STATE BOARDS OF NURSING
INITIAL LICENSE FEE	\$150	\$150
TOTAL INITIAL LICENSE FEES	\$500	N/A
BIENNIAL RENEWAL FEE	\$155	\$155
PSYCHIATRIC TECHNICIAN		
EXAM APPLICATION FEE	\$150	\$150
EXAM ADMINISTRATION FEE	PAID BY BOARD	NA
INITIAL LICENSE FEE	\$300	\$300
TOTAL INITIAL LICENSE FEES	\$450	N/A
BIENNIAL RENEWAL FEE	\$300	\$300

*Additional fees may be required per Business and Professions Code § 2895, § 2895.5, § 4548.

Summary of Licensing Activity

Initial Licenses/Certificates/Permits			
TYPE	APPS RECEIVED	ISSUED	RENEWED
VOCATIONAL NURSE (VN)	6,961	7,247	47,692
PSYCHIATRIC TECHNICIANS (PT)	360	356	4,663

Licensing Population by Type			
TYPE	CERTIFICATES/ PERMITS	LICENSES/ REGISTRATIONS	APPROVALS
VN	N/A	126,043	N/A
PT	N/A	11,743	N/A
VN INTERIM PERMIT	101	N/A	N/A
PT INTERIM PERMIT	7	N/A	N/A
VN INTRAVENOUS THERAPY (IV)	934	N/A	N/A
VN BLOOD WITHDRAWAL (BW)	715	N/A	N/A
VN IV AND BW	3,526	N/A	N/A
PT BW	29	N/A	N/A

Renewal and Continuing Education (CE)		
TYPE	FREQUENCY OF RENEWAL	NUMBER CE HOURS REQUIRED EACH CYCLE
VN	2 YEARS	30 HOURS
PT	2 YEARS	30 HOURS

Exams Results			
EXAM TITLE	PASS	FAIL	TOTAL
VN CLEX	6,095	3,884	9,979
PT EXAM	397	313	710

Summary of Enforcement Activity

Consumer Complaints—Intake	
983	RECEIVED
251	CLOSED WITHOUT REFERRAL FOR INVESTIGATION
712	REFERRED FOR INVESTIGATION
20	PENDING

Conviction/Arrest Notification Complaints	
1,850	RECEIVED
1,814	CLOSED/REFERRED FOR INVESTIGATION
34	PENDING

Inspections	
N/A	

Investigations	
2,518	OPENED
2,785	CLOSED
1,206	PENDING

Number of Days to Complete Intake and Investigations

1,522	UP TO 90 DAYS
407	91 TO 180 DAYS
416	181 DAYS TO 1 YEAR
271	1 TO 2 YEARS
99	2 TO 3 YEARS
70	OVER 3 YEARS
190	AVERAGE NUMBER OF DAYS TO COMPLETE INTAKE AND INVESTIGATIONS

Citations and Fines

199	ISSUED
199	ISSUED WITH A FINE
10	WITHDRAWN
1	DISMISSED
419	AVERAGE NUMBER OF DAYS TO ISSUE A CITATION AND FINE

Total Amount of Fines

\$142,746	ASSESSED
\$8,404	REDUCED
\$116,365	COLLECTED

Criminal/Civil Actions

5	REFERRALS FOR CRIMINAL/CIVIL ACTION
1	CRIMINAL ACTIONS FILED
0	CIVIL ACTIONS FILED

Office of the Attorney General/Disciplinary Actions

313	CASES OPENED/INITIATED
344	CASES CLOSED
273	CASES PENDING

Number of Days to Complete AG Cases

54	1 YEAR
128	1 TO 2 YEARS
78	2 TO 3 YEARS
84	OVER 3 YEARS
831	AVERAGE NUMBER OF DAYS TO IMPOSE DISCIPLINE

Formal Actions Filed/Withdrawn/Dismissed

19	STATEMENTS OF ISSUES FILED
314	ACCUSATIONS FILED
4	RESTRAINING/RESTRICTION/SUSPENSION ORDERS GRANTED
6	STATEMENTS OF ISSUES WITHDRAWN/DISMISSED
7	ACCUSATIONS WITHDRAWN/DISMISSED

Administrative Outcomes/Final Orders

3	LICENSE APPLICATIONS DENIED
135	REVOCATION
63	SURRENDER OF LICENSE
1	PROBATION WITH SUSPENSION
0	SUSPENSION ONLY
134	PROBATION ONLY
5	PUBLIC REPRIMAND
3	OTHER DECISIONS

Petition for Modification or Termination of Probation

6	GRANTED
2	DENIED
8	TOTAL

Petition for Reinstatement of Revoked License/Registration/Certification

15	GRANTED
7	DENIED
22	TOTAL

Cost Recovery to DCA

\$562,217.43	ORDERED
\$157,312.30	COLLECTED

Restitution to Consumers/Refunds/Savings

N/A	RESTITUTION ORDERED
N/A	AMOUNT REFUNDED
N/A	REWORK AT NO CHARGE
N/A	ADJUSTMENTS/RETURNS/EXCHANGES
N/A	TOTAL SAVINGS ACHIEVED FOR CONSUMERS

Receipt of Complaint to Assignment to Investigator

5	AVERAGE NUMBER OF DAYS
----------	------------------------

Investigations: Opening to Closing of Case

185	AVERAGE NUMBER OF DAYS
------------	------------------------

Investigations: Closure of Investigation to Imposing Formal Discipline

359	AVERAGE NUMBER OF DAYS
------------	------------------------

Pg. 205 **Section 139 Report**

Pg. 216 **Expenditure Categories**

Pg. 219 **Fund Conditions**

Pg. 222 **Revenue Sources**

Section 139 Report

EXAMINATION PROGRAM			PREREQUISITES ¹ for admittance to the examination			EXAMINATION VALIDATION ² OA = Occupational Analysis				COSTS (IN THOUSANDS) ³ ED = Examination Development EA = Examination Administration PE = Program Evaluation PO = Per Occurrence PY = Per Year				
BOARD/BUREAU/ COMMITTEE	LICENSE TYPE(S)	EXAM TITLE(S)	MANDATING CODE(S)		ASSESSMENT METHOD AND FREQUENCY	YEAR OF MOST RECENT OA	OA YEAR CURRENT EXAM IS BASED	PASSING SCORE METHOD	PERIODIC ITEM ANALYSIS	OA (PO)	ED (PY)	EA (PY)	PE (PO)	
			B&P	CCR										
ACCOUNTANCY, CALIFORNIA BOARD OF	CERTIFIED PUBLIC ACCOUNTANT (CPA)	UNIFORM CERTIFIED PUBLIC ACCOUNTANT EXAMINATION (CPA EXAM)	5081 5092 5093	9.2	OA; INTERNAL/EXTERNAL REVIEW AS NEEDED	2015	2015	CRITERION-REFERENCED		\$0	\$781	\$0		
		PROFESSIONAL ETHICS FOR CERTIFIED PUBLIC ACCOUNTANTS – SUPPLEMENTAL EXAMINATION	5018 5083 5092 5093	10	EXTERNAL REVIEW EVERY 3 YEARS	2013	2013	SET IN REGULATION	X	\$0	\$0	\$0	\$0	
ACUPUNCTURE BOARD	ACUPUNCTURE	CALIFORNIA ACUPUNCTURE LICENSING EXAMINATION	4988 4939 4940 4941 4944	1399.420 1399.432 1399.434 1399.436 (REPEALED -5/24/17) 1399.439	OA UPDATE EVERY 5 YEARS; REVIEW AS NEEDED	2015	2015	MODIFIED ANGOFF	X	\$0	\$312	\$260	\$0	
			ARCHITECT REGISTRATION EXAMINATION (ARE)	5550 5552	116	OA; INTERNAL/EXTERNAL REVIEW AS NEEDED	2012	2012	MODIFIED ANGOFF		\$0	\$6	\$164	\$19
			CALIFORNIA SUPPLEMENTAL EXAMINATION (CSE)			OA; INTERNAL REVIEW EVERY 5 YEARS OR AS NEEDED	2014	2014	MODIFIED ANGOFF	X	\$0	\$210	\$180	\$19
			SMOG CHECK INSPECTOR	HEALTH & SAFETY CODE 44014 44031.5	3340.28 3340.29	OA; INTERNAL REVIEW EVERY 5 YEARS	2016	2016	MODIFIED ANGOFF		\$0	\$52	\$92	\$19
AUTOMOTIVE REPAIR, BUREAU OF	SMOG CHECK	SMOG CHECK REPAIR TECHNICIAN				2015	2015	MODIFIED ANGOFF	X	\$0	\$32	\$32	\$18	
		BRAKE ADJUSTER (A,B,C)	9887.2	3310		2011	2011			\$0	\$7	\$20	\$9	
		LAMP ADJUSTER								\$0	\$4	\$25	\$4	
BARBERING AND COSMETOLOGY, BOARD OF	BARBER		7321.5			2011	2011	MODIFIED ANGOFF (FIRST FORM OFF OA) EQUATING (SUBSEQUENT FORMS)						
		COSMETOLOGY	7321	909 910 924 926	EXTERNAL REVIEW AS NEEDED	2014	2014	MODIFIED ANGOFF (CANDIDATE VOLUME DOES NOT SUPPORT EQUATING)	X	\$32	\$0	\$2,936	\$0	
	ELECTROLOGY	7330			2011	2011	MODIFIED ANGOFF (FIRST FORM OFF OA) EQUATING (SUBSEQUENT FORMS)							
	ESTHETICIAN	7324	909 910		2012	2012	MODIFIED ANGOFF (FIRST FORM OFF OA) EQUATING (SUBSEQUENT FORMS)							
	MANICURIST	7326			2013	2013								

1. Prerequisites for admittance to the examination are mandated by Business and Professions (B&P) Code and/or California Code of Regulations (CCR); and assessed using a number of methods, including valid occupational analyses, national standards, and regulatory review. CCR codes are Title 16 unless otherwise indicated.
 2. Methods used to establish passing scores vary across exam administrations, and are based on minimum competence criteria necessary for licensure.
 3. Included are costs for personnel required to perform these functions.

Section 139 Report

EXAMINATION PROGRAM			PREREQUISITES¹ for admittance to the examination			EXAMINATION VALIDATION² OA = Occupational Analysis					COSTS (IN THOUSANDS)³ ED = Examination Development EA = Examination Administration PE = Program Evaluation PO = Per Occurrence PY = Per Year			
BOARD/BUREAU/COMMITTEE	LICENSE TYPE(S)	EXAM TITLE(S)	MANDATING CODE(S)		ASSESSMENT METHOD AND FREQUENCY	YEAR OF MOST RECENT OA	OA YEAR CURRENT EXAM IS BASED	PASSING SCORE METHOD	PERIODIC ITEM ANALYSIS	OA (PO)	ED (PY)	EA (PY)	PE (PO)	
			B&P	CCR										
BEHAVIORAL SCIENCES BOARD OF	LICENSED CLINICAL SOCIAL WORKER (LCSW)	CALIFORNIA LCSW LAW AND ETHICS	4992.05 (b)		OA- ANNUAL INTERNAL/ EXTERNAL REVIEW	2015	2015	MODIFIED ANGOFF	X	\$1,325.3 (PY): TOTAL ANNUAL COSTS FOR ALL BBS PROGRAMS				
		ASSOCIATION OF SOCIAL WORK BOARD (ASWB) CLINICAL EXAMINATION NATIONAL EXAM	4992.05(c) (1-3)			2010	2010							
		CALIFORNIA LEP	4989.20			2015	2015							
		CALIFORNIA LPCC LAW AND ETHICS	4993.53(b)			2015	2015							
		LICENSED PROFESSIONAL CLINICAL COUNSELOR (LPCC)	NATIONAL BOARD OF CERTIFIED COUNSELORS- NATIONAL CLINICAL MENTAL HEALTH COUNSELOR EXAMINATION (NBCC-NCMHCE)	4993.53(c) (1-3)		2010	2010							
		LICENSED MARRIAGE AND FAMILY THERAPIST (MFT)	CALIFORNIA LMFT LAW AND ETHICS	4980.397(b)		2015	2015							
CEMETERY AND FUNERAL BUREAU	CEMETERY BROKER	CEMETERY BROKER	7651 7651.1 7651.2		ANNUAL INTERNAL REVIEW	2013	2013	MODIFIED ANGOFF	X	\$0	\$238	\$0	\$0	
	CEMETERY MANAGER	CEMETERY MANAGER	7653.7	2326.1(a)(1)		2012	2012							
	CREMATORY MANAGER	CREMATORY MANAGER	7712.1 7713.1	2326.1(b)		2010	2010							
	EMBALMER	EMBALMER	7642 7643 7646	1235		2014	2014							
	FUNERAL DIRECTOR	FUNERAL DIRECTOR	7618 7619			2017	2014							
		NATIONAL BOARD OF CHIROPRACTIC EXAMINERS EXAMINATION PARTS I, II, III, IV AND PHYSIOTHERAPY	SECTION 6, CHIROPRACTIC INITIATIVE ACT			2015	2015							
CHIROPRACTIC EXAMINERS BOARD OF	DOCTOR OF CHIROPRACTIC	CALIFORNIA CHIROPRACTIC LAW EXAMINATION (CCLE)	SECTION 5, CHIROPRACTIC INITIATIVE ACT		INTERNAL 5 YEARS	2017	2014	MODIFIED ANGOFF	X	\$5	\$0	\$0	\$0	
					INTERNAL 5 YEARS					\$39	\$20	\$0	\$0	

1. Prerequisites for admittance to the examination are mandated by Business and Professions (B&P) Code and/or California Code of Regulations (CCR); and assessed using a number of methods, including valid occupational analyses, national standards, and regulatory review. CCR codes are Title 16 unless otherwise indicated.
 2. Methods used to establish passing scores vary across exam administrations, and are based on minimum competence criteria necessary for licensure.
 3. Included are costs for personnel required to perform these functions.

Section 139 Report

EXAMINATION PROGRAM			PREREQUISITES ¹ for admittance to the examination			EXAMINATION VALIDATION ² OA = Occupational Analysis					COSTS (INTHOUSANDS) ³ ED = Examination Development EA = Examination Administration PE = Program Evaluation PO = Per Occurrence PY = Per Year			
BOARD/BUREAU/ COMMITTEE	LICENSE TYPE(S)	EXAM TITLE(S)	MANDATING CODE(S)		ASSESSMENT METHOD AND FREQUENCY	YEAR OF MOST RECENT OA	OA YEAR CURRENT EXAM IS BASED	PASSING SCORE METHOD	PERIODIC ITEM ANALYSIS	OA (PO)	ED (PY)	EA (PY)	PE (PO)	
			B&P	CCR										
CONTRACTORS STATE LICENSE BOARD	A	GENERAL ENGINEERING			INTERNAL REVIEW AS NEEDED	2014	2014	MODIFIED ANGOFF	X	\$574 (PY): TOTAL COST FOR ALL CSLB PROGRAMS	\$1,016 (PY): TOTAL COST FOR ALL CSLB PROGRAMS	\$1,780 (PY): TOTAL COST FOR ALL CSLB PROGRAMS	\$86 (PY): TOTAL COST FOR ALL CSLB PROGRAMS	
	B	GENERAL BUILDING				2013	2013							
	C-2	INSULATION AND ACOUSTICAL				2017	2011							
	C-4	BOILER, HOT WATER HEATING, AND STEAM FITTING				2016	2011							
	C-5	FRAMING AND ROUGH CARPENTRY				2013	2013							
	C-6	CABINET, MILLWORK, AND FINISH CARPENTRY				2014	2014							
	C-7	LOW VOLTAGE SYSTEMS				2016	2011							
	C-8	CONCRETE				2015	2015							
	C-9	DRYWALL				2015	2015							
	C-10	ELECTRICAL				2013	2013							
	C-11	ELEVATOR				2014	2014							
	C-12	EARTHWORK AND PAVING				2016	2011							
	C-13	FENCING				2013	2013							
	C-15	FLOORING AND FLOOR COVERING				2014	2014							
	C-16	FIRE PROTECTION				2016	2016							
	C-17	GLAZING				2015	2015							
	C-20	WARM AIR HEATING, VENTILATING, AND AIR CONDITIONING				2014	2014							
	C-21	BUILDING MOVING AND DEMOLITION				2012	2012							
	C-22	ASBESTOS ABATEMENT				2015	2015							
	C-23	ORNAMENTAL METAL				2014	2014							
	C-27	LANDSCAPING				2015	2015							
	C-28	LOCK AND SECURITY EQUIPMENT				2013	2013							
	C-29	MASONRY				2015	2015							
	C-31	CONSTRUCTION ZONE TRAFFIC CONTROL				2015	2015							
	C-32	PARKING AND HIGHWAY IMPROVEMENT				2015	2015							
	C-33	PAINTING AND DECORATING				2015	2015							
	C-34	PIPELINE				2012	2012							
	C-35	LATHING AND PLASTERING				2013	2013							
	C-36	PLUMBING				2014	2014							
	C-38	REFRIGERATION				2013	2013							

Section 139 Report

EXAMINATION PROGRAM			PREREQUISITES¹ for admittance to the examination			EXAMINATION VALIDATION² OA = Occupational Analysis					COSTS (INTHOUSANDS)³ ED = Examination Development EA = Examination Administration PE = Program Evaluation PO = Per Occurrence PY = Per Year			
BOARD/BUREAU/ COMMITTEE	LICENSE TYPE(S)	EXAM TITLE(S)	MANDATING CODE(S)		ASSESSMENT METHOD AND FREQUENCY	YEAR OF MOST RECENT OA	OA YEAR CURRENT EXAM IS BASED	PASSING SCORE METHOD	PERIODIC ITEM ANALYSIS	OA (PO)	ED (PY)	EA (PY)	PE (PO)	
			B&P	CCR										
CONTRACTORS STATE LICENSE BOARD (CONTINUED)	C-39	ROOFING			INTERNAL REVIEW AS NEEDED	2015	2015							
	C-42	SANITATION SYSTEM				2017	2012							
	C-43	SHEET METAL				2014	2014							
	C-45	SIGN				2012	2012							
	C-46	SOLAR				2017	2012							
	C-47	GENERAL MANUFACTURED HOUSING				2012	2012							
	C-50	REINFORCING STEEL				2012	2012							
	C-51	STRUCTURAL STEEL				2014	2014							
	C-53	SWIMMING POOL		7056-7058		825 826	2016	2011	MODIFIED ANGOFF	X	\$574 (PY): TOTAL COST FOR ALL CSLB PROGRAMS	\$1,016 (PY): TOTAL COST FOR ALL CSLB PROGRAMS	\$1,780 (PY): TOTAL COST FOR ALL CSLB PROGRAMS	\$86 (PY): TOTAL COST FOR ALL CSLB PROGRAMS
	C-54	CERAMIC AND MOSAIC TILE					2016	2016						
	C-55	WATER CONDITIONING					2012	2012						
	C-57	WELL DRILLING					2017	2012						
	C-60	WELDING					2013	2013						
N/A		ASBESTOS CERTIFICATION			2015	2015								
N/A		HAZARDOUS SUBSTANCE REMOVAL CERTIFICATION			2017	2012								
N/A		LAW AND BUSINESS			2015	2015								
COURT REPORTERS, BOARD OF CALIFORNIA		CSR PRACTICAL			OA: INTERNAL/ EXTERNAL REVIEW	2017	2009	SPECIFIED IN STATUTE	N/A	\$51	\$83	\$87	\$3	
		CSR ENGLISH	8020	2418				MODIFIED ANGOFF	X					
		CSR PROFESSIONAL PRACTICE												
DENTAL BOARD OF CALIFORNIA		PORTFOLIO	1632 (c)(1)		INTERNAL/ EXTERNAL REVIEW AS NEEDED	2013	2013	CRITERION- REFERENCED						
	DENTIST	WRB	1632 (c)(2)			2014	2014					\$0		
		LAW & ETHICS	1632 (b)			2005	2005	SPECIFIED IN STATUTE						
		WRITTEN	1752.1	1076		2010	2010							
	REGISTERED DENTAL ASSISTANT	PRACTICAL	1752.1(e)	1077		2010	2010							
		LAW & ETHICS	1753	1076 1077.1		2010	2010					\$6.9		\$32.7
	REGISTERED DENTAL ASSISTANT IN EXTENDED FUNCTIONS	WRITTEN	1753			2010	2010						\$131.8	
ORTHODONTIC ASSISTANT	PRACTICAL/CLINICAL	1750.2		2010	2010									
DENTAL SEDATION ASSISTANT	WRITTEN	1750.4		2010	2010									

Section 139 Report

EXAMINATION PROGRAM			PREREQUISITES ¹ for admittance to the examination			EXAMINATION VALIDATION ² OA = Occupational Analysis				COSTS (IN THOUSANDS) ³ ED = Examination Development EA = Examination Administration PE = Program Evaluation PO = Per Occurrence PY = Per Year				
BOARD/BUREAU/ COMMITTEE	LICENSE TYPE(S)	EXAM TITLE(S)	MANDATING CODE(S)		ASSESSMENT METHOD AND FREQUENCY	YEAR OF MOST RECENT OA	OA YEAR CURRENT EXAM IS BASED	PASSING SCORE METHOD	PERIODIC ITEM ANALYSIS	OA (PO)	ED (PY)	EA (PY)	PE (PO)	
			B&P	CCR										
DENTAL HYGIENE COMMITTEE OF CALIFORNIA	REGISTERED DENTAL HYGIENIST (RDH)	NATIONAL DENTAL HYGIENE BOARD EXAMINATION (NDHBE)	1917	1082	EXTERNAL REVIEW EVERY 5 YEARS	2015	2015	CRITERION-REFERENCED	X	\$0	\$0	\$0		
		WESTERN REGIONAL EXAMINATION BOARD (WREB)	1082.1	2009		2009								
		CENTRAL REGIONAL DENTAL TESTING SERVICES EXAMINATION (CRDTS)		2014		2014								
	REGISTERED DENTAL HYGIENIST IN ALTERNATIVE PRACTICE (RDHAP)	CALIFORNIA LAW AND ETHICS EXAMINATION	1922	1082.3	INTERNAL REVIEW EVERY 3 YEARS	2010	2010	SPECIFIED IN STATUTE		\$2.6	\$0	\$0		
	REGISTERED DENTAL HYGIENIST IN EXTENDED FUNCTIONS (RDHF) (CURRENTLY NOT LICENSING CANDIDATES)	CALIFORNIA LAW AND ETHICS EXAMINATION	1918	2000		2000								
ENGINEERS, LAND SURVEYORS, AND GEOLOGISTS, BOARD FOR PROFESSIONAL	AGRICULTURAL ENGINEER	PE AGRICULTURAL	6704 6732 6750-59	404 420-424 427.1 438	OA: INTERNAL/ EXTERNAL REVIEW AS NEEDED	2013	2013	MODIFIED ANGOFF	X	\$0: TOTAL COST FOR PROGRAMS: AGRICULTURAL ENGINEER - CERTIFIED - HYDROGEOLOGIST	\$1,383: TOTAL COST FOR PROGRAMS: AGRICULTURAL ENGINEER - TRAFFIC ENGINEER	\$7: TOTAL COST FOR PROGRAMS: AGRICULTURAL ENGINEER - TRAFFIC ENGINEER	\$0: TOTAL COST FOR PROGRAMS: AGRICULTURAL ENGINEER - CERTIFIED - HYDROGEOLOGIST	
	CHEMICAL ENGINEER	PE CHEMICAL				2016	2016							
	CIVIL ENGINEER (NATIONAL)	PE CIVIL BREADTH & DEPTH				2013	2013							
	CIVIL ENGINEER (CALIFORNIA)	SEISMIC PRINCIPLES/ ENGINEERING SURVEY	6702 6704 6731 6731.1 6750-59			2011	2011							

1. Prerequisites for admittance to the examination are mandated by Business and Professions (B&P) Code and/or California Code of Regulations (CCR); and assessed using a number of methods, including valid occupational analyses, national standards, and regulatory review. CCR codes are Title 16 unless otherwise indicated.
 2. Methods used to establish passing scores vary across exam administrations, and are based on minimum competence criteria necessary for licensure.
 3. Included are costs for personnel required to perform these functions.

Section 139 Report

EXAMINATION PROGRAM			PREREQUISITES¹ for admittance to the examination			EXAMINATION VALIDATION² OA = Occupational Analysis				COSTS (INTHOUSANDS)³ ED = Examination Development EA = Examination Administration PE = Program Evaluation PO = Per Occurrence PY = Per Year				
BOARD/BUREAU/ COMMITTEE	LICENSE TYPE(S)	EXAM TITLE(S)	MANDATING CODE(S)		ASSESSMENT METHOD AND FREQUENCY	YEAR OF MOST RECENT OA	OA YEAR CURRENT EXAM IS BASED	PASSING SCORE METHOD	PERIODIC ITEM ANALYSIS	OA (PO)	ED (PY)	EA (PY)	PE (PO)	
			B&P	CCR										
ENGINEERS, LAND SURVEYORS, AND GEOLOGISTS, BOARD FOR PROFESSIONAL (CONTINUED)	CONTROL SYSTEMS ENGINEER	PE CONTROL SYSTEMS	6704 6732 6750-59		OA: INTERNAL/ EXTERNAL REVIEW AS NEEDED	2010	2010							
	ELECTRICAL ENGINEER	PE ELECTRICAL	6702.1 6704 6750-59	404 420-424 427.1 438		2007	2007							
	ENGINEER-IN-TRAINING (EIT)	FUNDAMENTALS OF ENGINEERING (FE)	6704 6750-59			2012	2012							
	FIRE PROTECTION ENGINEER	PE FIRE PROTECTION	6704 6732 6750-59			2011	2011							
	GEOTECHNICAL ENGINEER	GEOTECHNICAL ENGINEER	6730.2 6736.1	404 420-424 426.5 426.51 427.2		2010	2010							
	INDUSTRIAL ENGINEER	PE INDUSTRIAL	6704 6732 6750-59	404 420-424 427.1 438		2011	2011							
	LAND SURVEYOR (NATIONAL)	PRINCIPLES OF SURVEYING	8741-8743	404-424 427.1 438		2011	2011							
	LAND SURVEYOR (CALIFORNIA)	PROFESSIONAL LAND SURVEYOR	8708 8741-8743			2015	2015							
	LAND SURVEYOR-IN-TRAINING	FUNDAMENTALS OF SURVEYING	8741-8743	404 420-424 438		2012	2012							
	MECHANICAL ENGINEER	PE MECHANICAL	6704 6750-59	420-424 427.1 438		2015	2015							
	METALLURGICAL ENGINEER	PE METALLURGICAL AND MATERIALS				2014	2014							
	NUCLEAR ENGINEER	PE NUCLEAR	6704 6732 6750-59	404 420-424 427.1 438		2011	2011							
	PETROLEUM ENGINEER	PE PETROLEUM				2013	2013							

Section 139 Report

EXAMINATION PROGRAM			PREREQUISITES ¹ for admittance to the examination			EXAMINATION VALIDATION ² OA = Occupational Analysis				COSTS (INTHOUSANDS) ³ ED = Examination Development EA = Examination Administration PE = Program Evaluation PO = Per Occurrence PY = Per Year			
BOARD/BUREAU/ COMMITTEE	LICENSE TYPE(S)	EXAM TITLE(S)	MANDATING CODE(S)		ASSESSMENT METHOD AND FREQUENCY	YEAR OF MOST RECENT OA	OA YEAR CURRENT EXAM IS BASED	PASSING SCORE METHOD	PERIODIC ITEM ANALYSIS	OA (PO)	ED (PY)	EA (PY)	PE (PO)
ENGINEERS, LAND SURVEYORS, AND GEOLOGISTS, BOARD FOR PROFESSIONAL (CONTINUED)	STRUCTURAL ENGINEER (NATIONAL)	LATERAL FORCES VERTICAL FORCES	6730.2 6736 6763.1	404 420-424 426.10- 426.14 427.3	O.A. INTERNAL/ EXTERNAL REVIEW AS NEEDED	2009	2009	MODIFIED ANGOFF	X	\$0: TOTAL COST FOR PROGRAMS: AGRICUL- TURAL ENGINEER - TRAFFIC ENGINEER	\$1,383: TOTAL COST FOR PROGRAMS: AGRICUL- TURAL ENGINEER - TRAFFIC ENGINEER	\$7: TOTAL COST FOR PROGRAMS: AGRICUL- TURAL ENGINEER - TRAFFIC ENGINEER	\$0: TOTAL COST FOR PROGRAMS: AGRICUL- TURAL ENGINEER - TRAFFIC ENGINEER - CERTIFIED HYDROGEO- LOGIST
	TRAFFIC ENGINEER	7843	404 420-424 427.1, 438	2010		2010							
	FUNDAMENTALS OF GEOLOGY	7841	3031	2015		2015							
	PRACTICE OF GEOLOGY	7841	3031	2015		2015							
	CALIFORNIA SPECIFIC (CSE)	7841.1		2013		2013							
	PROFESSIONAL GEOPHYSICIST (PGP)	7841.1		2014		2014							
PROFESSIONAL FIDUCIARIES BUREAU	CERTIFIED ENGINEERING GEOLOGIST (CEG)	CERTIFIED ENGINEERING GEOLOGIST (CEG)	7842	3041	EXTERNAL REVIEW EVERY 4 YEARS	2013	2013	EXPERT PANEL	X	\$0	\$0	\$0	\$0
	CERTIFIED HYDROGEOLOGIST (CHG)	CERTIFIED HYDROGEOLOGIST (CHG)	7842	3042		2013	2013						
	PROFESSIONAL FIDUCIARY EXAMINATION	PROFESSIONAL FIDUCIARY EXAMINATION	6539	4500		2013	2013						
GUIDE DOGS FOR THE BLIND, STATE BOARD OF	GUIDE DOG INSTRUCTOR	GUIDE DOG INSTRUCTOR WRITTEN EXAMINATION	7208 7209 7211	2261 2265	INTERNAL REVIEW TWICE PER YEAR	2011	2011	MODIFIED ANGOFF	X	\$0	\$2	\$4	\$0
	LANDSCAPE ARCHITECT (NATIONAL)	LANDSCAPE ARCHITECTS REGISTRATION EXAMINATION (LARE)	5650 5651	2610 2615 2620 2621		2016	2016						
LANDSCAPE ARCHITECTS TECHNICAL COMMITTEE	LANDSCAPE ARCHITECT (SUPPLEMENTAL)	CALIFORNIA SUPPLEMENTAL EXAMINATION (CSE)			O.A.: INTERNAL REVIEW EVERY 5 YEARS OR AS NEEDED	2014	2014	MODIFIED ANGOFF	X	N/A	\$70	\$19	\$10
						2014	2014						

1. Prerequisites for admittance to the examination are mandated by Business and Professions (B&P) Code and/or California Code of Regulations (CCR); and assessed using a number of methods, including valid occupational analyses, national standards, and regulatory review. CCR codes are Title 16 unless otherwise indicated.
 2. Methods used to establish passing scores vary across exam administrations, and are based on minimum competence criteria necessary for licensure.
 3. Included are costs for personnel required to perform these functions.

Section 139 Report

EXAMINATION PROGRAM				PREREQUISITES¹ for admittance to the examination				EXAMINATION VALIDATION² OA = Occupational Analysis				COSTS (INTHOUSANDS)³ ED = Examination Development EA = Examination Administration PE = Program Evaluation PO = Per Occurrence PY = Per Year			
BOARD/BUREAU/ COMMITTEE	LICENSE TYPE(S)	EXAM TITLE(S)	MANDATING CODE(S)		ASSESSMENT METHOD AND FREQUENCY	YEAR OF MOST RECENT OA	OA YEAR CURRENT EXAM IS BASED	PASSING SCORE METHOD	PERIODIC ITEM ANALYSIS	OA (PO)	ED (PY)	EA (PY)	PE (PO)		
			B&P	CCR											
MEDICAL BOARD OF CALIFORNIA	PHYSICIAN AND SURGEON	UNITED STATES MEDICAL LICENSING EXAMINATION	2170			2013	2013	MODIFIED ANGOFF WITH RASCH MODEL EQUATING							
	LICENSED MIDWIFE	NORTH AMERICAN REGISTRY OF MIDWIVES	2512.5		OA; EXTERNAL REVIEW	2016	2016	MODIFIED ANGOFF	X						
	POLYSOMNOGRAPHIC TECHNICIAN	CERTIFIED POLYSOMNOGRAPHIC TECHNICIAN (CPSGT)	3575			2012	2012	MODIFIED BOOKMARK METHOD							
	POLYSOMNOGRAPHIC TECHNOLOGIST	REGISTERED POLYSOMNOGRAPHIC TECHNOLOGIST (RPSBT)				2012	2012								
NATUROPATHIC MEDICINE COMMITTEE	NATUROPATHIC DOCTOR	NPLEX I & II	3630 3631		EXTERNAL REVIEW EVERY 5 YEARS	2012	2012	MODIFIED ANGOFF	X				NO COST TO THE COMMITTEE. NATIONAL EXAMS ARE CREATED, ADMINISTERED, AND EVALUATED BY EXTERNAL SOURCES.		
OCCUPATIONAL THERAPY, CALIFORNIA BOARD OF	OCCUPATIONAL THERAPIST	REGISTERED OCCUPATIONAL THERAPIST	2570.6		OA; EXTERNAL REVIEW	2012	2012	MODIFIED ANGOFF	X				EXAMINATIONS ARE ADMINISTERED BY AN EXTERNAL ORGANIZATION. THEREFORE, NO EXPENSES ARE INCURRED BY THE BOARD.		
	OCCUPATIONAL THERAPIST ASSISTANT	CERTIFIED OCCUPATIONAL THERAPY ASSISTANT				2012	2012								
OPTOMETRY, CALIFORNIA STATE BOARD OF	OPTOMETRIST (OPT)	NATIONAL BOARD OF EXAMINERS IN OPTOMETRY- APPLIED BASIC SCIENCE (PART I); PATIENT ASSESSMENT AND MANAGEMENT (PART II); CLINICAL SKILLS (PART III)	3041.2 3046	1523		2016	2016						EXAMINATION IS ADMINISTERED BY AN OUTSIDE AGENCY. THEREFORE, NO EXPENSES ARE INCURRED BY THE BOARD.		
	SPECTACLE LENS DISPENSER	AMERICAN BOARD OF OPTICIANRY – SPECTACLE EXAM	2559.2		EXTERNAL REVIEW	2009	2009	MODIFIED ANGOFF	X	\$0	\$21	\$0	\$0		
	CONTACT LENS DISPENSER	NATIONAL CONTACT LENS EXAMINERS – CONTACT LENS EXAM	2561			2014	2014						EXAMINATIONS ARE ADMINISTERED BY OUTSIDE AGENCIES. THEREFORE, NO EXPENSES ARE INCURRED BY THE BOARD.		
	OSTEOPATHIC PHYSICIAN AND SURGEON	COMPLEX LEVEL 1 COMPLEX LEVEL 2 (CE) COMPLEX LEVEL 2 (PE) COMPLEX LEVEL 3	2099.5	1620	EXTERNAL REVIEW EVERY 3-5 YEARS	2016	2014	MODIFIED ANGOFF	X					EXAMINATIONS ARE ADMINISTERED BY THE NATIONAL BOARD OF OSTEOPATHIC MEDICAL EXAMINERS INC. (NBOME). THERE ARE NO COSTS TO THE OSTEOPATHIC MEDICAL BOARD.	
PHARMACY, CALIFORNIA STATE BOARD OF	REGISTERED PHARMACIST	CALIFORNIA PRACTICE AND JURISPRUDENCE EXAMINATION FOR PHARMACISTS (CPJE)	4200 4200.1 4200.2 4200.3 4200.4 4209 4400	1719 1720 1720.1 1721 1723.1 1724 1725 1728 1749	OA; INTERNAL/ EXTERNAL REVIEW	2014	2014	MODIFIED ANGOFF	X	\$0	\$165	\$95	\$88		
	REGISTERED PHARMACIST	NORTH AMERICAN PHARMACIST LICENSURE EXAMINATION (NAPLEX)			OA	2014	2014	MODIFIED ANGOFF					EXAMINATION ADMINISTERED BY THE NATIONAL ASSOCIATION OF BOARDS OF PHARMACY (NABP) WITH NO EXPENSE TO THE STATE.		

Section 139 Report

EXAMINATION PROGRAM			PREREQUISITES ¹ for admittance to the examination			EXAMINATION VALIDATION ² OA = Occupational Analysis				COSTS (INTHOUSANDS) ³ ED = Examination Development EA = Examination Administration PE = Program Evaluation PO = Per Occurrence PY = Per Year			
BOARD/BUREAU/ COMMITTEE	LICENSE TYPE(S)	EXAM TITLE(S)	MANDATING CODE(S)		ASSESSMENT METHOD AND FREQUENCY	YEAR OF MOST RECENT OA	OA YEAR CURRENT EXAM IS BASED	PASSING SCORE METHOD	PERIODIC ITEM ANALYSIS	OA (PO)	ED (PY)	EA (PY)	PE (PO)
			B&P	CCR									
PHYSICAL THERAPY BOARD OF CALIFORNIA	PHYSICAL THERAPIST (PT)	NATIONAL PHYSICAL THERAPY EXAMINATION (NPTE)	1398.25 1398.26 1398.26.1 1398.26.5	1398.30 1398.31	OA: EVERY 5 YEARS AND AS OTHERWISE DEEMED NECESSARY OA: AS DEEMED NECESSARY DUE TO CHANGES IN LAW OR REGULATION	2016	2013			\$0	\$2.5 SHARED WITH PE COSTS	\$5.4	\$2.5 SHARED WITH ED COSTS
		CALIFORNIA LAW EXAMINATION (CLE)	2650 2653		2012	2012							
	PHYSICAL THERAPIST ASSISTANT (PTA)	NATIONAL PHYSICAL THERAPY EXAMINATION (NPTE)	1398.47 1398.50 1398.51		OA: EVERY 5 YEARS AND AS OTHERWISE DEEMED NECESSARY OA: AS DEEMED NECESSARY DUE TO CHANGES IN LAW OR REGULATION	2016	2013	MODIFIED ANGOFF	X				
		CALIFORNIA LAW EXAMINATION (CLE)	2620.5			2012	2012						
PHYSICIAN ASSISTANT BOARD	PT SPECIALTY CERTIFICATION	KINESIOLOGICAL ELECTROMYOGRAPHY (KEMG)	1399.63 1399.65		OA	1990	1990			\$0			
		ELECTRONEUROMYOGRAPHY (ENMG)	1399.64 1399.65		OA	1994	1994			\$0			
	PHYSICIAN ASSISTANT	PANCE	3519	1399.507	OA; EVERY 5 YEARS	2015	2015	MODIFIED ANGOFF	X				EXAMINATIONS ADMINISTERED BY THE NATIONAL COMMISSION ON CERTIFICATION OF PHYSICIAN ASSISTANTS WITH NO EXPENSE TO THE STATE.
PODIATRIC MEDICINE, CALIFORNIA BOARD OF	DOCTOR OF PODIATRIC MEDICINE (DPM) - PERMANENT (E)	NBPME PART I											
		NBPME PART II	2486	1399.660	OA: INTERNAL/ EXTERNAL REVIEW	2015	2015	MODIFIED ANGOFF	X				EXAMINATIONS ADMINISTERED BY THE NATIONAL BOARD OF PODIATRIC MEDICAL EXAMINERS (NBPME) WITH NO EXPENSE TO THE STATE.
		NBPME PART III	2475.1	1399.668		2016	2016						
PSYCHOLOGY, CALIFORNIA BOARD OF	DOCTOR OF PODIATRIC MEDICINE (DPM) – RESIDENT (EL)	EXAMINATION FOR PROFESSIONAL PRACTICE IN PSYCHOLOGY (EPPP)	2914	1388	INTERNAL/ EXTERNAL REVIEW; OA (AS NEEDED)	2010	2010	MODIFIED ANGOFF	X	\$0	\$0	\$0	
		CALIFORNIA PSYCHOLOGY LAWS AND ETHICS EXAMINATION (CPLEE)				2012	2012			\$0	\$134	\$142	\$0
REAL ESTATE, BUREAU OF	RE SALESPERSON	RE SALESPERSON	10150–10153	N/A	PER STATUTE	2010	2010	PRE-DETERMINED CUT SCORE, TRANSITIONING TO MODIFIED ANGOFF	X	\$86.5	\$153.6	\$552.3	\$0
		RE BROKER											

1. Prerequisites for admittance to the examination are mandated by Business and Professions (B&P) Code and/or California Code of Regulations (CCR), and assessed using a number of methods, including valid occupational analyses, national standards, and regulatory review. CCR codes are Title 16 unless otherwise indicated.
 2. Methods used to establish passing scores vary across exam administrations, and are based on minimum competence criteria necessary for licensure.
 3. Included are costs for personnel required to perform these functions.

Section 139 Report

EXAMINATION PROGRAM				PREREQUISITES¹ for admittance to the examination			EXAMINATION VALIDATION² OA = Occupational Analysis				COSTS (INTHOUSANDS)³ ED = Examination Development EA = Examination Administration PE = Program Evaluation PO = Per Occurrence PY = Per Year			
BOARD/BUREAU/COMMITTEE	LICENSE TYPE(S)	EXAM TITLE(S)	MANDATING CODE(S)		ASSESSMENT METHOD AND FREQUENCY	YEAR OF MOST RECENT OA	OA YEAR CURRENT EXAM IS BASED	PASSING SCORE METHOD	PERIODIC ITEM ANALYSIS	OA (PO)	ED (PY)	EA (PY)	PE (PO)	
			B&P	CCR										
REAL ESTATE APPRAISERS, BUREAU OF	APPRAISER CERTIFIED RESIDENTIAL CERTIFIED GENERAL	APPRAISER LICENSE CERTIFIED RESIDENTIAL LICENSE CERTIFIED GENERAL LICENSE	11340	3621	EXTERNAL REVIEW	2014	2014	ANNUAL SME TESTING	X					
REGISTERED NURSING, BOARD OF	REGISTERED NURSE	NCLEX-RN	144 2736	1412 1426	OA: INTERNAL/ EXTERNAL REVIEW: 4 YEARS FULL EVERY 8 YEARS	2015	2015	ITEM RESPONSE THEORY	X	\$0	\$0	\$21	\$0	
RESPIRATORY CARE BOARD OF CALIFORNIA	RESPIRATORY CARE PRACTITIONER	THERAPIST MULTIPLE CHOICE CLINICAL SIMULATION	3740		OA: ONGOING INTERNAL REVIEW	2012	2012	MODIFIED ANGOFF -3 TO +3 PER OPTION SELECTED	X	\$0			\$11	
SECURITY AND INVESTIGATIVE SERVICES, BUREAU OF	ALARM COMPANY OPERATOR	ALARM COMPANY QUALIFIED MANAGER	144 7599			2017	2004			\$47	\$33	\$4.8		
	PRIVATE INVESTIGATOR	PRIVATE INVESTIGATOR QUALIFIED MANAGER	144 7525 7526 7541	601 620	INTERNAL REVIEW OF QUALIFYING EXPERIENCE/ OA ONGOING	2015	2015	MODIFIED ANGOFF	X	\$0	\$0	\$13.2	\$0	
	PRIVATE PATROL OPERATOR	PRIVATE PATROL OPERATOR QUALIFIED MANAGER	144 7582 7583			2012	2012			\$0	\$21.7	\$18.1		
	REPOSESSION AGENCY	REPOSESSION AGENCY QUALIFIED MANAGER	7503 7504	601		2017	2004			\$0	\$10.4	\$2.4		
SPEECH-LANGUAGE PATHOLOGY AND AUDIOLOGY AND HEARING AID DISPENSERS BOARD	SPEECH-LANGUAGE PATHOLOGIST	THE PRAXIS SERIES	2532.1 2532.2 2532.25	1399 152.3	OA: INTERNAL/ EXTERNAL REVIEW EVERY 5 TO 7 YEARS	2010	2010	MODIFIED TUCKER- ANGOFF		\$52	\$0	\$0	\$0	
	AUDILOGIST					2016	2008		X	\$60	\$0	\$0	\$0	
	HEARING AID DISPENSER	CALIFORNIA HEARING AID DISPENSER WRITTEN AND PRACTICAL EXAMINATIONS	2538.24 2538.25	1399.120	OA: INTERNAL/ EXTERNAL REVIEW EVERY 5 YEARS	2012	2012	MODIFIED ANGOFF		\$0	\$61	\$337	\$0	

1. Prerequisites for admittance to the examination are mandated by Business and Professions (B&P) Code and/or California Code of Regulations (CCR), and assessed using a number of methods, including valid occupational analyses, national standards, and regulatory review. CCR codes are Title 16 unless otherwise indicated.
 2. Methods used to establish passing scores vary across exam administrations, and are based on minimum competence criteria necessary for licensure.
 3. Included are costs for personnel required to perform these functions.

Section 139 Report

EXAMINATION PROGRAM				PREREQUISITES¹ for admittance to the examination			EXAMINATION VALIDATION² OA = Occupational Analysis				COSTS (INTHOUSANDS)³ ED = Examination Development EA = Examination Administration PE = Program Evaluation PO = Per Occurrence PY = Per Year			
BOARD/BUREAU/ COMMITTEE	LICENSE TYPE(S)	EXAM TITLE(S)	MANDATING CODE(S)		ASSESSMENT METHOD AND FREQUENCY	YEAR OF MOST RECENT OA	OA YEAR CURRENT EXAM IS BASED	PASSING SCORE METHOD	PERIODIC ITEM ANALYSIS	OA (PO)	ED (PY)	EA (PY)	PE (PO)	
			B&P	CCR										
STRUCTURAL PEST CONTROL BOARD	APPLICATOR	APPLICATOR	8564.5		INTERNAL/ EXTERNAL REVIEW EVERY 5 YEARS	2014	2014	SPECIFIED IN STATUTE	X	\$80	\$131	\$306	\$0	
	BRANCH 1	BRANCH 1	8563			2008	2008							
	BRANCH 2	BRANCH 2	8564			2015	2015							
	BRANCH 3	BRANCH 3	8566		2017	2008								
	BRANCH 1	BRANCH 1	8561	1934	2008	2008								
	BRANCH 2	BRANCH 2	8562		2017	2010								
BRANCH 3	BRANCH 3	8565		2008	2008									
VETERINARY MEDICAL BOARD	NAVLE	NAVLE	2010		OA; EXTERNAL REVIEW EVERY 7 YEARS	2017	2009	MODIFIED ANGOFF	X	\$0	\$0	\$0	\$0	
	VETERINARIAN	CSB	4846.1	2015	2015	2013								
			4846.2	2015.1	2015.2	2013								
			4848	2015.2	2021	2013								
	VLE	VLE	4848.1	2022	INTERNAL LAW REVIEW EVERY 1-2 YEARS	2016	NA							
			2023		2016									
VOCATIONAL NURSING AND PSYCHIATRIC TECHNICIANS, BOARD OF	CRVT	CRVT	2010		OA; INTERNAL REVIEW EVERY 5-7 YEARS; LINKAGE STUDY	2016	2010	MODIFIED ANGOFF	X	\$55	\$83	\$19	\$0	
	REGISTERED VETERINARY TECHNICIAN	VTNE	4839	2015	2012	2012								
			4841.4	2066	2068.5	2012								
			4841.5	2068.6	2068.7	2012								
	VOCATIONAL NURSE	VOCATIONAL NURSE EXAMINATION FOR PRACTICAL/ VOCATIONAL NURSES	2866 (a-d)	2516	OA; EXTERNAL REVIEW EVERY 3 YEARS	2015	2015							
2873			2516.5	2532	2015									
PSYCHIATRIC TECHNICIAN	CALIFORNIA PSYCHIATRIC TECHNICIAN LICENSURE EXAMINATION	4511 (a-d)	2575	INTERNAL REVIEW EVERY 5 YEARS	2014	2014								
		4531	2585(g)	2586	2014									

Expenditure Categories

FISCAL YEAR 2016/17 NET EXPENDITURES (IN THOUSANDS OF DOLLARS)						
Fund Number and Name	FROM FM 13 Q16 CALSTARS REPORT		FROM FM 13 Q24 CALSTARS REPORT	FROM FM 13 Q16 CALSTARS REPORT		FROM FM 13 Q16 CALSTARS REPORT
	Personal Services	Operating Expenses	Subtotal (Month 13)	Less (-) Reimbursements	Less (-) Internal Distributed Costs	Total Net Expenditures
1111 - BOARDS & BUREAUS	52,134	45,338	97,472	-821	-71	96,580
AUTOMOTIVE REPAIR, BUREAU OF	4,635	32,732	37,367	0	0	37,367
3122 ENHANCED FLEET MODERNIZATION SUBACCOUNT	505	37,095	37,600	0	0	37,600
TOTAL BAR	57,274	115,165	172,439	-821	-71	171,547
0717 CEMETERY FUND	2,064	1,270	3,334	-10	0	3,324
0750 STATE FUNERAL DIRECTORS & EMBALMERS FUND	0	0	0	0	0	0
TOTAL CFB	2,064	1,270	3,334	-10	0	3,324
ELECTRONIC & APPLIANCE REPAIR, HOME FURNISHINGS & THERMAL INSULATION, BUREAU OF	2,441	1,914	4,355	-5	-110	4,240
0325 ELECTRONIC & APPLIANCE REPAIR FUND	981	1,184	2,165	-61	-209	1,895
TOTAL BEAR/HFTI	3,422	3,098	6,520	-66	-319	6,135
0305 PRIVATE POSTSECONDARY EDUCATION ADMINISTRATION FUND	8,366	4,038	12,404	0	0	12,404
0960 STUDENT TUITION RECOVERY FUND	0	1,573	1,573	0	0	1,573
TOTAL BPE	8,366	5,611	13,977	0	0	13,977
0239 PRIVATE SECURITY SERVICES FUND	4,534	9,152	13,686	-581	-293	12,812
0769 PRIVATE INVESTIGATOR FUND	341	669	1,010	-8	0	1,002
TOTAL BSIS	4,875	9,821	14,696	-589	-293	13,814
0326 STATE ATHLETIC FUND	1,021	579	1,600	0	0	1,600
9250 BOXERS' PENSION	72	29	101	0	0	101
0492 STATE ATHLETIC COMM NEURO EXAM ACCOUNT	0	50	50	0	0	50
TOTAL CSAC	1,093	658	1,751	0	0	1,751
0735 CONTRACTORS LICENSE FUND	23,284	26,034	49,318	0	105	49,423
0093 CONSTRUCTION MANAGEMENT EDUCATION ACCOUNT (CMEA)	0	0	0	0	0	0
TOTAL CSLB	23,284	26,034	49,318	0	105	49,423

Expenditure Categories

FISCAL YEAR 2016/17 NET EXPENDITURES (IN THOUSANDS OF DOLLARS)							
1111 - BOARDS & BUREAUS	Fund Number and Name	FROM FM 13 Q16 CALSTARS REPORT			FROM FM 13 Q24 CALSTARS REPORT	FROM FM 13 Q16 CALSTARS REPORT	
		Personal Services	Operating Expenses	Subtotal (Month 13)	Less (-) Reimbursements	Less (-) Internal Distributed Costs	Total Net Expenditures
COURT REPORTERS BOARD OF CALIFORNIA	0771 COURT REPORTERS FUND	572,410	829,751	1,402,161	10	0	1,402,171
	0410 TRANSCRIPT REIMBURSEMENT FUND	0	91,433	91,433	0	0	91,433
	TOTAL CRB	572,410	921,184	1,493,594	10	0	1,493,604
DENTAL BOARD OF CALIFORNIA	3142 STATE DENTAL ASSISTANT FUND	745	1,354	2,099	-2	-26	2,071
	0741 STATE DENTISTRY FUND	5,741	5,430	11,171	-625	-57	10,489
	3039 DENTALLY UNDERSERVED ACCOUNT	0	0	0	0	0	0
	TOTAL DBC	6,486	6,784	13,270	-627	-83	12,560
PROFESSIONAL ENGINEERS, LAND SURVEYORS & GEOLOGISTS, BOARD FOR	0770 PROFESSIONAL ENGINEERS & LAND SURVEYORS FUND	2,997	5,455	8,452	0	42	8,494
	0205 GEOLOGY & GEOPHYSICS FUND	0	0	0	0	0	0
	TOTAL BPELSG	2,997	5,455	8,452	0	42	8,494
MEDICAL BOARD OF CALIFORNIA	0758 CONTINGENT FUND OF THE MEDICAL BOARD	15,547	43,261	58,808	-361	-418	58,029
	0210 OUTPATIENT SETTING FUND OF THE MED BOARD	0	0	0	0	0	0
	0755 LICENSED MIDWIFERY FUND	0	13	13	0	0	13
	TOTAL MBC	15,547	43,274	58,821	-361	-418	58,042
OPTOMETRY, CALIFORNIA STATE BOARD OF	0763 STATE OPTOMETRY FUND	823	803	1,626	-22	-12	1,592
	0175 DISPENSING OPTICIANS FUND	38	135	173	-10	-2	161
	TOTAL OPTOMETRY BOARD OF CALIFORNIA	861	938	1,799	-32	-14	1,753
STRUCTURAL PEST CONTROL BOARD	0399 SPC EDUCATION & ENFORCEMENT FUND	92	150	242	0	0	242
	0775 STRUCTURAL PEST CONTROL FUND	2,328	2,088	4,416	1	0	4,417
	TOTAL SPCB	2,420	2,238	4,658	1	0	4,659
VOCATIONAL NURSING & PSYCHIATRIC TECHNICIANS, BOARD OF	0779 VOCATIONAL NURSING & PSYCHIATRIC TECHNICIANS FUND	5,862	6,755	12,617	-314	0	12,303
	0780 PSYCHIATRIC TECHNICIANS ACCOUNT	0	0	0	0	0	0
	TOTAL BVNPT	5,862	6,755	12,617	-314	0	12,303
ARBITRATION CERTIFICATION PROGRAM	0166 CERTIFICATION ACCOUNT	868	308	1,176	0	0	1,176
PROFESSIONAL FIDUCIARIES BUREAU	3108 PROFESSIONAL FIDUCIARY FUND	225	255	480	-1	0	479
BUREAU OF REAL ESTATE APPRAISERS	0400 REAL ESTATE APPRAISERS FUND	3,433	1,715	5,148	2	0	5,150

Expenditure Categories

FISCAL YEAR 2016/17 NET EXPENDITURES (IN THOUSANDS OF DOLLARS)									
1111 - BOARDS & BUREAUS	Fund Number and Name	FROM FM 13 016 CALSTARS REPORT			FROM FM 13 024 CALSTARS REPORT		FROM FM 13 016 CALSTARS REPORT		Total Net Expenditures
		Personal Services	Operating Expenses	Subtotal (Month 13)	Less (-) Reimbursements	Less (-) Internal Distributed Costs			
BUREAU OF REAL ESTATE	0317 REAL ESTATE FUND	32,443	17,868	50,311	13	0	0	50,324	
TELEPHONE MEDICAL ADVICE SERVICES BUREAU	0459 TELEPHONE MEDICAL ADVICE SERVICES FUND	58	31	89	0	0	0	89	
ACCOUNTANCY, CALIFORNIA BOARD OF	0704 ACCOUNTANCY FUND	8,820	5,431	14,251	-347	0	0	13,904	
ACUPUNCTURE BOARD	0108 ACUPUNCTURE FUND	909	2,330	3,239	2	0	0	3,241	
CALIFORNIA ARCHITECTS BOARD	0706 CALIFORNIA ARCHITECTS BOARD FUND	2,065	1,492	3,557	-40	-26	-26	3,491	
BARBERING & COSMETOLOGY, BOARD OF	0069 BARBERING & COSMETOLOGY FUND	7,396	14,035	21,431	-88	-289	-289	21,054	
BEHAVIORAL SCIENCE, BOARD OF	0773 BEHAVIORAL SCIENCE EXAMINERS FUND	4,735	6,923	11,658	-190	0	0	11,468	
BOARD OF CHIROPRACTIC EXAMINERS	0152 CHIROPRACTIC EXAMINERS FUND	1,862	2,034	3,896	116	0	0	4,012	
DENTAL HYGIENE COMMITTEE	3140 STATE DENTAL HYGIENE FUND	829	757	1,586	-21	-14	-14	1,551	
GUIDE DOGS FOR THE BLIND, STATE BOARD OF	0024 STATE BOARD OF GUIDE DOGS FOR THE BLIND FUND	106	39	145	0	0	0	145	
LANDSCAPE ARCHITECTS TECHNICAL COMMITTEE	0757 LANDSCAPE ARCHITECTS FUND	349	308	657	0	0	0	657	
NATUROPATHIC MEDICINE COMMITTEE	3069 NATUROPATHIC DOCTOR'S FUND	217	96	313	-5	0	0	308	
OCCUPATIONAL THERAPY, CALIFORNIA BOARD OF	3017 OCCUPATIONAL THERAPY FUND	883	956	1,839	0	0	0	1,839	
OSTEOPATHIC MEDICAL BOARD OF CALIFORNIA	0264 OSTEOPATHIC MEDICAL BOARD OF CALIFORNIA CONTINGENT FUND	1,113	1,112	2,225	-128	0	0	2,097	
PHARMACY, CALIFORNIA STATE BOARD OF	0767 PHARMACY BOARD CONTINGENT FUND	13,556	8,519	22,075	-1,574	0	0	20,501	
PHYSICAL THERAPY BOARD	0759 PHYSICAL THERAPY FUND	2,071	2,859	4,930	-187	0	0	4,743	
PHYSICIAN ASSISTANT BOARD	0280 PHYSICIAN ASSISTANT FUND	409	1,311	1,720	-82	-6	-6	1,632	
PODIATRIC MEDICINE, CALIFORNIA BOARD OF	0295 BOARD OF PODIATRIC MEDICINE FUND	423	564	987	-86	0	0	901	
PSYCHOLOGY, BOARD OF	0310 PSYCHOLOGY FUND	2,110	2,663	4,773	-188	0	0	4,585	
REGISTERED NURSING, BOARD OF	0761 BOARD OF REGISTERED NURSING FUND	14,904	28,313	43,217	-1,014	0	0	42,203	
RESPIRATORY CARE BOARD	0319 RESPIRATORY CARE FUND	1,693,106	1,524,858	3,217,964	152	0	0	3,218,116	
SPEECH-LANGUAGE PATHOLOGY & AUDIOLOGY & HEARING AID DISPENSERS BOARD	0376 SPEECH-LANGUAGE PATHOLOGY & AUDIOLOGY & HEARING AID DISPENSERS FUND	847	1,055	1,902	-33	0	0	1,869	
VETERINARY MEDICAL BOARD	0777 VETERINARY MEDICAL BOARD CONTINGENT FUND	1,819	3,301	5,120	1	0	0	5,121	
DCA - TOTAL		2,502,517	2,777,418	5,279,935	-6,507	-1,386	-1,386	5,272,042	

Fund Conditions

FISCAL YEAR 2016/17 FUND CONDITIONS (IN THOUSANDS OF DOLLARS)

From General Ledger Fund Conditions

1111 - BOARDS & BUREAUS	Fund Number and Name	Total Reserves July 1 [a]	Total Revenues	Transfers	Total Expenditures [b]	Reserve June 30	Estimated Months of Reserve
AUTOMOTIVE REPAIR, BUREAU OF	0421 VEHICLE INSPECTION AND REPAIR FUND	100,497	130,710	10,000	122,169	119,038	10.7
	0582 HIGH POLLUTER REPAIR OR REMOVAL ACCOUNT	37,825	47,472	0	37,417	47,880	14.2
	3122 ENHANCED FLEET MODERNIZATION SUBACCOUNT	30,699	33,785	10,000	45,049	29,435	8.8
CEMETERY AND FUNERAL BUREAU	0717 CEMETERY & FUNERAL FUND	3,408	3,812	0	3,649	3,571	9.4
	0750 STATE FUNERAL DIRECTORS AND EMBALMERS FUND	1,516	0	0	3	1,513	N/A
ELECTRONIC AND APPLIANCE REPAIR, HOME FURNISHINGS AND THERMAL INSULATION, BUREAU OF	0325 ELECTRONIC AND APPLIANCE REPAIR FUND	2,447	2,736	0	2,335	2,848	12.0
	0752 HOME FURNISHINGS AND THERMAL INSULATION FUND	3,022	4,768	0	4,736	3,054	7.2
PRIVATE POSTSECONDARY EDUCATION, BUREAU FOR	0305 PRIVATE POSTSECONDARY EDUCATION ADMINISTRATION FUND	7,014	11,991	3,000	13,427	8,578	5.7
	0960 STUDENT TUITION RECOVERY FUND	28,496	350	0	1,573	27,273	N/A
SECURITY AND INVESTIGATIVE SERVICES, BUREAU OF	0239 PRIVATE SECURITY SERVICES FUND	14,954	11,006	0	13,782	12,178	9.5
	0769 PRIVATE INVESTIGATOR FUND	474	671	750	1,055	840	9.0
ATHLETIC COMMISSION, CALIFORNIA STATE	0326 STATE ATHLETIC FUND	1,044	1,562	0	1,679	927	6.3
	0492 STATE ATHLETIC COMM NEURO EXAM ACCOUNT	621	13	0	56	578	126.1
CONTRACTORS STATE LICENSE BOARD	9250 BOXERS' PENSION FUND	63	341	0	351	53	6.1
	0735 CONTRACTORS LICENSE FUND	18,971	60,078	0	62,867	16,182	2.8
COURT REPORTERS BOARD OF CALIFORNIA	0093 CONSTRUCTION MANAGEMENT EDUCATION ACCOUNT (CMEA)	160	89	0	0	249	20.8
	0771 COURT REPORTERS FUND	1,123	929	-300	1,150	602	5.9
DENTAL ASSISTANT PROGRAM	0410 TRANSCRIPT REIMBURSEMENT FUND	-49	1	300	105	147	20.1
	3142 STATE DENTAL ASSISTANT FUND	2,656	1,661	0	2,197	2,120	9.5
DENTAL BOARD OF CALIFORNIA	0741 STATE DENTISTRY FUND	6,491	11,107	0	11,209	6,389	5.5
	3039 DENTALLY UNDERSERVED ACCOUNT	1,552	11	0	6	1,557	N/A
PROFESSIONAL ENGINEERS, LAND SURVEYORS, & GEOLOGISTS, BOARD FOR	0770 PROFESSIONAL ENGINEERS AND LAND SURVEYORS FUND	8,271	8,988	3,200	10,417	10,042	9.7
	0205 GEOLOGY AND GEOPHYSICS FUND	1,131	0	0	0	1,131	0.0
MEDICAL BOARD OF CALIFORNIA	0210 OUTPATIENT SETTING FUND OF THE MEDICAL BOARD OF CA	335	115	0	1	449	192.4
	0755 LICENSED MIDWIFERY FUND	327	50	0	14	363	290.4
0758 CONTINGENT FUND OF THE MEDICAL BOARD OF CA		27,244	58,863	6,000	63,377	28,730	5.4

[a] Total Reserves July 1 includes prior year adjustment.

[b] Expenditures in fund conditions include SCO and/or other charges that are direct transfers against each fund.

Fund Conditions

FISCAL YEAR 2016/17 FUND CONDITIONS (IN THOUSANDS OF DOLLARS)		From General Ledger Fund Conditions					
1111 - BOARDS & BUREAUS	Fund Number and Name	Total Reserves July 1 [a]	Total Revenues	Transfers	Total Expenditures [b]	Reserve June 30	Estimated Months of Reserve
OPTOMETRY, CALIFORNIA STATE BOARD OF	0763 STATE OPTOMETRY FUND	1,910	2,071	1,000	1,703	3,278	17.7
	0175 DISPENSING OPTICIANS FUND	158	271	0	169	260	7.8
STRUCTURAL PEST CONTROL BOARD	0168 SPCB RESEARCH FUND	737	149	0	0	886	N/A
	0399 SPCB EDUCATION & ENFORCEMENT FUND	747	431	0	260	918	27.3
	0775 SPC FUND	2,176	4,566	0	4,588	2,154	5.0
VOCATIONAL NURSING AND PSYCHIATRIC TECHNICIANS, BOARD OF	0779 VOCATIONAL NURSING AND PSYCHIATRIC TECHNICIANS FUND	12,618	12,097	0	12,789	11,926	8.9
	0780 PSYCHIATRIC TECHNICIANS ACCOUNT	1,067	0	0	3	1,064	0.0
ARBITRATION CERTIFICATION PROGRAM	0166 CERTIFICATION ACCOUNT	1,164	1,264	0	1,268	1,160	10.8
PROFESSIONAL FIDUCIARIES BUREAU	3108 PROFESSIONAL FIDUCIARY FUND	220	534	0	534	220	4.7
BUREAU OF REAL ESTATE APPRAISERS	0400 REAL ESTATE APPRAISERS FUND	8,712	3,613	3,000	5,582	9,743	19.7
BUREAU OF REAL ESTATE	0317 REAL ESTATE FUND	45,089	52,199	0	53,969	43,319	9.4
TELEPHONE MEDICAL ADVICE SERVICES BUREAU	0459 TELEPHONE MEDICAL ADVICE SERVICES FUND	1,096	54	0	103	1,047	N/A
ACCOUNTANCY, CALIFORNIA BOARD OF	0704 ACCOUNTANCY FUND	12,903	12,572	21,000	14,686	31,789	26.9
ACUPUNCTURE BOARD	0108 ACUPUNCTURE FUND	1,386	2,742	4,000	3,468	4,660	15.9
ARCHITECTS BOARD, CALIFORNIA	0706 CALIFORNIA ARCHITECTS BOARD FUND	5,658	3,005	0	3,694	4,969	15.2
BARBERING AND COSMETOLOGY, BOARD OF	0069 BARBERING & COSMETOLOGY FUND	19,351	23,642	0	22,426	20,567	10.4
BEHAVIORAL SCIENCE, BOARD OF	0773 BEHAVIORAL SCIENCE EXAMINERS FUND	7,752	9,848	0	11,953	5,647	5.7
BOARD OF CHIROPRACTIC EXAMINERS	0152 CHIROPRACTIC EXAMINERS FUND	2,514	3,479	0	3,970	2,023	5.6
DENTAL HYGIENE COMMITTEE	3140 STATE DENTAL HYGIENE COMMITTEE	1,846	1,821	0	1,653	2,014	11.4
GUIDE DOGS FOR THE BLIND, STATE BOARD OF	0024 STATE BOARD OF GUIDE DOGS FOR THE BLIND FUND	82	166	0	155	93	9.4
LANDSCAPE ARCHITECTS TECHNICAL COMMITTEE	0757 LANDSCAPE ARCHITECTS FUND	2,299	519	0	716	2,102	24.3
NATUROPATHIC MEDICINE COMMITTEE	3069 NATUROPATHIC DOCTOR'S FUND	511	351	0	330	532	14.7
OCCUPATIONAL THERAPY, CALIFORNIA BOARD OF	3017 OCCUPATIONAL THERAPY FUND	3,029	1,416	0	1,857	2,588	13.4
OSTEOPATHIC MEDICAL BOARD OF CALIFORNIA	0264 OSTEOPATHIC MEDICAL BOARD OF CALIFORNIA CONTINGENT FUND	3,058	2,271	0	2,193	3,136	15.6

[a] Total Reserves July 1 includes prior year adjustment.

[b] Expenditures in fund conditions include SCO and/or other charges that are direct transfers against each fund.

Fund Conditions

FISCAL YEAR 2016/17 FUND CONDITIONS (IN THOUSANDS OF DOLLARS)		From General Ledger Fund Conditions					
1111 - BOARDS & BUREAUS	Fund Number and Name	Total Reserves July 1 [a]	Total Revenues	Transfers	Total Expenditures [b]	Reserve June 30	Estimated Months of Reserve
	0767 PHARMACY BOARD CONTINGENT FUND	10,675	19,102	0	21,693	8,084	4.1
	0759 PHYSICAL THERAPY FUND	1,486	5,553	0	4,961	2,078	4.9
	0280 PHYSICIAN ASSISTANT FUND	1,764	1,821	0	1,712	1,873	12.9
	0295 BOARD OF PODIATRIC MEDICINE FUND	992	947	0	964	975	7.5
	0310 PSYCHOLOGY FUND	4,777	4,337	0	4,817	4,297	9.8
	0761 BOARD OF REGISTERED NURSING FUND	10,310	42,483	0	42,827	9,966	2.8
	0319 RESPIRATORY CARE FUND	1,858	2,725	0	3,248	1,335	4.1
	0376 SPEECH-LANGUAGE PATHOLOGY & AUDIOLOGY & HEARING AID DISP. FUND	1,844	2,077	0	1,924	1,997	11.5
	0777 VETERINARY MEDICAL BOARD FUND	2,840	4,203	0	5,221	1,822	4.4

[a] Total Reserves July 1 includes prior year adjustment.

[b] Expenditures in fund conditions include SCO and/or other charges that are direct transfers against each fund.

Revenue Sources

FISCAL YEAR 2016/17 REVENUE CATEGORIES (IN THOUSANDS)									
Fund Number and Name	Other Motor Vehicle Fees (114300)	Division of Real Estate Examination (123400)	Division of Real Estate License Fees (123500)	Sub-division Filing Fees (123600)	Other Licensing and Regulatory Fees, Fines, & Penalties (125600)	Initial Licensing Fees (125700)	Renewal Fees (125800)	Delinquent Fees (125900)	
0421 VEHICLE INSPECTION & REPAIR FUND	0	0	0	0	1,793	118,217	7,742	234	
0582 HIGH POLLUTER REPAIR OR REMOVAL ACCOUNT	0	0	0	0	536	46,624	0	0	
3122 ENHANCED FLEET MODERNIZATION SUBACCOUNT	33,274	0	0	0	0	0	0	0	
TOTAL BAR	33,274	0	0	0	2,329	164,841	7,742	234	
0717 CEMETERY FUND	0	0	0	0	2,160	187	1,380	46	
0750 STATE FUNERAL DIRECTORS & EMBALMERS FUND	0	0	0	0	0	0	0	0	
TOTAL CEMETERY FUNERAL BUREAU	0	0	0	0	2,160	187	1,380	46	
0325 ELECTRONIC & APPLIANCE REPAIR FUND	0	0	0	0	25	355	2,231	90	
0752 HOME FURNISHINGS & THERMAL INSULATION FUND	0	0	0	0	135	1,119	3,354	107	
TOTAL BEAR/HFTI	0	0	0	0	160	1,474	5,585	197	
0305 PRIVATE POSTSECONDARY EDUCATION ADMINISTRATION FUND	0	0	0	0	824	273	10,395	364	
0960 STUDENT TUITION RECOVERY FUND	0	0	0	0	0	0	0	0	
TOTAL BPPE	0	0	0	0	824	273	10,395	364	
0239 PRIVATE SECURITY SERVICES FUND	0	0	0	0	443	4,871	5,300	286	
0769 PRIVATE INVESTIGATOR FUND	0	0	0	0	4	72	540	24	
TOTAL BSIS	0	0	0	0	447	4,943	5,840	310	
0326 STATE ATHLETIC FUND	0	0	0	0	1,264	214	73	0	
0492 STATE ATHLETIC COMM NEURO EXAM ACCOUNT	0	0	0	0	12	0	0	0	
9250 BOXERS' PENSION FUND	0	0	0	0	0	0	0	0	
TOTAL CSAC	0	0	0	0	1,276	214	73	0	
0735 CONTRACTORS' LICENSE FUND	0	0	0	0	116	12,590	42,431	2,511	
0093 CONSTRUCTION MANAGEMENT EDUCATION ACCOUNT (CMEA)	0	0	0	0	0	88	0	0	
TOTAL CONTRACTORS STATE LICENSE BOARD	0	0	0	0	116	12,678	42,431	2,511	
0771 COURT REPORTERS FUND	0	0	0	0	14	40	846	16	
0410 TRANSCRIPT REIMBURSEMENT FUND	0	0	0	0	0	0	0	0	
TOTAL COURT REPORTERS BOARD	0	0	0	0	14	40	846	16	
3142 STATE DENTAL ASSISTANT FUND	0	0	0	0	11	312	1,245	69	
0741 STATE DENTISTRY FUND	0	0	0	0	54	1,134	9,697	89	
3039 DENTALLY UNDERSERVED ACCOUNT	0	0	0	0	0	0	0	0	
TOTAL DENTAL BOARD OF CALIFORNIA	0	0	0	0	65	1,446	10,942	158	
0770 PROFESSIONAL ENGINEERS & LAND SURVEYORS FUND	0	0	0	0	139	2,423	6,189	91	
0205 GEOLOGY & GEOPHYSICS FUND	0	0	0	0	0	0	0	0	
TOTAL BPELSG	0	0	0	0	139	2,423	6,189	91	
0210 OUTPATIENT SETTING FUND OF THE MED BOARD OF CA	0	0	0	0	0	0	112	0	
0755 LICENSED MIDWIFERY FUND	0	0	0	0	0	11	35	1	
0758 MEDICAL BOARD OF CALIFORNIA FUND	0	0	0	0	665	7,558	48,799	139	
TOTAL MEDICAL BOARD OF CALIFORNIA	0	0	0	0	665	7,569	48,946	140	

	Misc. Revenue From Local Agencies (131700)	Sale of Documents (141200)	Misc. Services to the Public (142500)	Interest Earned (150300)	Interest Income from Interfund Loans (150500)	Attorney General Proceeds (160100)	Escheats (160800, 161000, 261900)	Other Revenue, Cost Recoveries (161900)	Penalty Assessments (164300)	Misc./ Other Revenue	STRF Assessment 6805	Total
	0	1	0	711	1,981	0	22	0	0	9	0	130,710
	0	0	0	304	0	0	6	0	0	1	0	47,471
	0	0	0	191	320	0	0	0	0	0	0	33,785
	0	1	0	1,206	2,301	0	28	0	0	10	0	211,966
	0	0	0	35	0	0	0	0	0	1	0	3,809
	0	0	0	0	0	0	0	0	0	0	0	0
	0	0	0	35	0	0	0	0	0	1	0	3,809
	0	0	0	15	0	0	19	0	0	1	0	2,736
	0	0	0	19	0	0	35	0	0	0	0	4,769
	0	0	0	34	0	0	54	0	0	1	0	7,505
	0	0	5	52	55	0	4	0	0	19	0	11,991
	0	0	0	204	0	0	5	0	0	121	20	350
	0	0	5	256	55	0	9	0	0	140	20	12,341
	0	0	1	88	0	0	8	0	0	9	0	11,006
	0	0	0	10	16	0	4	0	0	1	0	671
	0	0	1	98	16	0	12	0	0	10	0	11,677
	0	0	0	9	0	0	0	0	0	2	0	1,562
	0	0	0	2	0	0	0	0	0	0	0	14
	0	0	0	0	0	0	0	0	0	341	0	341
	0	0	0	11	0	0	0	0	0	343	0	1,917
	0	0	85	117	0	0	36	0	2,176	16	0	60,078
	0	0	0	2	0	0	0	0	0	0	0	90
	0	0	85	119	0	0	36	0	2,176	16	0	60,168
	0	0	0	13	0	0	0	0	0	0	0	929
	0	0	0	0	0	0	0	0	0	0	0	0
	0	0	0	13	0	0	0	0	0	0	0	929
	0	3	1	19	0	0	0	0	0	1	0	1,661
	0	0	64	54	0	0	12	0	0	3	0	11,107
	0	0	0	11	0	0	0	0	0	0	0	11
	0	3	65	84	0	0	12	0	0	4	0	12,779
	0	0	0	61	70	0	14	0	0	1	0	8,988
	0	0	0	0	0	0	0	0	0	0	0	0
	0	0	0	61	70	0	14	0	0	1	0	8,988
	0	0	0	3	0	0	0	0	0	0	0	115
	0	0	0	3	0	0	0	0	0	0	0	50
	0	3	0	271	1,396	0	31	0	0	1	0	58,863
	0	3	0	277	1,396	0	31	0	0	1	0	59,028

Revenue Sources

FISCAL YEAR 2016/17 REVENUE CATEGORIES (IN THOUSANDS)									
Fund Number and Name	Other Motor Vehicle Fees (114300)	Division of Real Estate Examination (123400)	Division of Real Estate License Fees (123500)	Sub-division Filing Fees (123600)	Other Licensing and Regulatory Fees, Fines, & Penalties (125600)	Initial Licensing Fees (125700)	Renewal Fees (125800)	Delinquent Fees (125900)	
0763 STATE OPTOMETRY FUND	0	0	0	0	19	132	1,676	12	
0175 DISPENSING OPTICIANS FUND	0	0	0	0	1	77	185	7	
TOTAL OPTOMETRY BOARD OF CALIFORNIA	0	0	0	0	20	209	1,861	19	
0168 SPCB RESEARCH FUND	0	0	0	0	143	0	0	0	
0399 SPCB EDUCATION & ENFORCEMENT FUND	0	0	0	0	424	0	0	0	
0775 SPC FUND	0	0	0	0	3,649	669	220	5	
TOTAL SPCB	0	0	0	0	4,216	669	220	5	
0779 VOCATIONAL NURSE EXAMINERS FUND	0	0	0	0	324	3,243	8,241	167	
0780 PSYCHIATRIC TECHNICIANS ACCOUNT	0	0	0	0	0	0	0	0	
TOTAL BVNPT	0	0	0	0	324	3,243	8,241	167	
0166 CERTIFICATION ACCOUNT	0	0	0	0	1,257	0	0	0	
3108 PROFESSIONAL FIDUCIARY FUND	0	0	0	0	2	98	430	2	
0400 REAL ESTATE APPRAISERS FUND	0	0	2,596	0	0	206	0	0	
0317 REAL ESTATE FUND	0	4,206	37,641	8,299	0	142	0	0	
0459 TELEPHONE MEDICAL ADVICE SERVICES FUND	0	0	0	0	0	23	24	0	
0704 ACCOUNTANCY FUND	0	0	0	0	151	4,401	5,026	214	
0108 ACUPUNCTURE FUND	0	0	0	0	53	651	1,925	13	
0706 CALIFORNIA ARCHITECTS BOARD FUND	0	0	0	0	1	426	2,510	30	
0069 BARBERING & COSMETOLOGY FUND	0	0	0	0	5,978	4,501	11,844	1,143	
0773 BEHAVIORAL SCIENCE EXAMINERS FUND	0	0	0	0	181	4,345	5,162	99	
0152 CHIROPRACTIC EXAMINERS FUND	0	0	0	0	28	166	3,231	35	
3140 STATE DENTAL HYGIENE COMMITTEE	0	0	0	0	15	185	1,557	27	
0024 STATE BOARD OF GUIDE DOGS FOR THE BLIND FUND	0	0	0	0	0	2	163	0	
0757 LANDSCAPE ARCHITECTS FUND	0	0	0	0	9	91	392	11	
3069 NATUROPATHIC DOCTOR'S FUND	0	0	0	0	0	104	241	1	
3017 OCCUPATIONAL THERAPY FUND	0	0	0	0	31	279	1,035	21	
0264 OSTEOPATHIC MED BD OF CA FUND	0	0	0	0	37	406	1,787	17	
0767 PHARMACY BOARD CONTINGENT FUND	0	0	0	0	2,448	3,843	12,419	189	
0759 PHYSICAL THERAPY FUND	0	0	0	0	102	1,056	4,326	33	
0280 PHYSICIAN ASSISTANT FUND	0	0	0	0	9	256	1,534	4	
0295 BOARD OF PODIATRIC MEDICINE FUND	0	0	0	0	6	102	828	3	
0310 PSYCHOLOGY FUND	0	0	0	0	164	588	3,533	13	
0761 BOARD OF REGISTERED NURSING FUND	0	0	0	0	2,126	7,256	32,283	627	
0319 RESPIRATORY CARE FUND	0	0	0	0	73	357	2,199	80	
0376 SPEECH-LANGUAGE PATHOLOGY & AUDIOLOGY FUND	0	0	0	0	135	468	1,429	22	
0777 VETERINARY MEDICAL BOARD FUND	0	0	0	0	83	1,302	2,778	14	
DCA TOTAL	33,274	4,206	40,237	8,299	25,644	231,463	247,347	6,856	

	Misc. Revenue From Local Agencies (131700)	Sale of Documents (141200)	Misc. Services to the Public (142500)	Interest Earned (150300)	Interest Income from Interfund Loans (150500)	Attorney General Proceeds (160100)	Escheats (160800, 161000, 261900)	Other Revenue, Cost Recoveries (161900)	Penalty Assessments (164300)	Misc./ Other Revenue	STRF Assessment 6805	Total
	0	0	2	23	206	0	1	0	0	0	0	2,071
	0	0	0	1	0	0	0	0	0	0	0	271
	0	0	2	24	206	0	1	0	0	0	0	2,342
	0	0	0	6	0	0	0	0	0	0	0	149
	0	0	0	7	0	0	0	0	0	0	0	431
	0	3	2	15	0	0	2	0	0	1	0	4,566
	0	3	2	28	0	0	2	0	0	1	0	5,146
	0	0	2	103	0	0	8	0	0	8	0	12,097
	0	0	0	0	0	0	0	0	0	0	0	0
	0	0	2	103	0	0	8	0	0	8	0	12,097
	0	0	0	7	0	0	0	0	0	0	0	1,264
	0	0	0	2	0	0	0	0	0	0	0	534
	0	2	0	56	0	0	0	0	99	55	0	3,014
	0	10	185	271	0	12	0	815	602	17	0	52,200
	0	0	0	8	0	0	0	0	0	0	0	55
	0	0	3	99	2,667	0	8	0	0	3	0	12,572
	0	0	0	11	87	0	2	0	0	0	0	2,742
	0	0	0	36	0	2	0	0	0	1	0	3,006
	0	0	0	150	0	0	13	0	0	13	0	23,642
	0	0	0	53	0	0	4	0	0	4	0	9,848
	0	0	0	19	0	0	0	0	0	1	0	3,480
	0	0	2	15	0	0	0	0	0	20	0	1,821
	0	0	0	1	0	0	0	0	0	0	0	166
	0	0	0	16	0	0	0	0	0	0	0	519
	0	0	0	4	0	0	0	0	0	0	0	350
	0	0	27	22	0	0	1	0	0	0	0	1,416
	0	0	0	23	0	0	1	0	0	0	0	2,271
	3	1	0	77	0	0	115	0	0	7	0	19,102
	0	0	0	33	0	0	4	0	0	0	0	5,554
	0	0	0	17	0	0	1	0	0	0	0	1,821
	0	0	0	8	0	0	0	0	0	0	0	947
	0	0	0	38	0	0	0	0	0	1	0	4,337
	0	0	84	82	0	0	16	0	0	9	0	42,483
	0	0	0	15	0	0	0	0	0	0	0	2,724
	0	0	0	15	0	0	8	0	0	0	0	2,077
	0	1	1	20	0	0	4	0	0	0	0	4,203
	3	24	464	3,447	6,798	14	384	815	2,877	667	20	612,840



STATE OF CALIFORNIA

dca

DEPARTMENT OF CONSUMER AFFAIRS

DCA | HEADQUARTERS

1625 NORTH MARKET BLVD.

SACRAMENTO, CALIFORNIA 95834

(800) 952-5210 www.dca.ca.gov

PDE 17_173

