

Medical Board of California

Performance Measures

Q3 Report (January - March 2011)

To ensure stakeholders can review the Board's progress toward meeting its enforcement goals and targets, we have developed a transparent system of performance measurement. These measures will be posted publicly on a quarterly basis.

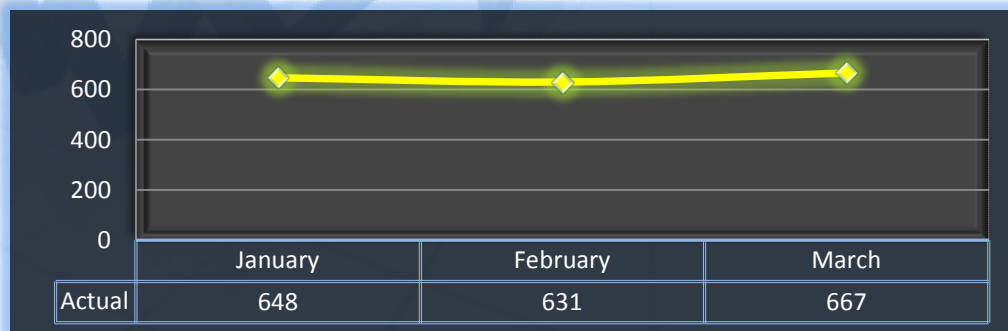
In future reports, the Department will request additional measures, such as consumer satisfaction. These additional measures are being collected internally at this time and will be released once sufficient data is available.

Number of complaints and convictions received.

Q3 Total: 1,946

Complaints: 1,860 Convictions: 86

Q3 Monthly Average: 649

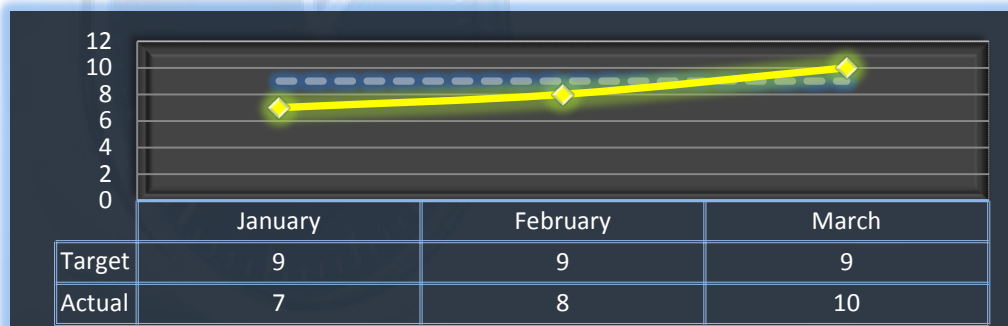


Intake

Average cycle time from complaint receipt, to the date the complaint was assigned to an investigator.

Target: 9 Days

Q3 Average: 8 Days

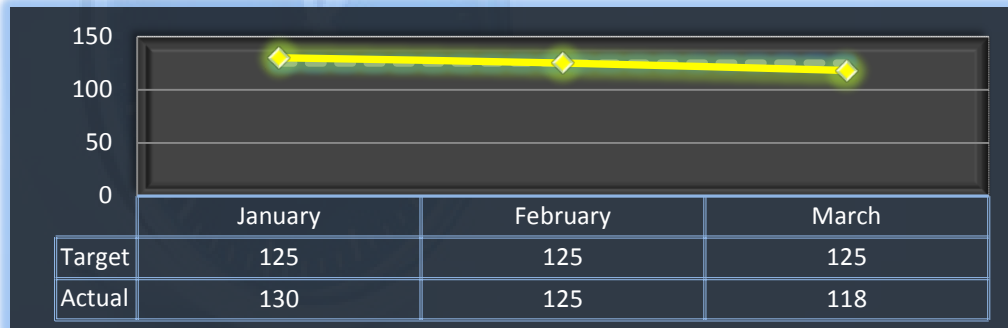


Intake & Investigation

Average cycle time from complaint receipt to closure of the investigation process. Does not include cases sent to the Attorney General or other forms of formal discipline.

Target: 125 Days

Q3 Average: 124 Days

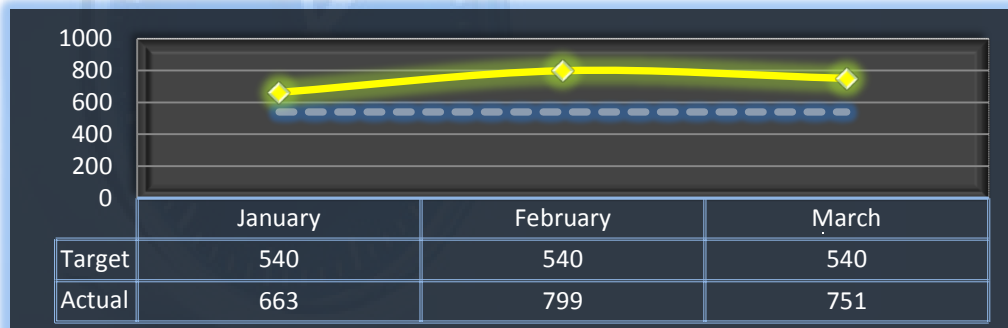


Formal Discipline/ Administrative Action

Average cycle time to complete the entire enforcement process for those cases closed by the AG's office after referral by the program. Does not include declined, withdrawn or dismissed cases.

Target: 540 Days

Q3 Average: 735 Days

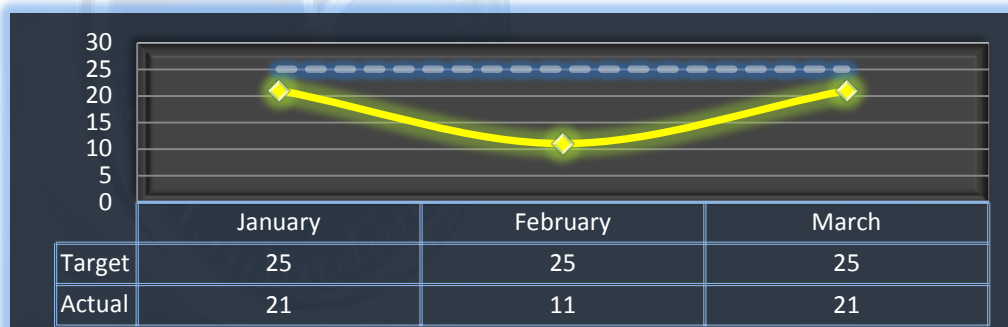


Probation Intake

Average number of days from monitor assignment, to the date the monitor makes first contact with the probationer.

Target: 25 Days

Q3 Average: 18 Days



Probation Violation Response

Average number of days from the date a violation of probation is reported, to the date the assigned monitor initiates appropriate action.

Target: 10 Days

Q3 Average: N/A

The Board did not report any probation violation data this quarter.