

Dental Hygiene Committee of California

Performance Measures

Annual Report (2011 – 2012 Fiscal Year)

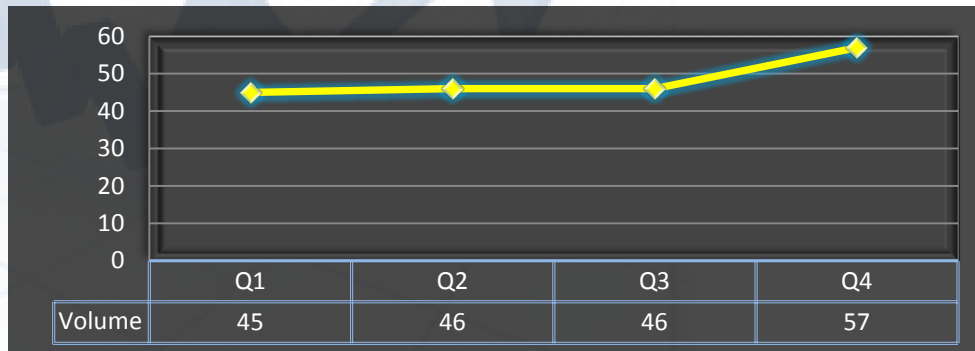
To ensure stakeholders can review the Committee's progress in meeting its enforcement goals and targets, we have developed a transparent system of performance measurement. These measures are posted publicly on a quarterly basis.

This annual report represents the culmination of the four quarters worth of data.

Volume

Number of complaints and convictions received.

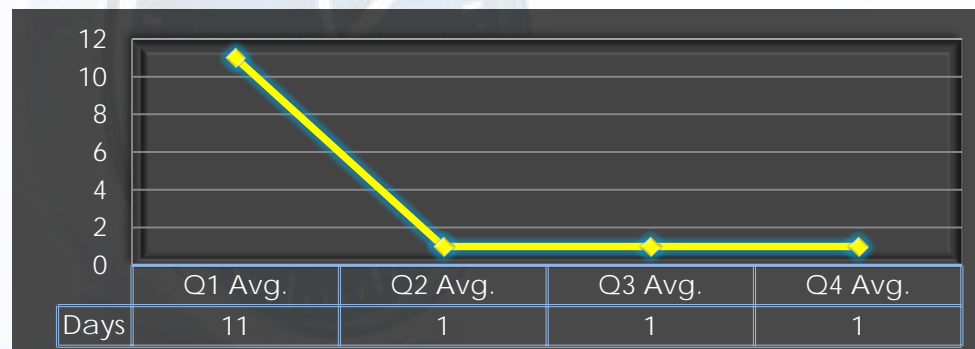
The Committee had an annual total of 194 this fiscal year.



Intake

Average cycle time from complaint receipt, to the date the complaint was assigned to an investigator.

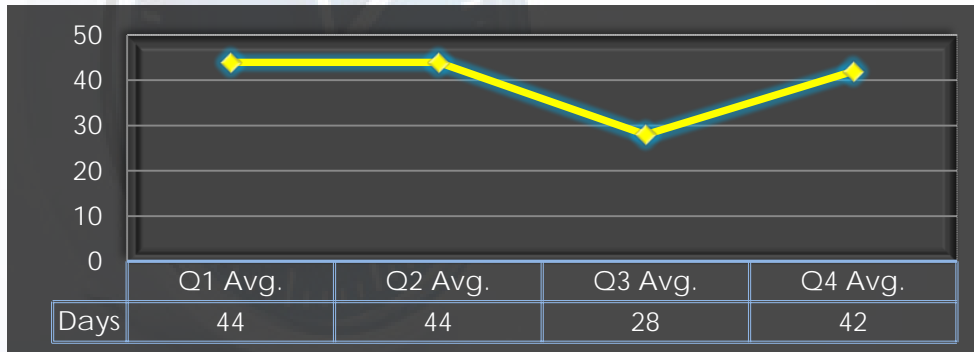
The Committee has set a target of 30 days for this measure.



Intake & Investigation

Average cycle time from complaint receipt to closure of the investigation process. Does not include cases sent to the Attorney General or other forms of formal discipline.

The Committee has set a target of 120 days for this measure.



Formal Discipline

Average number of days to complete the entire enforcement process for cases resulting in formal discipline. (Includes intake and investigation by the Committee, and prosecution by the AG)

The Committee has set a target of 540 days for this measure.

