

## Performance Measures

### Q2 Report (October - December 2011)

To ensure stakeholders can review the Board's progress in meeting its enforcement goals and targets, we have developed a transparent system of performance measurement. These measures will be posted publicly on a quarterly basis.

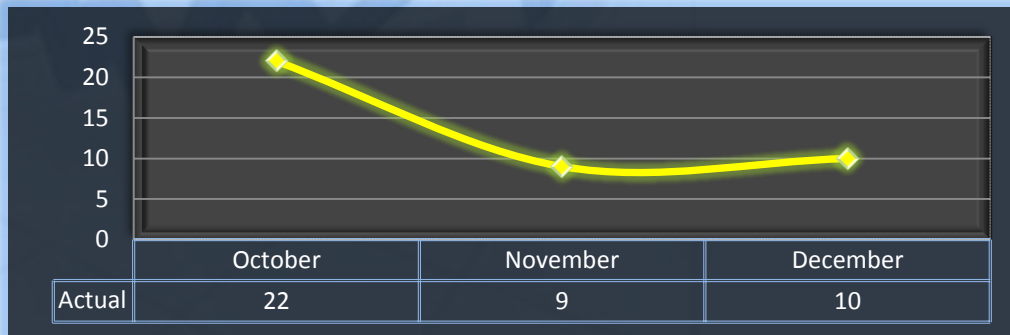
#### Volume

Number of complaints and convictions received.

**Q2 Total: 41**

*Complaints: 23 Convictions: 18*

**Q2 Monthly Average: 13**

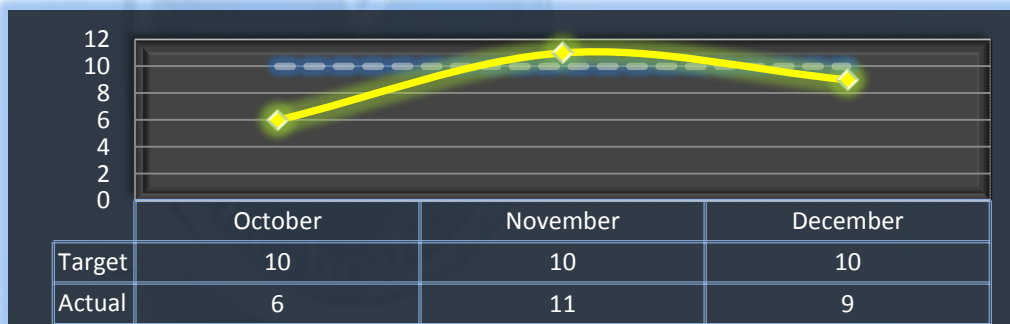


#### Intake

Average cycle time from complaint receipt, to the date the complaint was assigned to an investigator.

**Target: 10 Days**

**Q2 Average: 8 Days**

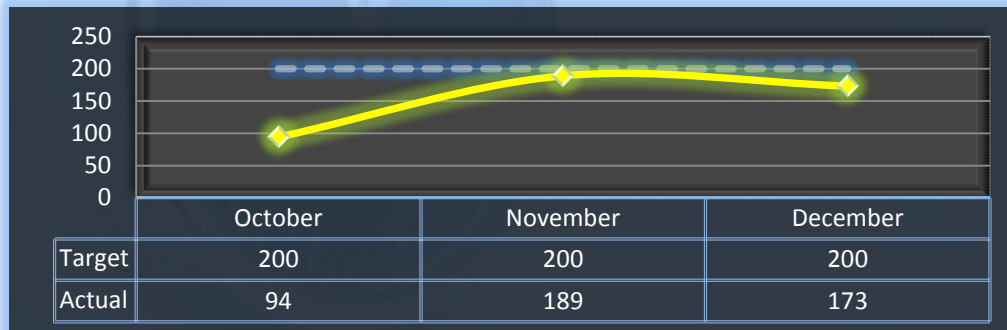


## Intake & Investigation

Average cycle time from complaint receipt to closure of the investigation process. Does not include cases sent to the Attorney General or other forms of formal discipline.

**Target: 200 Days**

**Q2 Average: 161 Days**

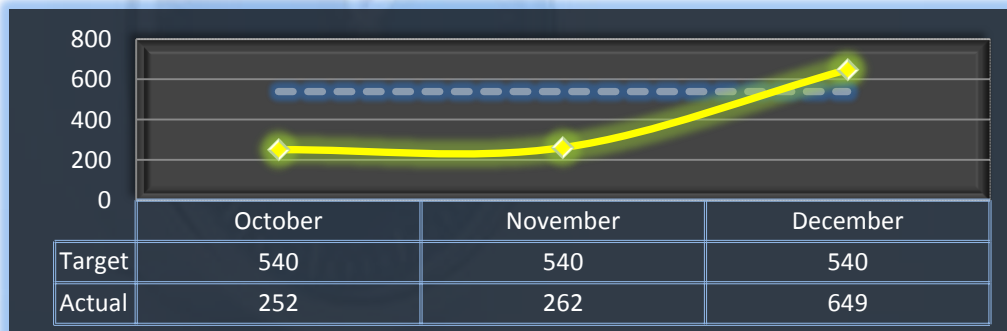


## Formal Discipline

Average number of days to complete the entire enforcement process for cases resulting in formal discipline. (Includes intake and investigation by the Board, and prosecution by the AG)

**Target: 540 Days**

**Q2 Average: 354 Days**

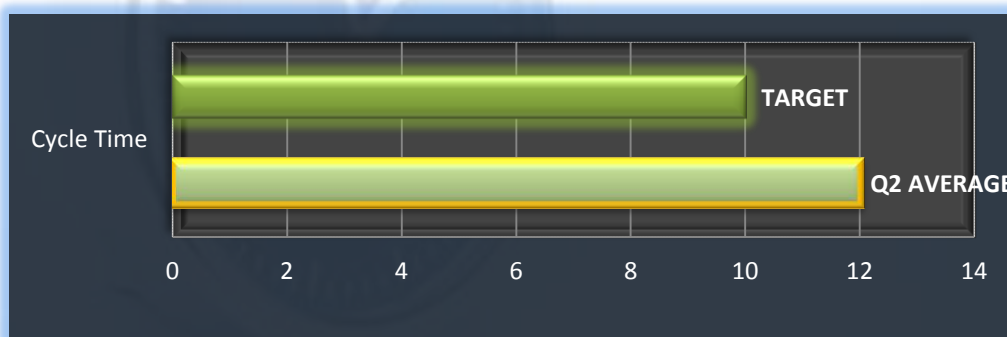


## Probation Intake

Average number of days from monitor assignment, to the date the monitor makes first contact with the probationer.

**Target: 10 Days**

**Q2 Average: 12 Days**



## Probation Violation Response

Average number of days from the date a violation of probation is reported, to the date the assigned monitor initiates appropriate action.

**Target: 10 Days**

**Q2 Average: 10 Days**

