

Medical Board of California

Performance Measures

Q3 Report (January - March 2012)

To ensure stakeholders can review the Board's progress toward meeting its enforcement goals and targets, we have developed a transparent system of performance measurement. These measures will be posted publicly on a quarterly basis.

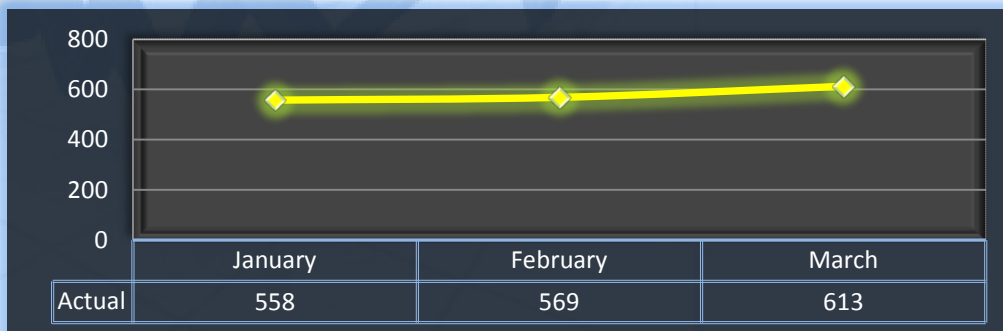
Volume

Number of complaints and convictions received.

Q3 Total: 1,740

Complaints: 1,560 Convictions: 180

Q3 Monthly Average: 580

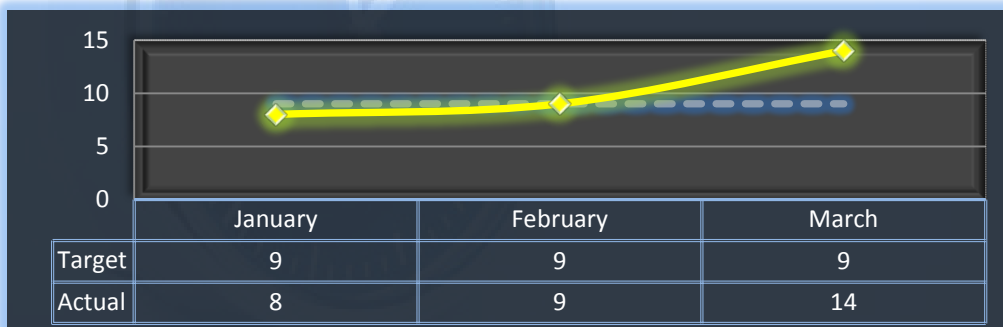


Intake

Average cycle time from complaint receipt, to the date the complaint was assigned to an investigator.

Target: 9 Days

Q3 Average: 10 Days

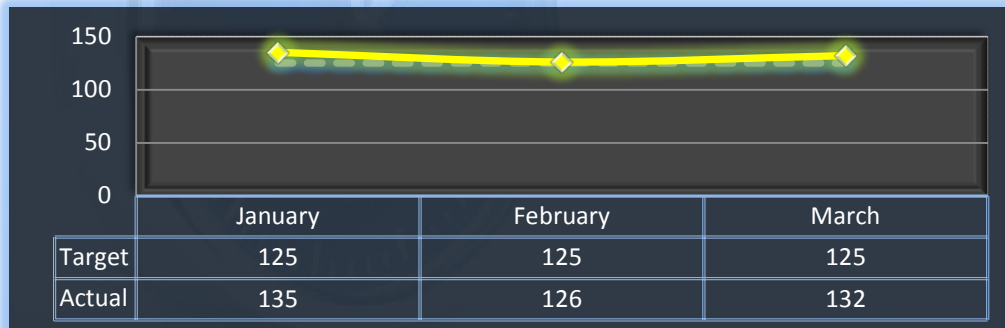


Intake & Investigation

Average cycle time from complaint receipt to closure of the investigation process. Does not include cases sent to the Attorney General or other forms of formal discipline.

Target: 125 Days

Q3 Average: 131 Days

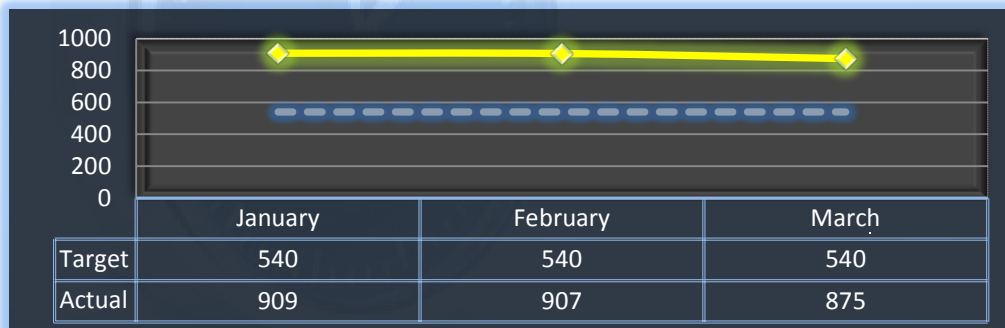


Formal Discipline/ Administrative Action

Average cycle time to complete the entire enforcement process for those cases closed by the AG's office after referral by the program. Does not include declined, withdrawn or dismissed cases.

Target: 540 Days

Q3 Average: 895 Days



Probation Intake

Average number of days from monitor assignment, to the date the monitor makes first contact with the probationer.

Target: 25 Days

Q3 Average: 9 Days

