

# Veterinary Medical Board of California

## Performance Measures

### Q3 Report (January - March 2012)

To ensure stakeholders can review the Board's progress toward meeting its enforcement goals and targets, we have developed a transparent system of performance measurement. These measures will be posted publicly on a quarterly basis.

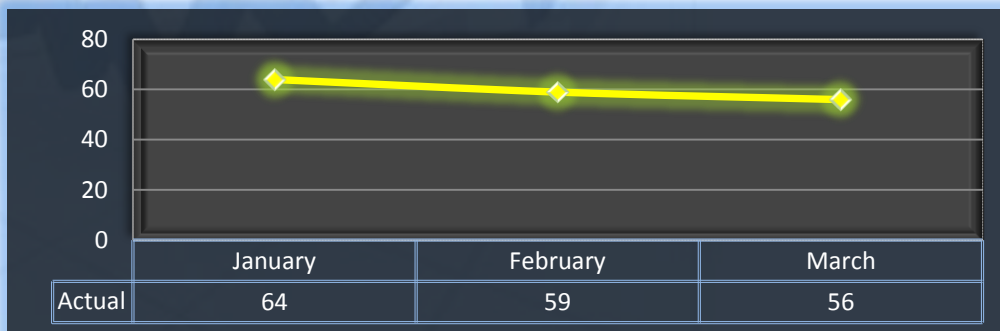
#### Volume\*

Number of complaints and convictions received.

**Q3 Total: 179**

*Complaints: 160    Convictions: 19*

**Q3 Monthly Average: 60**

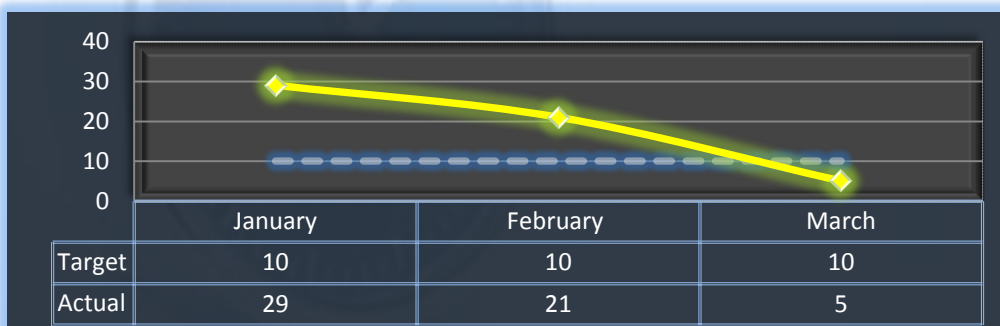


#### Intake

Average cycle time from complaint receipt, to the date the complaint was assigned to an investigator.

**Target: 10 Days**

**Q3 Average: 23 Days**

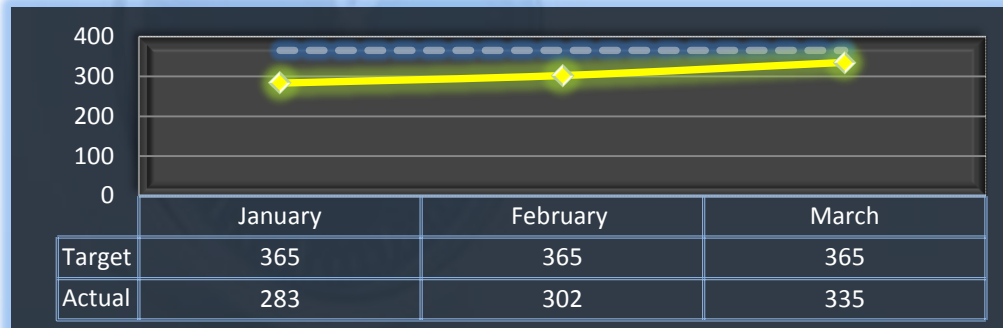


## Intake & Investigation\*\*

Average cycle time from complaint receipt to closure of the investigation process. Does not include cases sent to the Attorney General or other forms of formal discipline.

**Target: 365 Days**

**Q3 Average: 307 Days**



## Formal Discipline

Average number of days to complete the entire enforcement process for cases resulting in formal discipline. (Includes intake and investigation by the Board, and prosecution by the AG)

**Target: 740 Days**

**Q3 Average: N/A**

*This measure will be reported on an annual basis.*

## Probation Intake

Average number of days from monitor assignment, to the date the monitor makes first contact with the probationer.

**Target: 10 Days**

**Q3 Average: N/A**

*The Board did not contact any new probationers this quarter.*

## Probation Violation Response

Average number of days from the date a violation of probation is reported, to the date the assigned monitor initiates appropriate action.

**Target: 5 Days**

**Q3 Average: N/A**

*The Board did not handle any probation violations this quarter.*

\*"Complaints" in these measures include complaints, convictions, and arrest reports.

\*\*The Board utilizes the Department of Investigations for some cases. This average includes their investigation cycle time.