

Medical Board of California

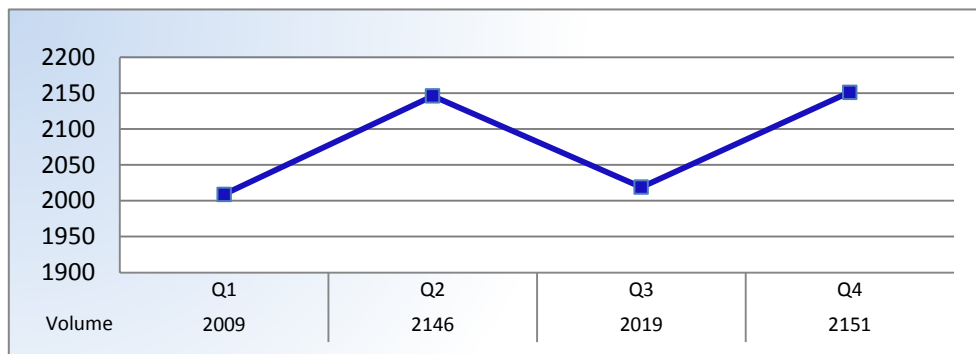
Performance Measures

Annual Report (2013 – 2014 Fiscal Year)

To ensure stakeholders can review the Board's progress toward meeting its enforcement goals and targets, we have developed a transparent system of performance measurement. These measures will be posted publicly on a quarterly and annual basis.

PM1 | Volume

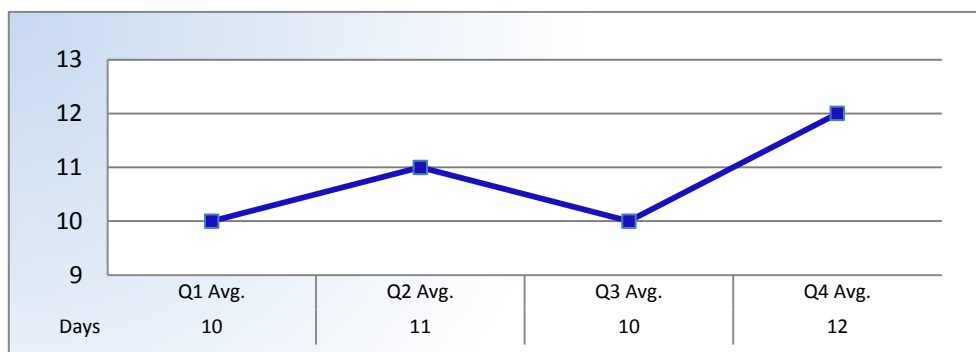
Number of complaints and convictions received.



Fiscal Year Total: 8,325

PM2 | Intake


Average cycle time from complaint receipt, to the date the complaint was assigned to an investigator.



Target Average: 9 Days

PM3 | Intake & Investigation

Average cycle time from complaint receipt to closure of the investigation process. Does not include cases sent to the Attorney General or other forms of formal discipline.

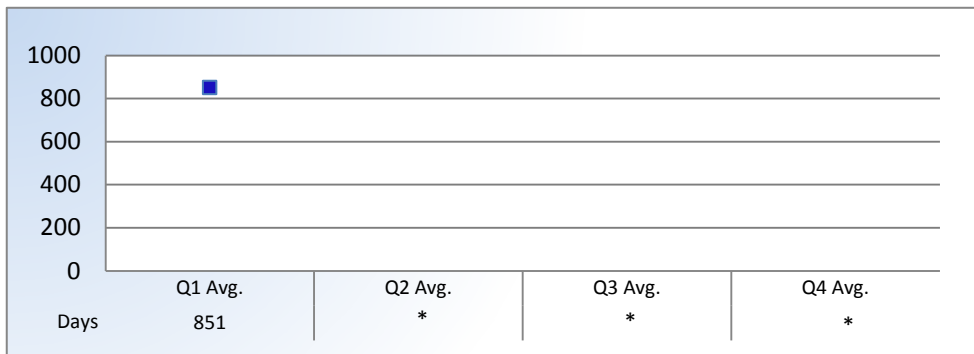


Target Average: 125 Days

**Consistent data not yet available from BreEZe.*

PM4 | Formal Discipline

Average number of days to complete the entire enforcement process for cases resulting in formal discipline. (Includes intake and investigation by the Board and prosecution by the AG).




Target Average: 540 Days

**Consistent data not yet available from BreEZe.*

PM7 | Probation Intake

Average number of days from monitor assignment, to the date the monitor makes first contact with the probationer.



Target Average: 25 Days

**Consistent data not yet available from BreZE.*