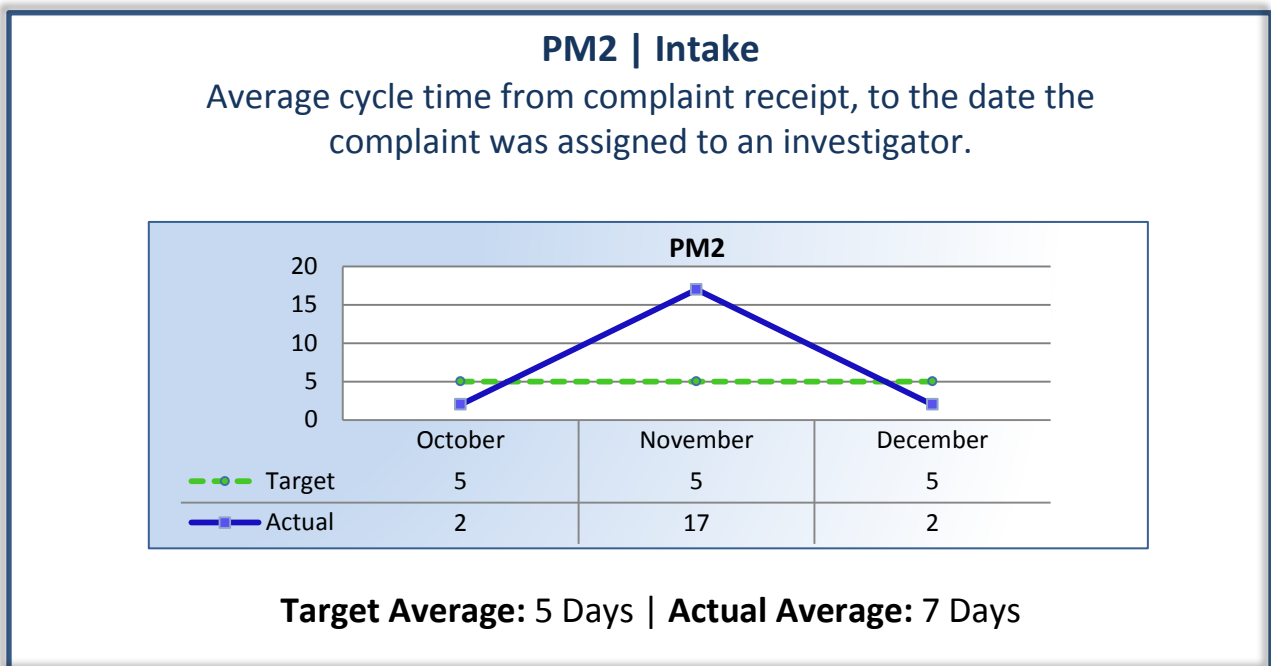
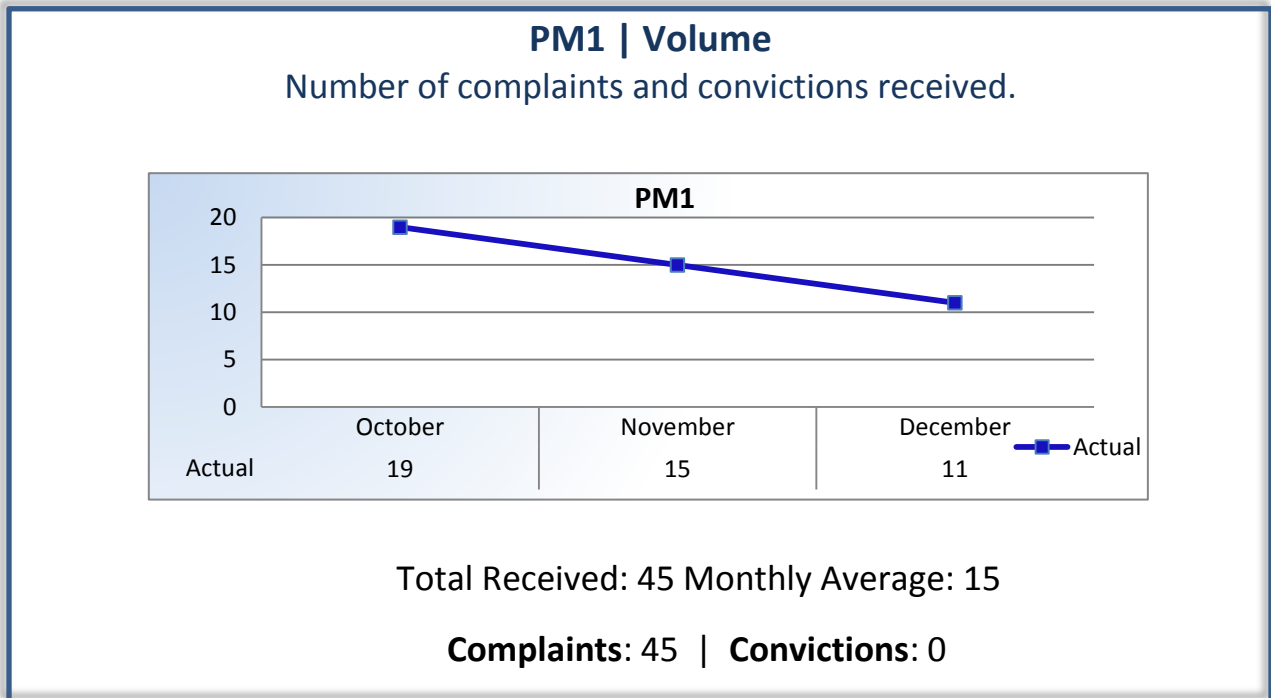


## Performance Measures

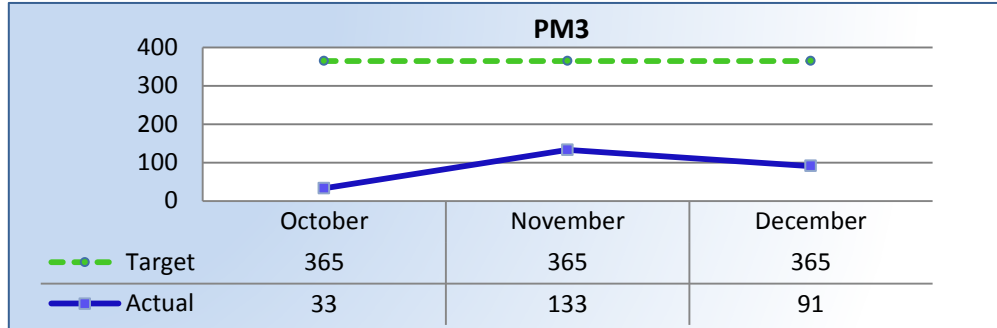
### Q2 Report (October - December 2014)

To ensure stakeholders can review the Bureau's progress toward meeting its enforcement goals and targets, we have developed a transparent system of performance measurement. These measures will be posted publicly on a quarterly basis.



### PM3 | Intake & Investigation

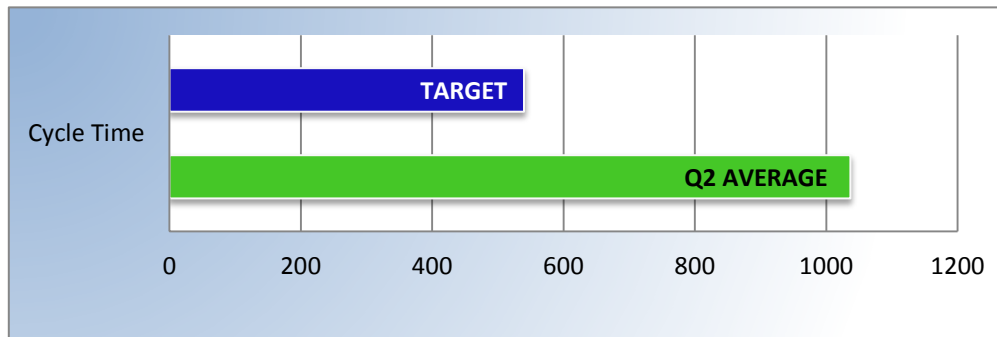
Average cycle time from complaint receipt to closure of the investigation process. Does not include cases sent to the Attorney General or other forms of formal discipline.



**Target Average: 365 Days | Actual Average: 89 Days**

### PM4 | Formal Discipline

Average number of days to complete the entire enforcement process for cases resulting in formal discipline. (Includes intake and investigation by the Bureau and prosecution by the AG).



**Target Average: 540 Days | Actual Average: 1037**

### **PM7 | Probation Intake**

Average number of days from monitor assignment, to the date the monitor makes first contact with the probationer.

*The Board did not contact any new probationers this quarter.*

**Target Average:** 10 Days | **Actual Average:** N/A

### **PM8 | Probation Violation Response**

Average number of days from the date a violation of probation is reported, to the date the assigned monitor initiates appropriate action.

*The Board did not have any probation violations this quarter.*

**Target Average:** 10 Days | **Actual Average:** N/A