


## Enforcement Performance Measures


### Q1 Report (July - September 2016)

To ensure stakeholders can review the Board's progress toward meeting its enforcement goals and targets, we have developed a transparent system of performance measurement. These measures will be posted publicly on a quarterly basis.



### PM2 | Intake – Volume

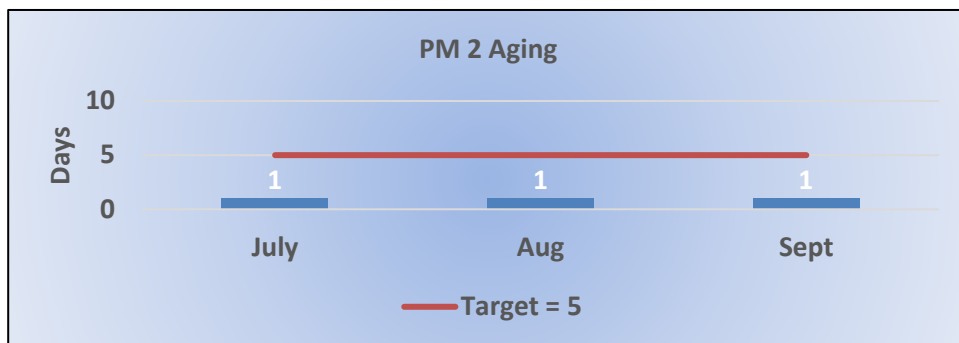
Number of complaints closed or assigned to an investigator.



**Total: 19 | Monthly Average: 6**

### PM2 | Intake – Cycle Time


Average number of days from complaint receipt, to the date the complaint was closed or assigned to an investigator.



**Target Average: 5 Days | Actual Average: 1 Day**

### PM3 | Investigations – Volume

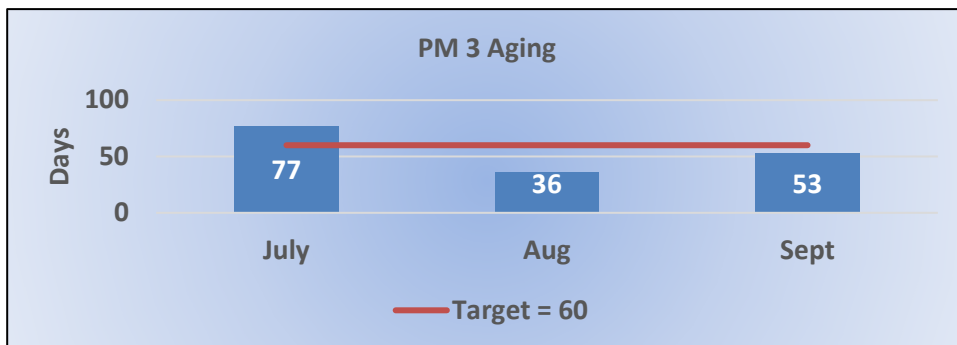
Number of investigations closed (not including cases transmitted to the Attorney General).



**Total: 15 | Monthly Average: 5**

### PM3 | Investigations – Cycle Time


Average number of days to complete the entire enforcement process for cases not transmitted to the Attorney General.  
(Includes intake and investigation)



**Target Average: 60 Days | Actual Average: 49 Days**

### PM4 | Formal Discipline – Volume

Cases closed, of those transmitted to the Attorney General.

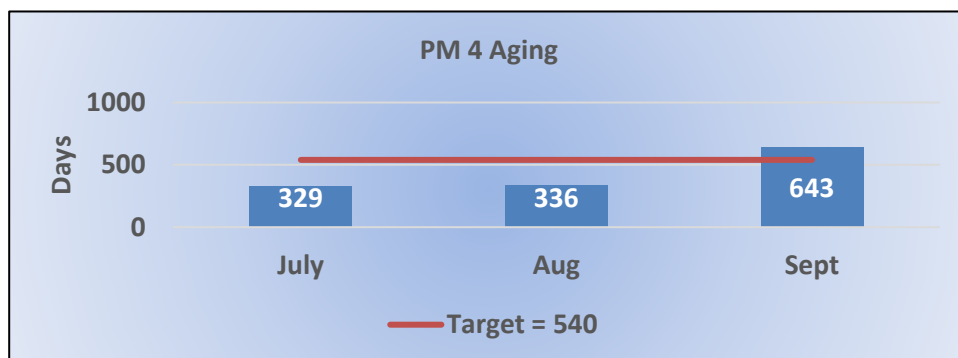


**Total: 3**

### PM4 | Formal Discipline – Cycle Time

Average number of days to complete the entire enforcement process for cases transmitted to the Attorney General.


(Includes intake, investigation, and case outcome.)



**Target Average: 540 Days | Actual Average: 436 Days**

### PM7 | Probation Intake – Volume

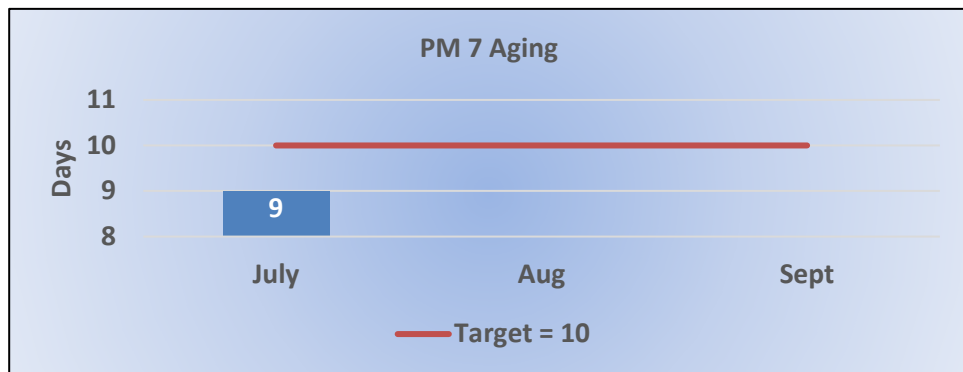
Number of new probation cases.



**Total: 2**

### PM7 | Probation Intake – Cycle Time

Average number of days from monitor assignment, to the date the monitor makes first contact with the probationer.



**Target Average: 10 Days | Actual Average: 9 Days**

**PM8 | Probation Violation Response – Volume**  
Number of probation violation cases.

*The Board did not have any probation violations this quarter.*

**PM8 | Probation Violation Response – Cycle Time**

Average number of days from the date a violation of probation is reported, to the date the assigned monitor initiates appropriate action.

*The Board did not have any probation violations this quarter.*