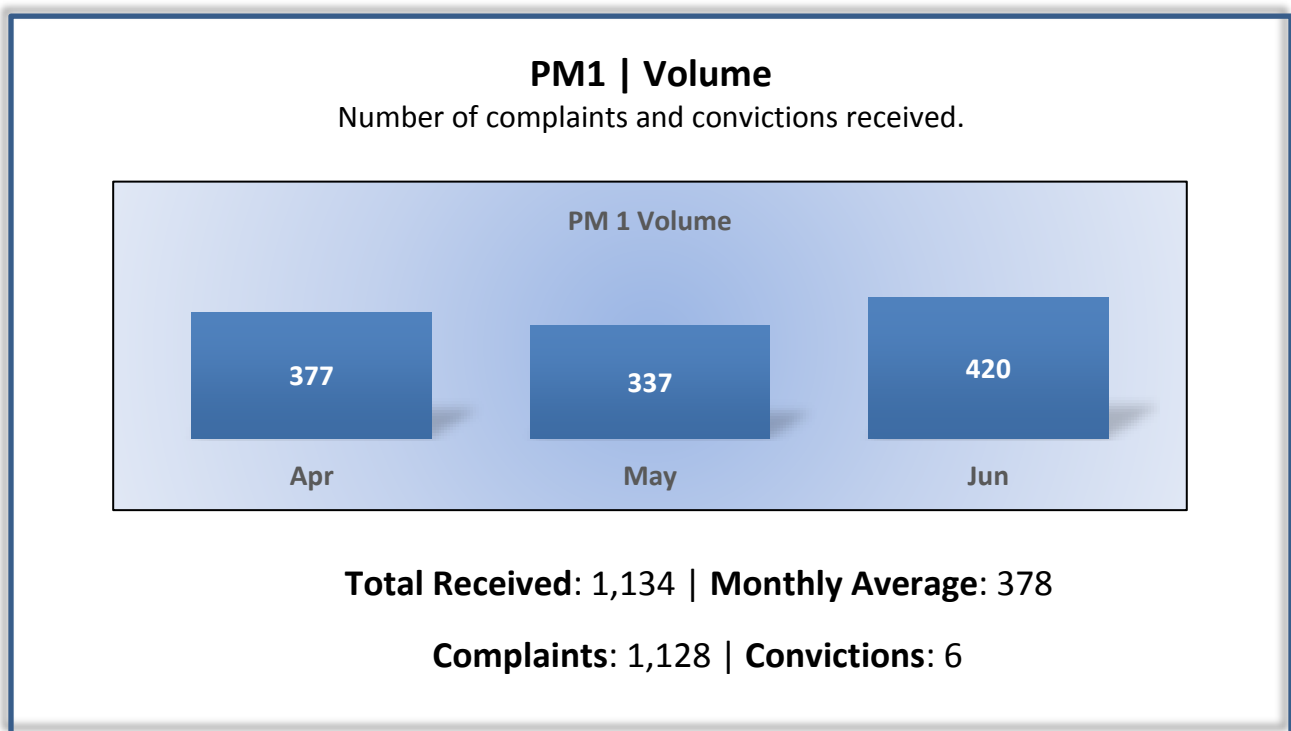


Enforcement Performance Measures


Q4 Report (April - June 2017)

To ensure stakeholders can review the Board's progress toward meeting its enforcement goals and targets, we have developed a transparent system of performance measurement. These measures will be posted publicly on a quarterly basis.



PM2 | Intake – Volume

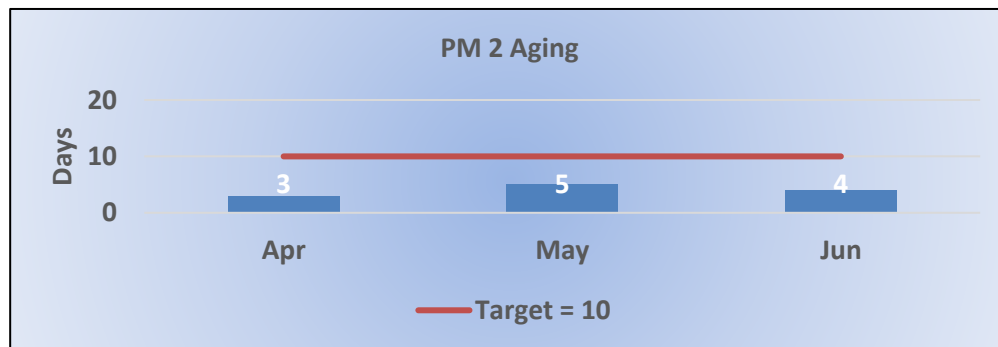
Number of complaints closed or assigned to an investigator.



Total: 1,126 | Monthly Average: 375

PM2 | Intake – Cycle Time


Average number of days from complaint receipt, to the date the complaint was closed or assigned to an investigator.



Target Average: 10 Days | Actual Average: 4 Days

PM3 | Investigations – Volume

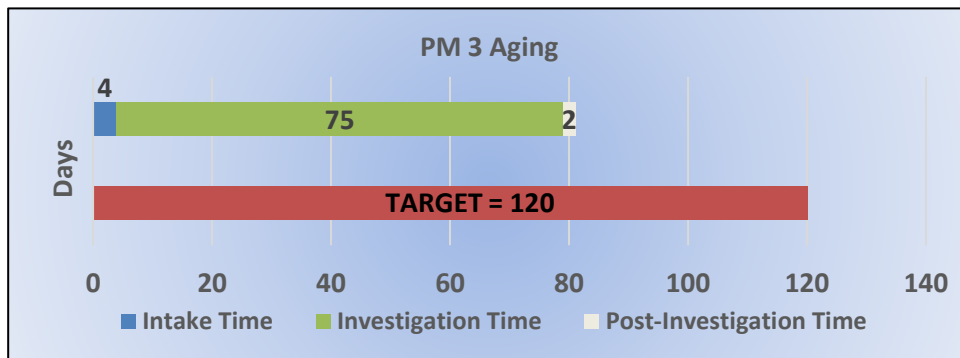
Number of investigations closed (not including cases transmitted to the Attorney General).



Total: 990 | Monthly Average: 330

PM3 | Investigations – Cycle Time¹

Average number of days to complete the entire enforcement process for cases not transmitted to the Attorney General.
(Includes intake and investigation.)




Target Average: 120 Days | Actual Average: 79 Days

¹ Due to rounding, there might be small discrepancies between the PM3 "Actual Average", and the sum of the individual case stages (i.e., Intake time + Investigation time + Post-Investigation time).

PM4 | Formal Discipline – Volume

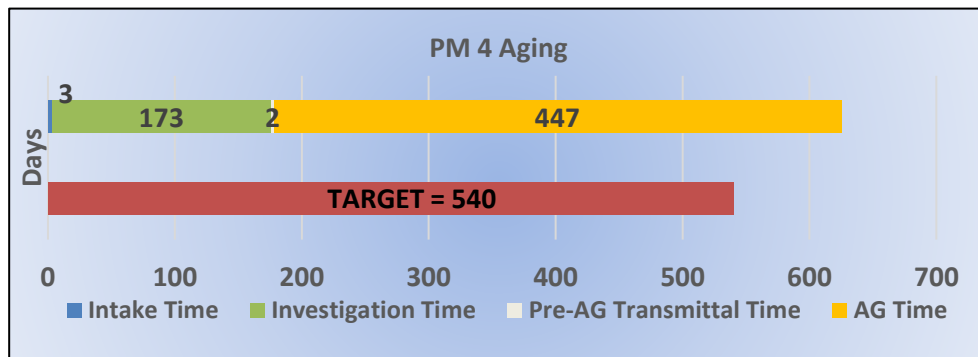
Cases closed after transmission to the Attorney General for formal disciplinary action. This includes formal discipline, and closures without formal discipline (e.g., withdrawals, dismissals, etc.).



Total: 26 | Monthly Average: 9

PM4 | Formal Discipline – Cycle Time²

Average number of days to close cases after transmission to the Attorney General for formal disciplinary action. This includes formal discipline, and closures without formal discipline (e.g., withdrawals, dismissals, etc.).




Target Average: 540 Days | Actual Average: 620 Days

² Due to rounding, there might be small discrepancies between the PM4 “Actual Average”, and the sum of the individual case stages (i.e., Intake time + Investigation time + Pre-AG Transmittal time + AG time).

PM7 | Probation Intake – Volume

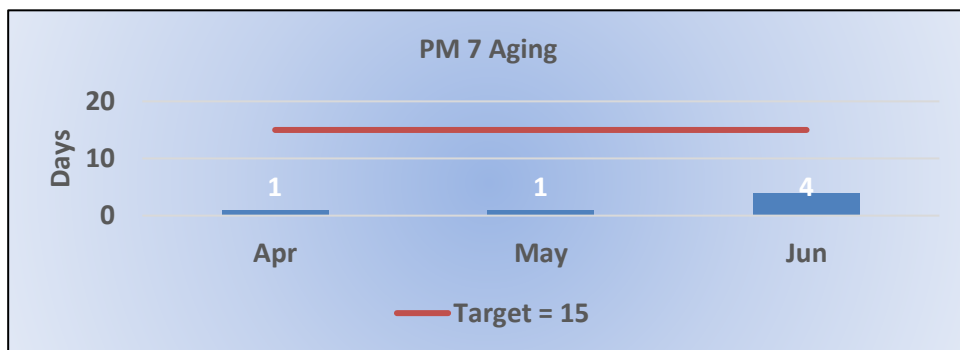
Number of new probation cases.



Total: 17

PM7 | Probation Intake – Cycle Time


Average number of days from monitor assignment, to the date the monitor makes first contact with the probationer.



Target Average: 15 Days | Actual Average: 3 Days

PM8 | Probation Violation Response – Volume

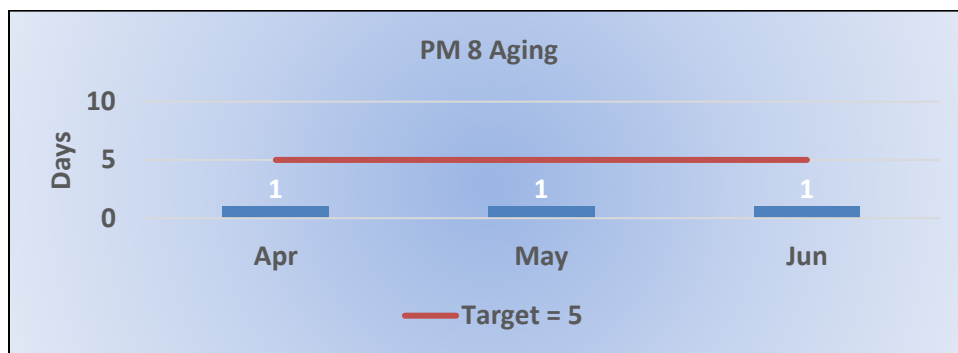
Number of probation violation cases.



Total: 53

PM8 | Probation Violation Response – Cycle Time

Average number of days from the date a violation of probation is reported, to the date the assigned monitor initiates appropriate action.



Target Average: 5 Days | Actual Average: 1 Day