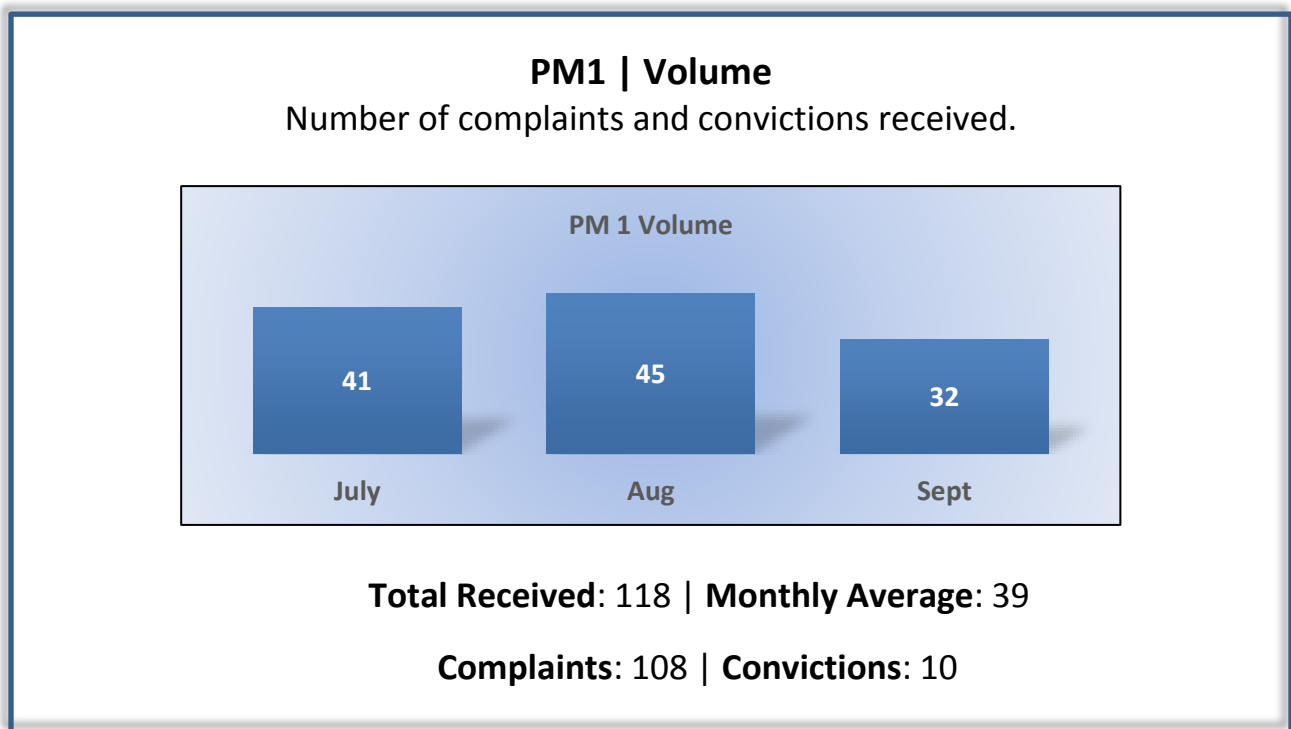


## Enforcement Performance Measures


### Q1 Report (July - September 2017)

To ensure stakeholders can review the Board's progress toward meeting its enforcement goals and targets, we have developed a transparent system of performance measurement. These measures will be posted publicly on a quarterly basis.



### PM2 | Intake – Volume

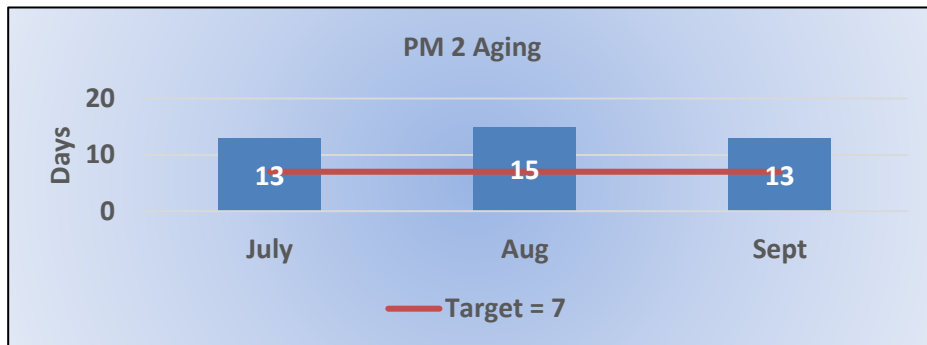
Number of complaints closed or assigned to an investigator.



**Total: 102 | Monthly Average: 34**

### PM2 | Intake – Cycle Time

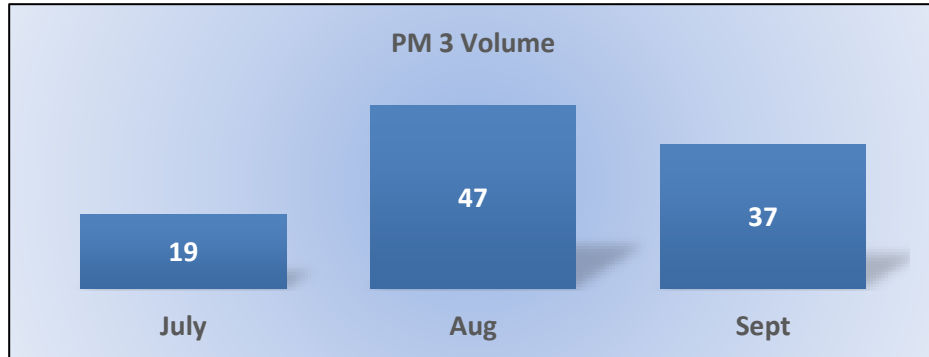
Average number of days from complaint receipt, to the date the complaint was closed or assigned to an investigator.



**Target Average: 7 Days | Actual Average: 14 Days**

### PM3 | Investigations – Volume

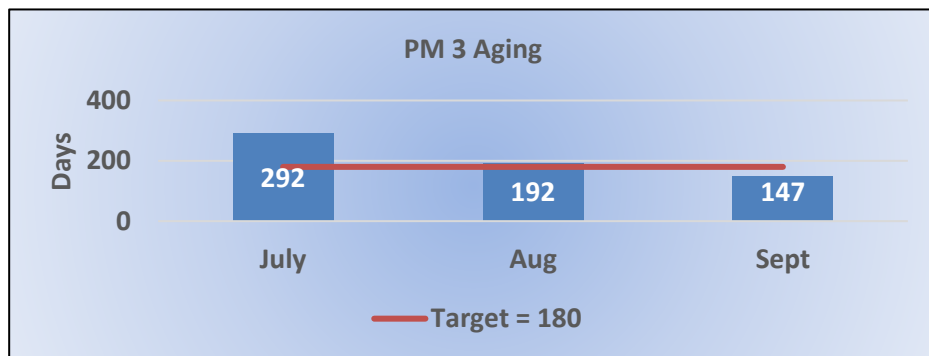
Number of investigations closed (not including cases transmitted to the Attorney General).



**Total: 103 | Monthly Average: 34**

### PM3 | Investigations – Cycle Time

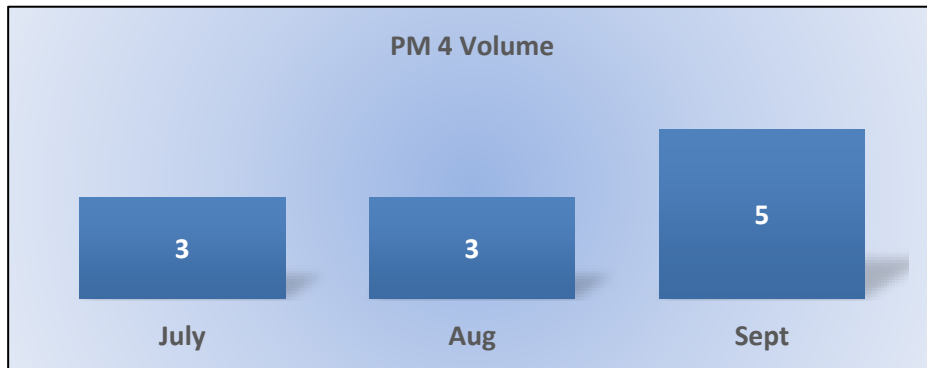
Average number of days to complete the entire enforcement process for cases not transmitted to the Attorney General.  
(Includes intake and investigation)



**Target Average: 180 Days | Actual Average: 194 Days**

### PM4 | Formal Discipline -- Volume

Cases closed, of those transmitted to the Attorney General.

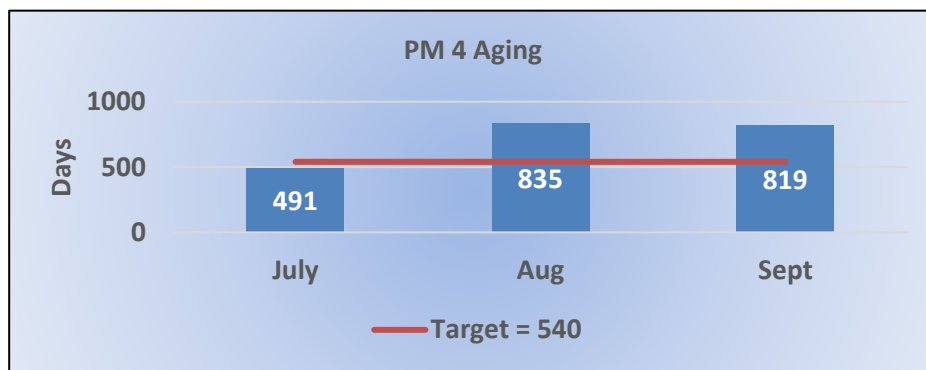


**Total: 11 | Monthly Average: 3.7**

### PM4 | Formal Discipline – Cycle Time

Average number of days to complete the entire enforcement process for cases transmitted to the Attorney General.


(Includes intake, investigation, and transmittal outcome)



**Target Average: 540 Days | Actual Average: 734 Days**

### PM7 | Probation Intake – Volume

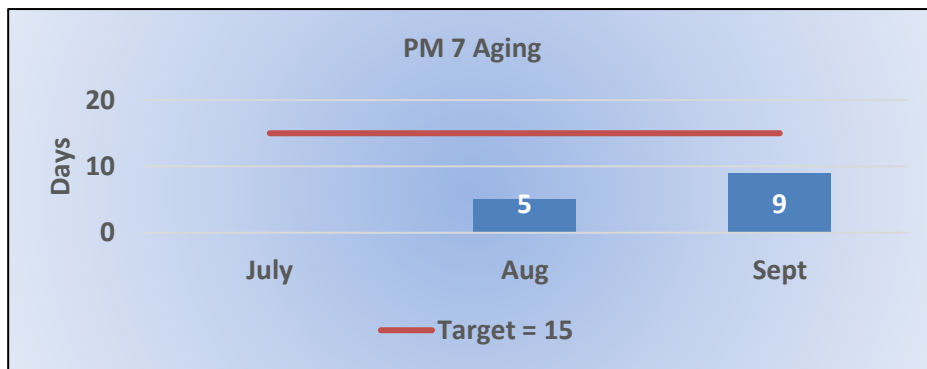
Number of new probation cases.



**Total: 4**

### PM7 | Probation Intake – Cycle Time

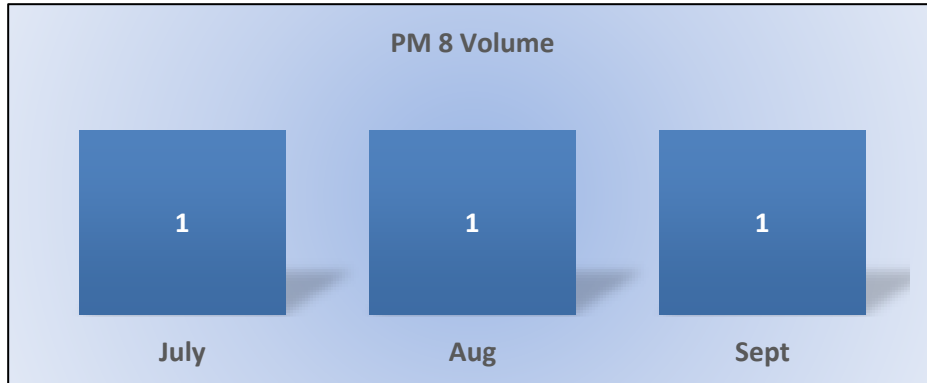
Average number of days from monitor assignment, to the date the monitor makes first contact with the probationer.



**Target Average: 15 Days | Actual Average: 6 Days**

### PM8 | Probation Violation Response – Volume

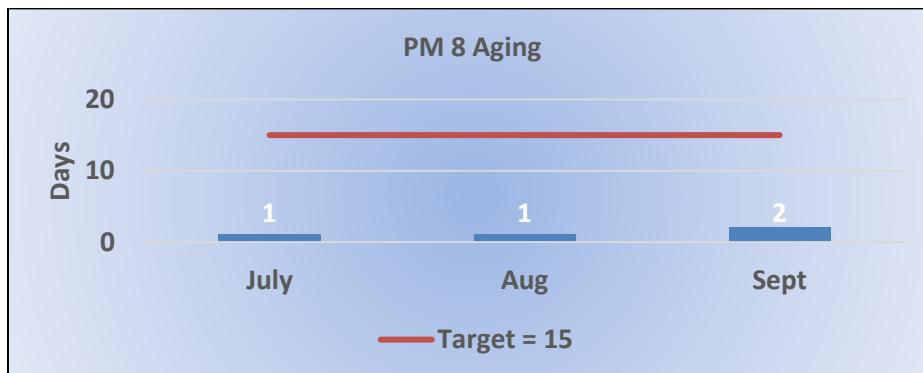
Number of probation violation cases.



**Total: 3**

### PM8 | Probation Violation Response – Cycle Time

Average number of days from the date a violation of probation is reported, to the date the assigned monitor initiates appropriate action.



**Target Average: 15 Days | Actual Average: 3 Days**