


Department of Consumer Affairs
California Landscape
Architect Technical
Committee

Enforcement Performance Measures


Q1 Report (July - September 2017)

To ensure stakeholders can review the Board's progress toward meeting its enforcement goals and targets, we have developed a transparent system of performance measurement. These measures will be posted publicly on a quarterly basis.



PM2 | Intake – Volume

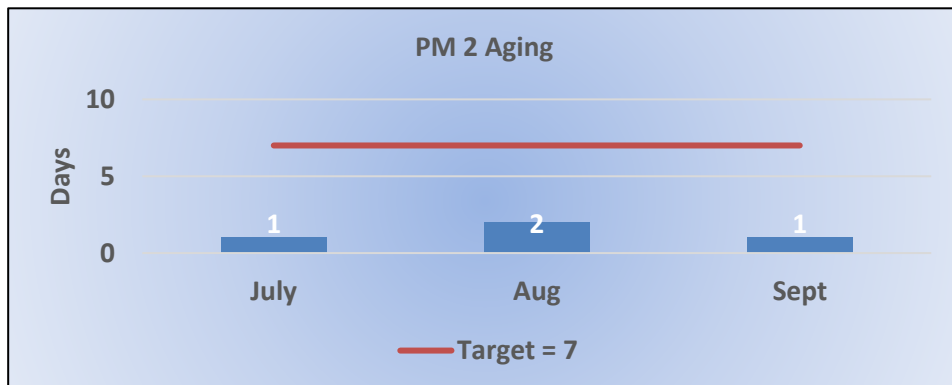
Number of complaints closed or assigned to an investigator.



Total: 9 | Monthly Average: 3

PM2 | Intake – Cycle Time


Average number of days from complaint receipt, to the date the complaint was closed or assigned to an investigator.



Target Average: 7 Days | Actual Average: 2 Days

PM3 | Investigations – Volume

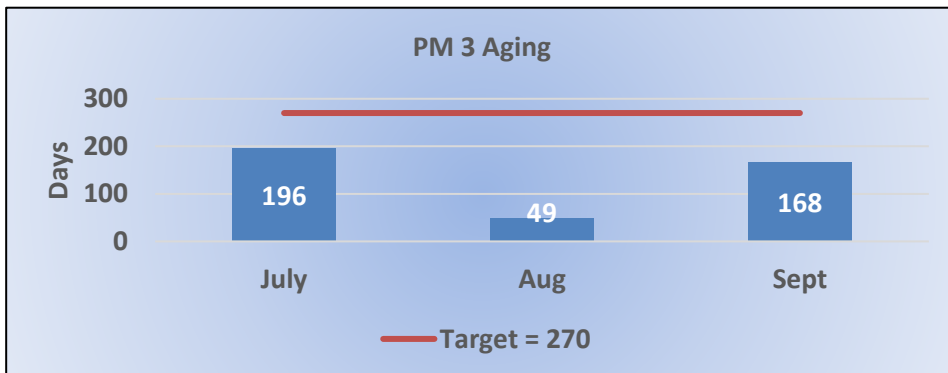
Number of investigations closed (not including cases transmitted to the Attorney General).



Total: 5 | Monthly Average: 2

PM3 | Investigations – Cycle Time

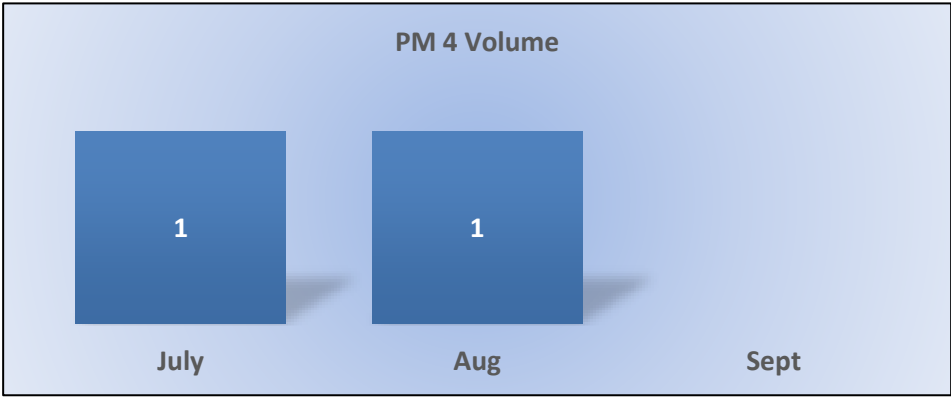
Average number of days to complete the entire enforcement process for cases not transmitted to the Attorney General.
(Includes intake and investigation)



Target Average: 270 Days | Actual Average: 131 Days

PM4 | Formal Discipline -- Volume

Cases closed, of those transmitted to the Attorney General.

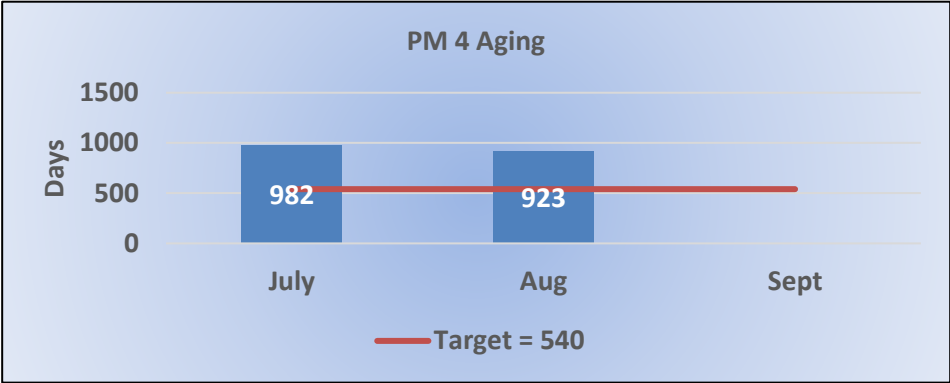


Total: 2 | Monthly Average: 1

PM4 | Formal Discipline – Cycle Time

Average number of days to complete the entire enforcement process for cases transmitted to the Attorney General.

(Includes intake, investigation, and transmittal outcome)



Target Average: 540 Days | Actual Average: 953 Days

PM7 | Probation Intake – Volume

Number of new probation cases.

No new probationers were assigned for monitoring this quarter.

PM7 | Probation Intake – Cycle Time

Average number of days from monitor assignment, to the date the monitor makes first contact with the probationer.

No new probationers were assigned for monitoring this quarter.

PM8 | Probation Violation Response – Volume

Number of probation violation cases.

The Committee did not have any probation violations this quarter.

PM8 | Probation Violation Response – Cycle Time

Average number of days from the date a violation of probation is reported, to the date the assigned monitor initiates appropriate action.

The Committee did not have any probation violations this quarter.